

THE REPUBLIC OF KENYA

**Consolidated Financial Statements of
the Government of Kenya**

The Consolidated Fund

**For the financial year ended
30th June, 2024**

**Prepared under the Cash Basis Standard of International Public Sector Accounting Standards
(IPSAS)**

**Financial Statements for the Consolidated Fund
for the year ended 30th June 2024**

Table of Contents	Page
1 Overview of the Consolidated Fund.....	ii
1.1 <i>Legal Framework</i>	<i>ii</i>
1.2 <i>Scope of the Consolidated Fund</i>	<i>iii</i>
1.3 <i>Performance analysis</i>	<i>iv</i>
1.3.1 Receipts to the Consolidated Fund.....	<i>iv</i>
1.3.1 Transfers from the Consolidated Fund.....	<i>vi</i>
1.3.2 Other net transfers.....	<i>vii</i>
1.3.3 Summary of Financial Results.....	<i>viii</i>
1.3.4 Conclusion.....	<i>ix</i>
2 Statement of Responsibility.....	x
3 Statement of receipts and payments of the Consolidated Fund for the year ended 30th June 2024.....	1
4 Breakdown of the Consolidated Fund by Accounts.....	2
4.1 <i>Breakdown of the Consolidated Fund by account for the year ended 30th June 2024</i>	<i>2</i>
5 Significant Accounting Policies.....	5
6 Notes to the Financial Statements.....	7
6.1 <i>Receipts in the Consolidated Fund</i>	<i>7</i>
6.1.1 Tax receipts.....	<i>7</i>
6.1.2 Non-tax receipts.....	<i>7</i>
6.1.3 External grants.....	<i>7</i>
6.1.4 Proceeds from domestic borrowing.....	<i>8</i>
6.1.5 Proceeds from external borrowing.....	<i>8</i>
6.2 <i>Statement of National Exchequer Account Receipts and Transfers</i>	<i>9</i>
6.2.1 Analysis of budget versus actuals.....	<i>10</i>
6.2.2 Income tax and Non-income tax receipts.....	<i>11</i>
6.2.3 Grants.....	<i>11</i>
6.2.4 Transfers from domestic borrowing accounts to National Exchequer Account.....	<i>12</i>
6.2.5 Transfer from external borrowing to National Exchequer Account.....	<i>12</i>
6.2.5 Transfers from external borrowing to Exchequer Account (continued).....	<i>13</i>
6.2.6 Exchequer transfers.....	<i>13</i>
6.3 <i>Statement of Consolidated Receivers of Revenue</i>	<i>14</i>
6.3.1 Summary Movement of Receivers of Revenue accounts for the financial year ended 30 th June 2024.....	<i>14</i>
6.3.2 Summary movement of Receivers of Revenue accounts for the financial year ended 30 th June, 2023.....	<i>15</i>
6.4 <i>Domestic Borrowing Accounts</i>	<i>16</i>
6.4.1 Movement of domestic borrowing accounts for the financial year ended 30 th June 2024.....	<i>16</i>
6.4.2 Movement of domestic borrowing accounts for the financial year ended 30 th June, 2023.....	<i>17</i>
6.5 <i>Statement of Special Funds</i>	<i>18</i>
6.5.1 Statement of receipts and transfers from Special Funds.....	<i>18</i>
6.5.2 Transfers from Special Funds.....	<i>19</i>
6.6 <i>Statement of Special Projects Deposit Accounts</i>	<i>20</i>
6.7 <i>Statement of e-Citizen Revenue Control Accounts</i>	<i>21</i>
6.7.1 <i>Flow of funds</i>	<i>21</i>
6.7.2 <i>Summary of e-Citizen movement of funds during FY 2023/2024</i>	<i>21</i>
6.8 <i>Statement of East Africa Visa Tourist Accounts</i>	<i>22</i>

**Financial Statements for the Consolidated Fund
for the year ended 30th June 2024**

6.8.1	Flow of funds.....	22
6.8.2	Summary of movement of funds during FY 2023/2024	22
6.8.2.1	East Africa partner states.....	22
A)	Summary movement of funds for the financial year ended 30 th June 2024.....	23
B)	Summary movement of funds for the financial year ended 30 th June 2024.....	24
6.9	Prior Year Adjustment	24
Appendix 1: Statement of Actual Receipts and Net Exchequer Issues as at 30th June, 2024.....		25
Appendix 2: Detailed movement of the Special Project Deposit Accounts for the year ended 30th June 2024		36

Financial Statements for the Consolidated Fund
For the year ended 30th June, 2024

ABBREVIATIONS AND ACRONYMS

A-in-A	-	Appropriations in Aid
CARA	-	County Allocation Revenue Act
CBK	-	Central Bank of Kenya
FY	-	Fiscal Year
IDA	-	International Development Agency
IPSAS	-	International Public Sector Accounting Standards
KRA	-	Kenya Revenue Authority
Kshs	-	Kenya Shillings
MDAs	-	Ministries, Departments and Agencies
OAG	-	Office of the Auditor General
PDLF	-	Petroleum Development Levy Fund
PFM	-	Public Financial Management
RDLF	-	Railway Development Levy Fund
RMLF	-	Roads Maintenance Levy Fund
SF	-	Special Funds
NTSA	-	National Transport and Safety Authority
VAT	-	Value Added Tax
TIMS	-	Tax Invoice Management System

1 Overview of the Consolidated Fund

1.1 Legal Framework

Article 206 (1) of the Constitution of Kenya established the Consolidated Fund into which shall be paid all money raised or received by or on behalf of the National Government except money that:

- a) is reasonably excluded from the Fund by an Act of Parliament and payable to another public fund established for a specific purpose.
- b) may, under an Act of Parliament, be retained by the State organ that received it to defray the expenses of the State organ. Such include Appropriation in Aid (AIA).

The National Treasury prepared and submitted to the National Assembly for approval “Estimates of Revenue, Grants and Loans of the Government of Kenya for the year ending 30th June 2024”. Revenues raised are then deposited in the National Exchequer Account.

Section 17 of the Public Finance Management Act, 2012 mandates the National Treasury to account for the Consolidated Fund in the National Exchequer Account at the Central Bank of Kenya. The Consolidated Fund receives the proceeds of taxation (income tax, value-added tax, customs duties, excise tax), tax-type revenues such as fines, penalties, fees, licence fees, dividends, visa fees etc, certain other government receipts, all loans and all grants raised by the National Government.

Further, Article 206 (2) of the Constitution of Kenya stipulates that money may be withdrawn from the Consolidated Fund only:

- a) in accordance with an appropriation by an Act of Parliament;
- b) in accordance with Article 222 or 223; or
- c) as a charge against the Fund as authorised by the Constitution or an Act of Parliament.

Further Section 17 (4) of the Public Finance Management Act, 2012 requires the National Treasury to seek approval from the Controller of Budget for any withdrawal from the Consolidated Fund. The voted entities that received funds from the Consolidated Fund include National Government Ministries, Departments and Agencies and County Governments. These entities are responsible for the administration of their respective budgets.

Therefore payments from the Consolidated Fund are transfers issued to government departments to finance their net expenditures. Parliament votes on the necessary financial provisions normally through the “Estimates of Recurrent/Development Expenditure for the year” process which confers formal statutory authority through the Appropriation Acts that follow. Sometimes there can be a need for additional allocation of expenditure and a Supplementary Estimates is voted.

Government revenue is received through designated Receivers of National Government Revenue as appointed by the Cabinet Secretary to the National Treasury according to Article 209 of the Constitution. The Receivers of Revenue are responsible for receiving, accounting and remitting the revenues to the Consolidated Fund. Section 50 (6) of the PFM Act, 2012 also requires the National Treasury to remit the proceeds of any loan raised under the provisions of the PFM Act, 2012 into the Consolidated Fund. The Receivers of Revenue may appoint Collectors of Revenue to help in revenue collection and administration.

1.2 Scope of the Consolidated Fund

Section 80 (1) and (2) of the Public Finance Management Act 2012 states as follows:

80 (1) At the end of each financial year, the National Treasury shall prepare for the national government, clear and comprehensible annual financial statements that consolidate the financial statements prepared by all national government entities, in accordance with formats prescribed by the Accounting Standards Board.

(2) The National Treasury shall include in the consolidated financial statements –

*(a) a statement of **all monies paid into and out** of the National Exchequer Account*

This report provides accountability for the Consolidated Fund for the financial year ended 30th June 2024 and consolidates the following :

- The National Exchequer Account,
- The Deposit Accounts at the Central Bank of Kenya through which domestic loan proceeds from Treasury Bonds, Treasury Bills, and commercial financing are held before deposit to the National Exchequer Account,
- The Overdraft account at the Central Bank of Kenya,
- The Receivers of Revenue collection accounts at the Central Bank of Kenya,
- Special Project Accounts (externally funded) at the Central Bank of Kenya,
- E-Citizen revenue Accounts

To see the totality of resources available to the government, this report includes monies received and paid out of the special funds authorized by legislation other than an Appropriation Act. The Kenya Revenue Authority collects the funds and remits directly to these funds. These funds include the following:

- The Petroleum Development Levy Fund (PDLF) (consolidated within the National Treasury Receiver of Revenue Financial Statements),
- The Railway Development Levy Fund (RDLF),
- The Road Maintenance Levy Fund (RMLF),
- The African Union and Other International Organization Subscriptions Fund,
- Sports, Arts, and Social Development Fund; and
- Housing Levy Fund.

The various Receivers of Revenue were appointed by the Cabinet Secretary, National Treasury, and Economic Planning to receive national government revenue pursuant to Section 75 (1) of the Public Finance Management Act, 2012 for the FY 2023/2024 are shown below:

No	Code	Receiver of Revenue
1	R.1071	Principal Secretary to the National Treasury – Taxes
2	R.1071	Principal Secretary to the National Treasury – Public Debt
3	R.1071	Principal Secretary to the National Treasury – Pensions

**Financial Statements for the Consolidated Fund
for the year ended 30th June 2024**

No	Code	Receiver of Revenue
4	R.1071	Director General - Public Investment and Portfolio Management- Dividends, Interest
5	R.1112	Principal Secretary/State Department for Lands and Physical Planning- Stamp duty, rent, conveyance, valuation, registration
6	R.1261	Chief Registrar/The Judiciary- Interest, fines, penalties, forfeiture etc
7	R.1026	Principal Secretary/State Department for Internal Security and National Administration
8	R.1252	Solicitor General, State Law Office- marriages, societies, public trustee,
9	R.1041	Principal Secretary/Ministry of Defence –
10	R.1164	Principal Secretary/ Blue Economy and Fisheries – Fishing rights
11	R.1191	Principal Secretary/ State Department for Mining
12	R.1036	Principal Secretary/ State Department for ASALs – agriculture produce
13	R.1024	Principal Secretary to the State Department for Immigration and Citizen Services – Births, IDs, Visas, passports, work permits, EAC Tourist Visa
14	R.1252	Business Registration Services-official receiver, company registration, business name searches

The Special Project bank accounts are accounts into which development partners deposit funds before disbursing to the exchequer account for onward transfer to implementing agencies or directly to projects.

1.3 Performance analysis

Below is an overview of all monies paid into and out of the Consolidated Fund for the financial year ended 30th June 2024:

Financial Performance	30 th June 2024	30 th June 2024	Variance	% Variance
	KShs Million	KShs Million	KShs Million	
Opening Balance	3,775	4,797	(1,022)	-21%
Total Receipts	4,020,354	3,443,520	576,834	17%
Transfers from the Exchequer	(3,796,076)	(3,242,790)	(553,286)	17%
Other Transfers	(198,023)	(201,772)	3,749	-2%
Prior Year Adjustment	(126)	(8)	(118)	>100%
Closing Balance	29,904	3,747	26,157	

1.3.1 Receipts to the Consolidated Fund

The Consolidated Fund receipts are derived from domestic and external resources. Domestic resources mainly comprise taxes collected by the Kenya Revenue Authority (KRA), being the principal tax revenue collection agent for the government and remitted to the Consolidated Fund. Other receipt sources include domestic and external loans and grants. Domestic and external loans are included in the government receipts.

In FY 2023/2024 total Consolidated Fund receipts increased by 17% from the prior year mainly due to increased collections of taxes on goods and services. Non-tax receipts increased by 33% due to an increase in property income and fees on the use of goods and services. External grants decreased by 7% while external loans increased by 37%.

Financial Statements for the Consolidated Fund for the year ended 30th June 2024

Other transfers from special funds, special projects deposits accounts, E-Citizen, and East Africa Tourist Visa accounts decreased by 2% during the year indicating reduced collections into these accounts during the period.

The total Consolidated Fund receipts for FY 2023/2024 amounted to Kshs 4,020,354 million, an increase of Kshs.576,834 million from Kshs 3,443,520 million for FY 2022/2023 as analyzed below:

RECEIPTS	30 th June 2024	30 th June 2023	Variance	% Variance
	KShs Million	KShs Million	KShs Million	KShs Million
Tax Receipts	2,167,291	1,962,164	205,127	10%
Non Tax Receipts	352,333	263,925	88,408	33%
External Grants	14,224	15,303	(1,079)	-7%
External Loans	691,481	505,726	185,755	37%
Domestic Borrowing	795,026	696,402	98,624	14%
Total Receipts	4,020,355	3,443,520	576,835	17%

Tax receipts relate to levies collected by the Kenya Revenue Authority and other government agencies in the form of taxes on income, profits, capital gains, goods, services and international trade and transactions. The increase in tax receipts of 10% during FY 2023/2024 is attributed to increased Kenya Revenue Authority measures including i-Tax and e-TIMS. VAT on fuel adjusted from 8% to 16% in the Finance Bill 2023 also increased tax receipts. The Finance Act 2023 introduced new taxes and revised existing ones which contributed to a higher tax base. The introduction of digital service tax on online services and rental income also contributed to the increase.

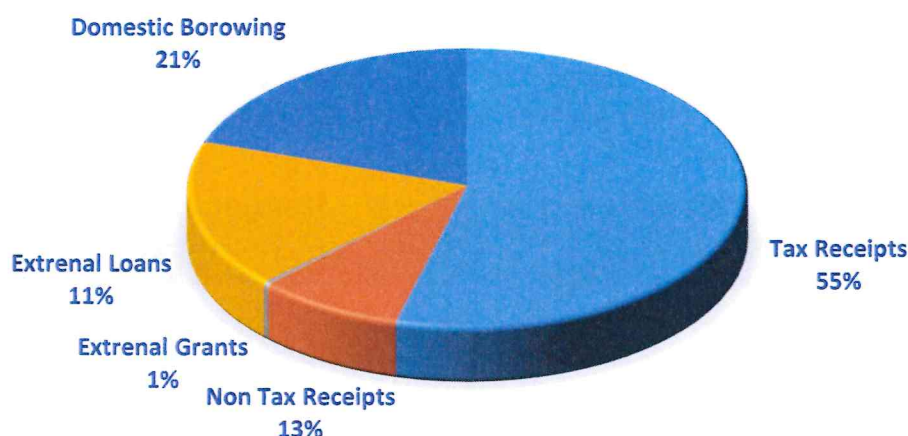
Non-tax receipts relate to receipts collected mainly through Receivers of Revenues and that is not directly related to taxation. The increase in non-tax receipts by 28% is attributed to growth in surplus funds and dividends from regulatory authorities and State Corporations. Immigration visa fees and receipts from royalties as well as growth in collections from fines and penalties also contributed to the growth in non-tax revenue.

External grants decreased by 7% whereas external borrowing increased by 37%. The increase in external borrowing is attributed to Development Policy Operation loans from the World Bank and African Development Bank, commercial loans from the Eastern and Southern Africa Trade and Development Bank amounting to Kshs.78,000 million to boost trade and development in the country and Sovereign Bond amounting to Kshs.208,000 million. Further, there was an increase in Special Drawing Rights from the IMF to support Kenya's program to address debt vulnerabilities, respond to global shocks and enhance economic growth reforms.

Domestic borrowings (adjusted net domestic borrowing and internal debt redemptions roll-overs) which comprised Treasury Bills/Bonds increased by 14% in line with the Government's fiscal consolidation objective.

The diagram below depicts the composition of the consolidated fund receipts for the fiscal year ended 30th June, 2024.

RECEIPTS



1.3.1 Transfers from the Consolidated Fund

The Appropriation Act and the County Allocation Revenue Act (CARA) form the basis of the withdrawal of funds from the Consolidated Fund. The National Treasury is required to seek the Controller of Budget’s approval before withdrawing from the Consolidated Fund to the respective national and county government entities' bank accounts.

Entities that receive funds from the Consolidated Fund include national government Ministries, Departments, and Agencies (MDAs) and Consolidated Fund Services (CFSs) per the Appropriation Act, 2023 County Allocation Revenue (CARA) Act, 2023 and the County Governments Additional Allocations Act 2023. These entities are responsible for the administration of their respective approved budgets.

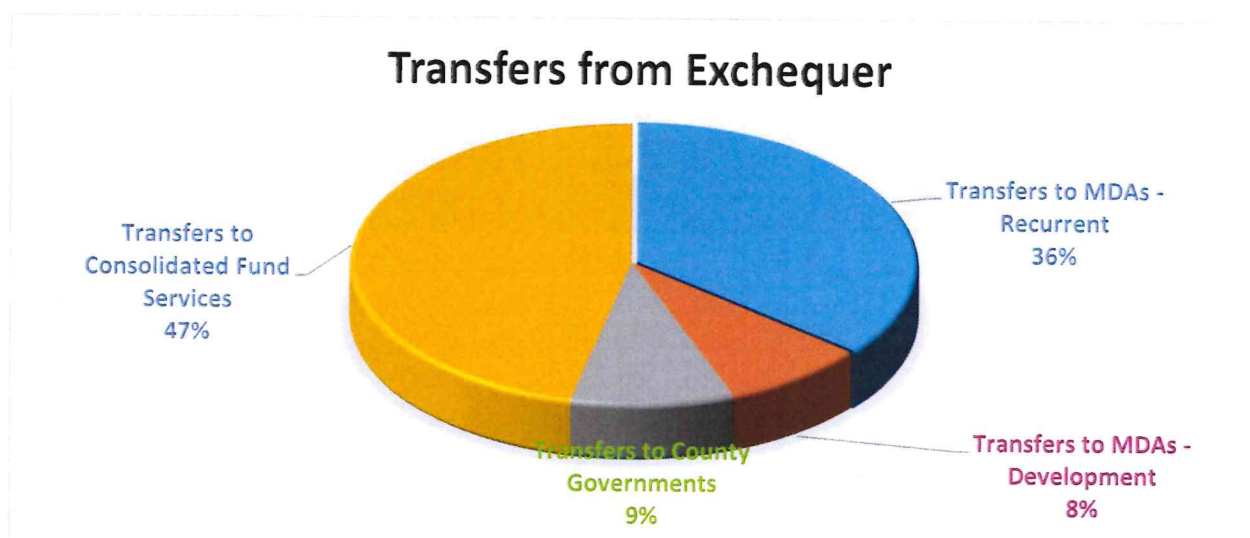
The total transfers disbursed to the national government MDAs, CFSs and county governments from the Consolidated Fund in the financial year ended 30th June, 2024 amounted to Kshs. 3,796,078 million, an increase of approximately 17% from Kshs.3,242,789 million in the financial year ended 30th June, 2023 as shown below:

Transfers from the Exchequer	30th June 2024	30th June 2023	Variance	% Variance
	KShs Million	KShs Million	KShs Million	KShs Million
Transfers to MDAs - Recurrent	1,360,062	1,221,568	138,494	11%
Transfers to MDAs - Development	315,062	308,032	7,030	2%
Transfers to County Governments	354,591	399,600	(45,009)	-11%
Transfers to Consolidated Fund Services	1,766,362	1,313,590	452,772	34%
Net transfers from exchequer	3,796,078	3,242,789	553,289	17%

The decreased transfer to county government by 11% was attributed to the non-disbursement of equitable share for the month of June 2024 because of a lack of funds. The same has since been disbursed in the month of July 2024.

The increase of 34 % in transfers to CFS was largely due to the repayment of public debt. The government refinanced the EuroBond that was due in June, 2024.

Transfer to MDAs for development projects increased slightly by 2% as the government implemented stringent fiscal consolidation measures.



1.3.2 Other net transfers

Other transfers include transfers from special funds (Petroleum Development Levy Fund, Railway Development Levy Fund, Road Maintenance Levy Fund, The African Union and other International Organisation Subscription Fund, Sports, Arts and Social Development Fund, and Housing Levy Fund) to public entities, direct transfers to projects from the special deposit project accounts, exchange differences on translations of closing balances on special deposit projects, E-Citizen and East Africa Tourist Visa foreign denominated accounts, transfer to counties and other receivers from the E-Citizen accounts and inter-account balances between the overdraft account and Treasury Bills and Treasury Bonds.

Other Net Transfers and Payments	30 th June 2024	30 th June 2023	Variance	% Variance
	KShs Million	KShs Million	KShs Million	KShs Million
Transfers from the Special Funds to Public Entities	92,751	130,236	(37,485)	-29%
Other Net Transfers	105,272	71,705	33,736	47%
Total Other net Transfers and Payments	198,023	201,772	(3,749)	-2%

Other net transfers increased by 47% as a result of the increase in transfer to development projects by over 100% as compared to the previous year.

**Financial Statements for the Consolidated Fund
for the year ended 30th June 2024**

1.3.3 Summary of Financial Results

The table below summarises the actual performance trend for the 5 years between 30th June, 2019 and 30th June, 2024:

Description	30 th June 2024	30 th June 2023	30 th June 2022	30 th June 2021	30 th June 2020
	FY23/24	FY 22/23	FY 21/22	FY 21/20	FY 20/19
	KShs Million	KShs Million	KShs Million	KShs Million	KShs Million
Opening balance	3,775	4,797	61,691	103,426	119,642
Receipts					
Tax Receipts	2,167,291	1,962,164	1,841,299	1,489,428	1,455,222
Non Tax Receipts	352,333	263,925	245,682	236,596	338,817
External Grants	14,224	15,303	11,024	20,084	15,974
External Loans	691,481	505,726	269,192	449,533	278,573
Domestic Borrowing	795,026	696,402	877,039	790,578	558,870
Total Receipts	4,020,355	3,443,520	3,244,236	2,986,220	2,647,457
Transfers From the Exchequer					
Transfers to MDAs – Recurrent	1,360,062	1,221,568	1,205,909	1,067,687	1,030,019
Transfers to MDAs – Development	315,062	308,032	341,006	372,486	385,750
Transfers to County Governments	354,591	399,600	340,400	379,512	315,971
Transfers to Consolidated Fund Services	1,766,362	1,313,590	1,191,070	975,809	798,188
Total Transfers From Exchequer	3,796,076	3,242,790	3,078,385	2,795,494	2,529,928
Other Transfers and Payments					
Transfers from the Special Funds to Public Entities	92,752	130,244	124,016	114,208	107,500
Other net transfers	105,272	71,536	43,511	118,253	26,245
Total Other Transfers and Payments	198,024	201,780	167,527	232,461	133,745
Closing Balance	29,904	3,775	4,797	61,691	103,426

The increase in tax receipts over the years is attributable to growth in taxes on income, profits and capital gains as well as taxes on goods and services. The growth was driven by an increase in Income Tax from Individuals (P.A.Y.E), Income Tax from Corporations, VAT on Domestic Goods & Services, VAT on Imported Goods and Services and Excise Taxes. The increase over the years has been driven by enhanced compliance and tighter enforcement measures by the KRA such as the newly introduced TIMS.

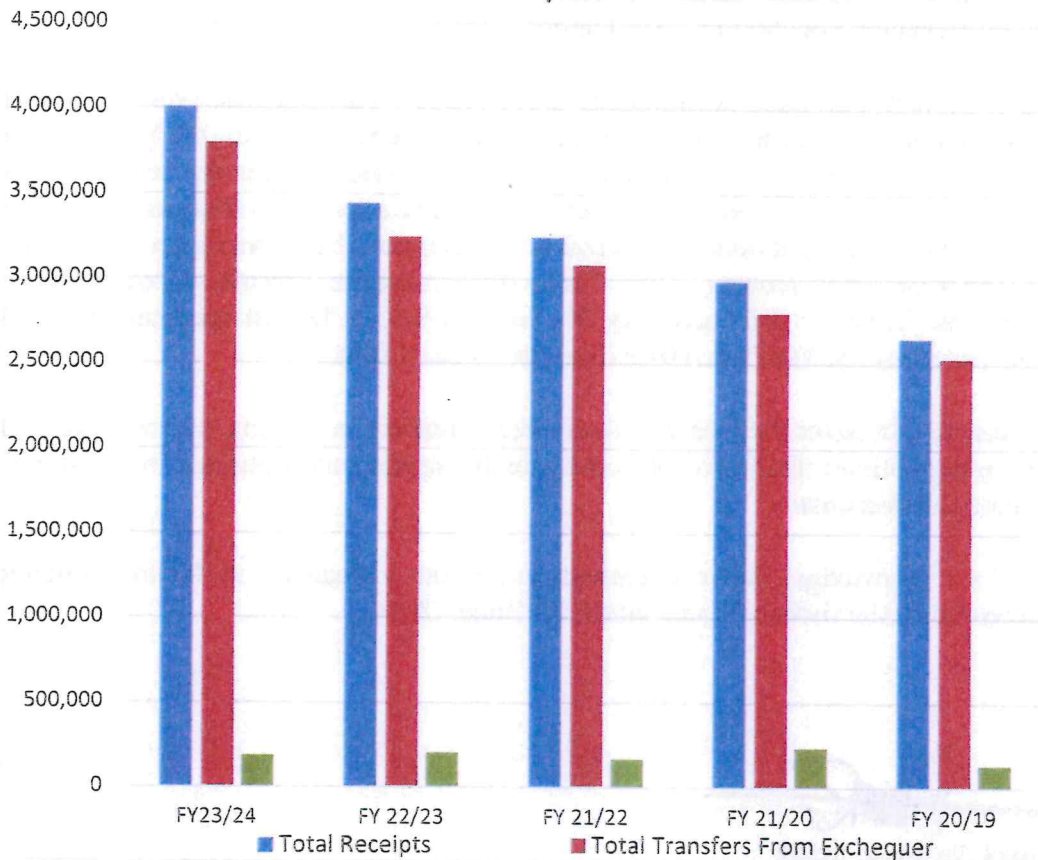
there was a decrease attributed to reduced property income mainly from profits and dividends from State Corporations and other agencies as well as a decline in collections from fines, penalties and remittances from the Sports, Arts and Social Development Fund to the National Exchequer owing to COVID pandemic.

External grants have generally increased over the years due to increased support from development partners in the form of foreign governments and international organizations. Foreign governments include the government of Italy, the government of Japan, the government of Denmark, the government of Spain and the government of Sweden. International

**Financial Statements for the Consolidated Fund
for the year ended 30th June 2024**

Organizations include AMISOM, DANIDA, IDA, the European Economic Community, The Global Fund and Kenya Devolution Support Programme. Some development partners channel their grants through the Exchequer Account while others channel their grants through the MDAs as Appropriation in Aid (direct payments).

Summary of Financial Results



1.3.4 Conclusion

The government continues on the path of substantial investment in infrastructure, particularly on the roads, rail, and ports. It is expected that revenue collection in FY 2023/24 will continue to grow as the economy recovers. The government has instituted measures to increase revenue through an increase in tax rates, an increase in the tax base and other collection mechanisms to increase tax coverage. These efforts doubled with expenditure rationalization are expected to ease and create fiscal space for other programmes and economic recovery.

For effective understanding and interpretation, the consolidated fund financial statements should be read in conjunction with the underlying notes and schedules.

FCPA Bernard Ndungu, MBS
Director General, Accounting Services
 National Treasury
 30th October, 2024

CPA Jona Wala
Director Accounting Services
 National Treasury
 30th October, 2024

2 Statement of Responsibility

Section 80 of the Public Finance Management (PFM) Act, 2012 requires the National Treasury to prepare annual financial statements that consolidate the financial statements prepared by all National Government entities, in accordance with the accounting policies and formats prescribed by the Public Sector Accounting Standards Board. The National Treasury is required to submit these financial statements to the Auditor General and a copy to the Controller of Budget and the Commission on Revenue Allocation by 31st October, 2024.

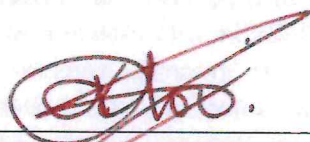
The financial statements for the Consolidated Fund relate to the financial year 2023/2024 and comprise of the national exchequer account, Receivers of Revenue accounts, the Special Funds (the Petroleum Development Levy Fund (consolidated within the National Treasury receiver of revenue financial statements), the Road Maintenance Levy Fund, the Railway Development Levy Fund, the African Union and Other International Organization Subscription Fund, the Sports, Arts and Social Development Fund and the Housing Levy Fund, the Exchequer deposit accounts (Overdraft, Treasury Bonds and Treasury Bills accounts), the Special Project Deposit accounts, the E-Citizen revenue control accounts and the East Africa Tourist Visa accounts.

The Consolidated Fund financial statements have been prepared on a going concern basis, and are based on accounting policies that have been consistently applied and supported by reasonable and prudent judgments and estimates.


To the best of our knowledge, these statements as set out on pages 1 to 42 are complete and accurately prepared for the financial year ended 30th June, 2024.



**FCPA Bernard Ndungu, MBS
Director General, Accounting Services
The National Treasury
30th October, 2024**



**Dr. Chris Kiptoo, CBS
Principal Secretary
The National Treasury
30th October, 2024**




**Hon. CPA John Mbadi Ng'ongo, EGH
Cabinet Secretary
The National Treasury & Economic Planning
30th October, 2024**


3 Statement of receipts and payments of the Consolidated Fund for the year ended 30th June 2024

This statement represents the consolidation of receipts and transfers that relate to the Consolidated Fund.

		30 th June 2024	30 th June 2023
	Notes	KShs	KShs
Opening Balances		3,775,192,006	4,797,075,561
Receipts			
Tax Receipts	6.1.1	2,167,290,709,101	1,962,163,921,803
Non Tax Receipts	6.1.2	352,613,083,906	263,924,686,629
External Grants	6.1.3	14,223,972,637	15,302,899,443
Proceeds from Domestic Borrowings	6.1.4	795,026,175,981	696,402,157,519
Proceeds from External Borrowings	6.1.5	691,480,953,518	505,725,986,842
Total Receipts		4,020,634,895,143	3,443,519,652,236
Transfers			
Budgetally Transfers from Exchequer			
Transfers to MDAs - Recurrent	6.2.6	1,360,061,816,922	1,221,568,076,570
Transfers to MDAs - Development	6.2.6	315,062,171,762	308,032,344,879
Transfers to County Governements	6.2.6	354,590,646,786	399,600,000,000
Transfers to Consolidated Fund Services	6.2.6	1,766,361,859,566	1,313,589,969,729
Net transfers from exchequer		3,796,076,495,036	3,242,790,391,178
Other net Transfers and Payments			
Transfers from the Special Funds to Public Entities	6.5	92,750,742,684	130,235,709,059
Other net transfers	4	105,272,111,666	71,536,477,773
Total Other Net Transfers and Payments		218,094,058,124	201,772,186,832
Total Transfers		4,014,170,553,160	3,444,562,578,011
Prior Year Adjustment - Receivers of Revenue accounts	6.9	(126,284,162)	(7,657,847)
Closing Balance		29,904,011,773	3,775,192,006

The accounting policies and explanatory notes to these financial statements form an integral part of the financial statements. The report covers the twelve months ended 30th June 2024 and the accompanying comparatives cover the twelve months ended 30th June 2023.


FCPA Bernard Ndungu, MBS
Director General, Accounting Services
The National Treasury
30th October, 2024


CPA Jona Wala
Director, Accounting Services
The National Treasury
30th October, 2024

**Government of Kenya
Financial Statements for the Consolidated Fund
For the year ended 30th June, 2024**

4 Breakdown of the Consolidated Fund by Accounts

4.1 Breakdown of the Consolidated Fund by account for the year ended 30th June 2024

	Exchequer Account	Receivers of Revenue (RoR) ¹	Domestic Borrowing Accounts ²	Special Fund Accounts ³	Special Deposits ⁴	E-Citizen Accounts ⁵	East Africa Tourist Visa accounts ⁶	30 th June 2024	30 th June 2023
	Kshs	Kshs	Kshs	Kshs	Kshs	Kshs	Kshs	Kshs	Kshs
Notes	6.2	6.3	6.4	6.5	6.6	6.7	6.8		
Opening Balances	2,617,485,484	460,037,734	(76,456,927,039)	44,274,548,883	32,269,469,262	610,577,682	-	3,775,192,006	(7,333,217,777)
Net Opening Balance	2,617,485,484	460,037,734	(76,456,927,039)	44,274,548,883	32,269,469,262	610,577,682	-	3,775,192,006	(7,333,217,777)
Tax Revenue	-	2,167,290,709,101	-	-	-	-	-	2,167,290,709,101	1,962,163,921,803
Non Tax Revenues	-	146,149,951,919	-	105,362,583,469	-	100,842,646,586	257,901,932	352,613,083,906	263,924,686,629
Grants	-	14,223,972,637	-	-	-	-	-	14,223,972,637	15,302,899,443
Loans	-	556,452,848,794	795,026,175,981	-	135,028,104,724	-	-	1,486,507,129,499	1,202,128,144,361
Total Receipts	-	2,884,117,482,451	795,026,175,981	105,362,583,469	135,028,104,724	100,842,646,586	257,901,932	4,020,634,895,143	3,443,519,652,236
Transfers									
Transfer from E-Citizen accounts	-	37,808,908,637	-	-	-	(37,808,908,637)	-	-	-
Transfer from East Africa Tourist Visa accounts	-	152,637,312	-	-	-	-	(152,637,312)	-	-
Transfer to the Exchequer	3,794,624,482,198	(2,898,691,750,505)	(795,026,175,981)	(100,906,555,711)	-	-	-	0	0
Budgetary Transfers from Exchequer									
Transfers to MDAs - Recurrent	(1,360,061,816,922)	-	-	-	-	-	-	(1,360,061,816,922)	(1,221,568,076,570)
Transfers to MDAs - Development	(315,062,171,762)	-	-	-	-	-	-	(315,062,171,762)	(308,032,344,879)

**Government of Kenya
Financial Statements for the Consolidated Fund
For the year ended 30th June, 2024**

		Exchequer Account	Receivers of Revenue (RoR) ¹	Domestic Borrowing Accounts ²	Special Fund Accounts ³	Special Deposits ⁴	E-Citizen Accounts ⁵	East Africa Tourist Visa accounts ⁶	30 th June 2024	30 th June 2023
		Kshs	Kshs	Kshs	Kshs	Kshs	Kshs	Kshs	Kshs	Kshs
Transfers to County Governments	6.2.6	(354,590,646,786)	-	-	-	-	-	-	(354,590,646,786)	(399,600,000,000)
Transfers to Consolidated Fund Services	6.2.6	(1,766,361,859,566)	-	-	-	-	-	-	(1,766,361,859,566)	(1,313,589,969,729)
Net transfers from exchequer		(3,796,076,495,036)	-	-	-	-	-	-	(3,796,076,495,036)	(3,242,790,391,178)
Other payments and transfers										
Transfers from the Special Funds to Public Entities	6.5	-	-	-	(92,750,742,685)	-	-	-	(92,750,742,685)	(121,287,124,737)
Transfer to Ministry of Energy (Petroleum Development Levy Operational Fund)		-	(23,487,655,226)	-	-	-	-	-	(23,487,655,226)	(25,227,796,329)
Transfers to projects						(45,637,664,490)	-	-	(45,637,664,490)	(28,732,415,263)
Transfer to Counties and Other										
Other Receivers							(55,863,375,338)	-	(55,863,375,338)	(4,432,466,182)
Other Payments and Transfers ⁷				15,436,257,861	-	5,109,049,222	(723,459,075)	(105,264,620)	19,716,583,388	(13,143,800,000)
Total Other Payments and Transfers		-	(23,487,655,226)	15,436,257,861	(92,750,742,685)	(40,528,615,268)	(56,586,834,413)	(105,264,620)	(198,022,854,351)	(192,823,602,510)
Total Net Transfers		(1,452,012,839)	(2,884,217,859,782)	(779,589,918,120)	(92,750,742,685)	(141,435,170,979)	(94,395,743,050)	(257,901,932)	(3,994,099,349,386)	(3,435,613,993,688)

The Statement of Consolidated Fund by Accounts for the year ended 30th June, 2024

**Government of Kenya
Financial Statements for the Consolidated Fund
For the year ended 30th June, 2024**

	Exchequer Account Kshs	Receivers of Revenue (RoR) ¹ Kshs	Domestic Borrowing Accounts ² Kshs	Special Fund Accounts ³ Kshs	Special Deposits ⁴ Kshs	E-Citizen Accounts ⁵ Kshs	East Africa Tourist Visa accounts ⁶ Kshs	30 th June 2024 KShs	30 th June 2023 KShs
Prior Year Adjustment to Receivers of Revenue accounts ⁸	-	(126,284,162)	-	-	-	-	-	(126,284,162)	(7,657,847)
Closing Balance	1,165,472,645	233,376,241	(61,020,669,177)	56,605,947,839	25,862,403,007	7,057,481,218	-	29,904,011,773	564,782,924

¹ This summarizes the operations of the 14 Receivers of Revenue for the FY 2023/2024.

² Domestic Borrowing accounts include the operations of the Treasury Bonds, Treasury Bills, and Overdraft accounts.

³ Special Funds include the Railway Development Levy Fund, Road Maintenance Levy Fund, African Union and Other International Organization Subscription Fund, Sports, Arts and Social Development Fund and Housing Levy Fund. The Petroleum Development Levy Fund is consolidated within the National Treasury receiver of revenue financial statements.

According to the Miscellaneous Fee and Levies Act No. 29 of 2016, the African Union and Other International Organization Subscription Fund was established in the financial year 2016/17. Out of the import declaration fee which is 2% of the customs value collected by the Kenya Revenue Authority, 10% of the fee is paid into the African Union and Other International Organization Subscription Fund established and managed under the Public Finance Management Act, No. 18 of 2012. The monies in the fund are to be used for payment of Kenya's contribution to the African Union and any other international organisation to which Kenya has a financial obligation. The Sports, Arts and Social Development Fund is mandated by Legal Notice No. 194 of the Public Finance Act (Sports, Arts and Social Development Fund) Regulations 2018 dated 25th October 2018 to receive all proceeds required to be paid into the Fund under Section 69(A) of the Betting and Gaming Act, Section 35(5A) of the Income Tax Act and Section 36(5) of the Excise Duty Act, 2015.

⁴ Special Project Deposit Accounts are Central Bank of Kenya bank accounts through which grants or loan proceeds are received from the development partners and are disbursed through the Exchequer account and remitted to the beneficiary Project through the respective voted Ministry or Department or at the request of the National Treasury directly to the project or to the suppliers for payment of goods or services.

⁵ The E-Citizen accounts are accounts into which monies are received for public-related services before being disbursed to the Receivers of Revenue accounts for onward transfer to the Exchequer or directly to implementing agencies offering the service.

⁶ The East Africa Tourist Visa accounts are accounts into which monies are received from the Immigration and Foreign Affairs collections departments for the East Africa Tourist Visa before being disbursed under an agreed sharing arrangement to the treasuries of the three partner states i.e. the Republic of Kenya, Republic of Rwanda and the Republic of Uganda. The Republic of Kenya's shared revenue is received into the National Treasury receiver of revenue account for onward transfer to the Exchequer.

⁷ Other payments and transfers related to the settlement of the overdraft account during the year. During the year, the Kshs depreciated against major currencies resulting in forex gains for balances denominated in foreign currency.

⁸ This is an adjustment to correct erroneously overstated prior year closing bank balances of Receivers of Revenues (RoR), E-Citizen and East Africa Tourist Visa (EATV) as reported in the unaudited consolidated fund financial statements for FY 2022/2023. The adjustment is to agree the current year's opening balances as included in the consolidated fund financial statements to the audited RoR's and E-Citizen financial statements for the financial year 2022/2023.

5 Significant Accounting Policies

- a) The Consolidated Fund was re-established when the Constitution of Kenya was promulgated. Article 206 established the Consolidated Fund. The Consolidated Fund is administered by the National Treasury and has its National Exchequer Account at the Central Bank of Kenya.

b) Basis of preparation

The Consolidated Fund financial statements have been prepared in accordance with the cash-basis International Public Sector Accounting Standards (IPSAS) as prescribed by the Public Sector Accounting Standards Board. Section 80 of the Public Finance Management Act 2012 requires the National Treasury to prepare consolidated financial statements in formats prescribed by the Accounting Standards Board.

These are the last financial statements to be prepared on a cash basis as the Accounting Standards Board has prescribed accrual accounting to be used effective 1st July, 2024.

c) Reporting entity

This report has been prepared by the National Treasury for the Consolidated Fund as a separate accountable entity. The administrator of the Fund is the Principal Secretary National Treasury. The scope of consolidation include accounts indicated in **Note 4.1** under these financial statements.

d) Receipts

Receipts include collections by the Receivers of Revenue and deposited in the Consolidated Fund according to Article 206 of the Constitution of Kenya. This article requires that all revenue collected by the National Government shall be deposited in the National Exchequer Account of the Consolidated Fund maintained at the Central Bank of Kenya.

The receipts collected include tax receipts, grants from development partners, proceeds from domestic and foreign borrowings, and any other revenue that the Receivers of Revenue have been designated to collect.

Tax receipts collected by appointed collectors such as the Kenya Revenue Authority are recognized once they are remitted to the designated Receiver of Revenue. Receipts raised by the National Government, but not yet transferred to Receivers of Revenue, held in special purpose project accounts at CBK, e-Citizen revenue accounts, East Africa Tourist Visa accounts and domestic Treasury/Bonds bills borrowing accounts have been included as part of Consolidated Fund.

e) Grants and loans from development partners

Grants and loans from development partners are recognized as receipts when the funds are received in the special purpose accounts at the Central Bank of Kenya and transmitted to the Receiver of Revenue and the Consolidated Fund when the project is being implemented. The movement and the balances held in these accounts are included in these financial statements.

f) Transfers

All transfers are done through the Appropriation Act, the County Allocation of Revenue Act (CARA) or The County Government Additional Allocation Act respectively subject to approval by the Controller of Budget. These disbursements are regarded as “transfers” and

Government of Kenya
Financial Statements for the Consolidated Fund
For the year ended 30th June, 2024

not expenditures. Actual payments against these transfers are reflected in the financial statements of the public entities implementing the budget.

g) Bank and cash balances

Bank and cash balances relate to cash equivalent comprising of cash in transit and bank balances held in the National Exchequer Account and the above-mentioned transit bank accounts.

h) Restriction on cash

Restricted cash represents amounts that are limited/restricted from being used to settle a liability for at least twelve months after the reporting period. This cash is limited for direct use as required by stipulation. There were no restrictions on cash during the year.

i) Elimination

The financial statements are aggregated on a line-by-line basis with the inter-entity transactions of receipts and payments being eliminated at consolidation level to avoid overstatement of receipts or payments.

j) Presentation currency

The financial statements are presented in Kenya shillings (KShs), which is the functional and reporting currency of the government and all values are rounded to the nearest Kenya shilling.

6 Notes to the Financial Statements

6.1 Receipts in the Consolidated Fund

6.1.1 Tax receipts

Tax receipts relate to remittances from the Kenya Revenue Authority (KRA) to the Principal Secretary National Treasury who is the designated Receiver of Revenue for Tax. Tax receipts for FY 2023/2024 are summarized below:

Description	30 th June 2024	30 th June 2023
	KShs	KShs
Taxes on Income, Profits and Capital Gains	1,051,136,775,840	947,182,708,540
Taxes on Property	5,140,795,422	12,399,441,850
Taxes on Goods and Services	923,543,562,539	816,410,323,091
Taxes on International Trade & Transactions	181,306,083,085	186,165,656,240
Other Taxes	6,163,492,214	5,792,083
Total Tax Receipts	2,167,290,709,101	1,962,163,921,803

See note 6.3 for a breakdown of tax receipts

6.1.2 Non-tax receipts

Non-tax receipts relate to fees and charges collected by designated Receivers of Revenue as shown below:

	30 th June 2024	30 th June 2023
	KShs	KShs
Administrative Fees	130,613,902,396	53,932,442,945
Property Income	99,704,126,027	46,436,412,068
Fines, Penalties and Forfeitures	1,586,826,154	1,463,193,352
Sale of Goods and Services	6,799,207,932	1,931,497,085
Receipts from Railway Development Levy Fund	31,963,781,514	39,896,226,652
Receipts from Road Maintenance Levy Fund	79,188,061	80,772,580,000
Receipts from African Union and Other International Organisation Subscription Fund	5,425,698,452	5,923,259,521
Receipts from Sports, Arts and Social Development Fund	14,429,962,909	10,427,518,883
Housing Levy Fund	53,183,510,705	-
Other Receipts	8,546,437,929	23,141,556,123
Total	352,332,642,078	263,924,686,629

See Notes 6.3 and 6.5 for a breakdown of the portion of Non-tax revenues.

6.1.3 External grants

Some development partners channel their grants through the exchequer account while others channel their grants through the MDAs as Appropriation in Aid (direct payments). The grants channelled through the National Exchequer Account are summarized below:

Description	30 th June 2024	30 th June 2023
	Kshs	Kshs
Grants from foreign governments	14,223,972,637	7,524,214,335
Grants from international organizations	-	7,778,685,108
Total grants	14,223,972,637	15,302,899,443

See note 6.2.3 for a detailed breakdown per development partner.

6.1.4 Proceeds from domestic borrowing

The following represents net receipts from domestic borrowings through the issuance of Treasury Bonds in FY 2023/2024.

Description	30th June 2024	30th June 2023
	Kshs	Kshs
Domestic		
Treasury Bonds new issues	795,026,175,981	696,402,157,519
Total domestic borrowings	795,026,175,981	696,402,157,519

6.1.5 Proceeds from external borrowing

The following represents external borrowing including commercial loans and borrowings from foreign governments and international organizations.

Description	30th June 2024	30th June 2023
	Kshs	Kshs
External		
Commercial Loans - Sovereign Bond proceeds	286,875,365,443	102,218,420,933
Foreign governments and international organisations	404,605,588,074	403,507,565,909
Total external borrowings	691,480,953,518	505,725,986,842
Net domestic and external proceeds	1,486,507,129,499	1,202,128,144,361

See note 6.2.5 for a detailed breakdown of external borrowing per development partners received through the National Exchequer Account.

6.2 Statement of National Exchequer Account Receipts and Transfers

This statement summarizes the receipts and transfers through the National Exchequer Account for the financial year ended 30th June, 2024.

The receipts represent Government revenue collected and received by the designated Receivers of Revenue and deposited into the Exchequer Account. The transfers represent the disbursements made to National Government Ministries, Departments and Agencies and County Governments pursuant to an Appropriation Act and CARA respectively.

Description		30 th June 2024	30 th June 2023
	Notes	Kshs	Kshs
Opening balance		2,617,485,483	616,548,951
Receipts			
Income Tax	6.2.2	2,161,080,036,283	1,961,969,728,861
Non Tax Income	6.2.2	132,813,343,779	97,311,942,659
Grants	6.2.3	14,223,972,637	15,302,899,443
Net Domestic Borrowings	6.2.4	795,026,175,981	696,402,157,519
External Borrowings	6.2.5	691,480,953,518	473,804,599,230
Total Receipts		3,794,624,482,198	3,244,791,327,711
Transfers from the Exchequer			
National Government Recurrent	6.2.6	1,360,061,816,922	1,221,568,076,570
National Government Development	6.2.6	315,062,171,762	308,032,344,879
Consolidated Fund Services	6.2.6	1,766,361,859,566	1,313,589,969,729
Total National Government		3,441,485,848,250	2,843,190,391,178
County Governments	6.2.6	354,590,646,786	399,600,000,000
Total Transfers		3,796,076,495,036	3,242,790,391,178
Excess of Receipts over Transfers during the Year		(1,452,012,839)	2,000,936,532
Closing Cash Book Balance		1,165,472,645	2,617,485,483

**Financial statements for the Consolidated Fund
for the year ended 30th June 2024**

6.2.1 Analysis of budget versus actuals

The following is an analysis of actuals compared to the budget for the receipts and payments made through the National Exchequer Account:

	Original Estimates Kshs	Supplementary Budget Adjustments Kshs	Revised Estimates Kshs	Total Actual 30 th June 2024 Kshs	Variance 30 th June 2024 Kshs	% Realized 30 th June 2024
Revenue Collections:						
Opening Balance	-	-	-	2,617,485,484	-	-
Tax Revenue	2,495,825,165,005	(243,945,388,300)	2,251,879,776,705	2,161,080,036,283	90,799,740,423	96%
Non Tax Revenue	78,523,897,602	133,884,129,880	212,408,027,482	132,813,343,779	79,594,683,703	63%
Grants received through National Exchequer Account	14,295,065,333	5,219,866,259	19,514,931,592	14,223,972,637	5,290,958,955	73%
Proceeds from External Borrowings	855,883,070,751	(127,826,047,721)	728,057,023,030	691,480,953,518	36,576,069,512	95%
Domestic Borrowing	688,213,698,151	363,874,989,032	1,052,088,687,184	795,026,175,981	257,062,511,202	76%
Sub-Total Exchequer Receipts for the Year	4,132,740,896,842	131,207,549,151	4,263,948,445,993	3,794,624,482,198	469,323,963,795	89%
Total Resources Available(Including opening Balance)	4,132,740,896,842	131,207,549,151	4,263,948,445,993	3,797,241,967,682	469,323,963,795	89%
Exchequer Transfers:						
National Government Recurrent	1,302,803,730,688	132,151,438,876	1,434,955,169,564	1,360,061,816,922	74,893,352,642	95%
National Government Development	480,815,621,084	(28,724,246,204)	452,091,374,880	315,062,171,762	137,029,203,118	70%
County Governments	385,424,616,067	-	385,424,616,067	1,766,361,859,566	(1,380,937,243,499)	458%
Consolidated Fund Services	1,963,696,929,003	27,780,356,479	1,991,477,285,482	354,590,646,786	1,636,886,638,696	18%
Total Exchequer Transfers	4,132,740,896,842	131,207,549,151	4,263,948,445,993	3,796,076,495,036	467,871,950,957	89%

The original estimates were approved by the National Assembly via the Appropriation Act of 2023. The Appropriation Act authorized the issue of monies out of the consolidated fund and its application toward the service of the year ending 30th June 2024 for certain public services and purposes.

6.2.2 Income tax and Non-income tax receipts

The following analysis shows the types of receipts collected in the National Exchequer Account:

Description	30 th June 2024	30 th June 2023
	Kshs	Kshs
Income tax		
Taxes on income, profits, and capital gains	1,051,136,775,879	947,182,708,540
Taxes on goods and services	1,062,028,632,441	958,742,051,863
Taxes in international trade and transactions	47,914,627,963	56,044,968,458
Total	2,161,080,036,283	1,961,969,728,861
Non-tax income		
Other revenue	126,764,535,153	78,505,628,297
Fines, penalties and forfeitures	3,185,217,267	2,625,307,723
Other receipts not classified elsewhere	2,863,591,359	16,181,006,639
Total	132,813,343,779	97,311,942,659

6.2.3 Grants

The budget support received from development partners as development grants is channelled through the National Exchequer Account and is summarized below:

Description	30 th June 2024	30 th June 2023
	Kshs	Kshs
Grants from foreign governments	665,522,114	904,212,621
Grants from international organizations	13,558,450,523	14,398,686,821
Total	14,223,972,637	15,302,899,443

The grants received through the National Exchequer Account are summarised below by the development partners.

Description	30 th June 2024	30 th June 2023
	Kshs	Kshs
Grants from foreign governments		
Government of Denmark	300,000,000	583,525,249
Government of Sweden	365,522,114	320,687,372
Total	665,522,114	904,212,621
Grants from International Organisations		
African Union Mission in Somalia (AMISOM)	-	7,778,685,108
International Development Association (IDA)	6,281,628,458	1,442,390,056
The Global Fund	2,918,074,396	1,756,205,048
African Development Bank (ADB)	264,373,459	-
International Fund for Agricultural Development (IFAD)	324,589,148	521,137,201
African Development Bank (ADB)	341,161,079.9	229,028,354
United Nations Development Programme (UNDP)	176,791,256	118,285,130
United Nations Environmental Programme (UNEP)	79,777,617	30,676,528
United Nations Population Fund (UNPF)	93,816,732	-

**Financial statements for the Consolidated Fund
for the year ended 30th June 2024**

Description	30 th June 2024	30 th June 2023
	Kshs	Kshs
European Economic Community Funds	1,707,096,884	1,535,778,059
DANIDA	471,579,000	623,600,493
KFW GERMANY	-	145,038,664
Green Climate Fund	362,758,339	51,762,591
Swedish International Development Cooperation Agency (SIDA)	-	118,736,310
Intergovernmental Authority on Development (IGAD)	-	28,283,703
World Food Programme (WFP)	-	19,079,577
Japan	129,500,640	-
African Union	407,303,515	-
Total Grants from International Organisations	13,558,450,523	14,398,686,821
Total	14,223,972,637	15,302,899,443

6.2.4 Transfers from domestic borrowing accounts to National Exchequer Account

The proceeds from domestic borrowing are summarised below:

Description	30 th June 2024	30 th June 2023
	Kshs	Kshs
Treasury bonds	795,026,175,981	696,402,157,520
Net proceeds	795,026,175,981	696,402,157,520

6.2.5 Transfer from external borrowing to National Exchequer Account

The following external borrowing was received through the National Exchequer Account as summarised below:

Description	30 th June 2024	30 th June 2023
	KShs	KShs
Commercial financing	286,875,365,443	102,218,420,933
Borrowings from international organizations	404,605,588,075	371,586,178,297
Total	691,480,953,518	473,804,599,230

The proceeds from external borrowing received through the National Exchequer Account are summarised below by the development partners.

6.2.5 Transfers from external borrowing to Exchequer Account (continued)

Description	30 th June 2024	30 th June 2023
	Kshs	Kshs
Commercial financing		
Eastern and Southern Africa Trade and Development Bank	78,550,517,933	102,218,420,933
Sovereign Bond 2024 Proceeds	208,324,847,510	-
Total	286,875,365,443	102,218,420,933
Borrowings from international organizations		
World Bank-Development Policy Operations	147,651,934,351	-
ADB-Development Policy Operations	10,412,040,387	-
International Development Association (IDA)	94,328,817,927	48,057,045,203
International Fund for Agricultural Development (IFAD)	4,068,895,247	3,672,306,993
Agence Francaise de Developpement (AFD)	6,037,883,044	475,763,037
African Development Bank (ADB)	2,009,102,511	23,974,003,670
European Development Fund (EDB)	653,759,264	4,237,567,029
Government of Spain	-	155,583,260,538
Govt of Germany	192,069,723	-
Financing under the Rapid Credit Facility (IMF)	135,130,000,834	125,675,773,198
Covid -19	-	6,235,682,225
Govt of Italy	-	271,535,110
KFW Germany	4,012,356,928	3,403,241,295
JICA	108,727,858	-
Total	404,605,588,075	371,586,178,297
	-	-
Total	691,480,953,518	473,804,599,230

6.2.6 Exchequer transfers

The summary details of exchequer transfers per institution are shown below:

Description	30 th June 2024	30 th June 2023
	KShs	KShs
National Government recurrent	1,360,061,816,922	1,221,568,076,570
National Government development	315,062,171,762	308,032,344,879
Consolidated Fund Services	1,766,361,859,566	1,313,589,969,729
County Governments	354,590,646,786	399,600,000,000
Total exchequer transfers	3,796,076,495,036	3,242,790,391,178

See Appendix 1 for a detailed analysis of the above exchequer transfers by entity.

**Financial statements for the Consolidated Fund
for the year ended 30th June 2024**

6.3 Statement of Consolidated Receivers of Revenue

This statement shows the consolidated receipts through the Receivers of Revenue and subsequent transfers to the National Exchequer Account.

6.3.1 Summary Movement of Receivers of Revenue accounts for the financial year ended 30th June 2024

Receivers of Revenue (RoR)	Total Opening Balances	Opening Balance Adjustment	Total Tax Receipts	Total Non-Tax Receipts	Total Grants	Total Loans	Total Receipts	Transfers to the Exchequer by RoR	Closing Balance
	KShs	KShs	KShs	KShs	KShs	KShs	KShs	KShs	KShs
Exchequer	-	-	-	-	-	-	-	-	-
Principal Secretary to the National Treasury - Taxes	39	-	2,161,080,036,244	131,479,350,682	-	-	2,292,559,386,926	(2,292,559,386,965)	0.36
Immigration & Citizen Services	-	-	-	15,218,960,844	-	-	15,218,960,844	(15,218,960,844)	-
Principal Secretary- National Treasury - Public Debt Management Office/ ERD	-	-	-	-	14,223,972,637	1,351,479,024,775	1,365,702,997,412	(1,365,702,997,412)	-
Investment Secretary - National Treasury	-	-	-	-	-	-	-	-	-
Principal Secretary to the National Treasury - Pensions	-	-	-	303,116,080	-	-	303,116,080	(303,116,080)	-
Principal Secretary to the Ministry of Lands and Physical Planning	13,232,812	(20,000)	6,210,672,857	2,248,297,948	-	-	8,458,970,805	(8,472,183,617)	-
Chief Registrar - The Judiciary	210,150,724	35,779,586	-	3,135,295,133	-	-	3,135,295,133	(3,185,217,267)	196,008,176
Business Registration Services	12,345,194	8,937,153	-	1,191,349,511	-	-	1,191,349,511	(1,187,727,278)	24,904,580
Office of the Attorney General and Department of Justice	201,121,135	(170,980,901)	-	249,297,276	-	-	249,297,276	(266,974,026)	12,463,484
Principal Secretary to the State Department for Defence	23,187,830	-	-	437,094,299	-	-	437,094,299	(460,282,129)	(0)
State Department for Internal Security and National Administration	-	-	-	2,968,584,498	-	-	2,968,584,498	(2,968,584,498)	-
Principal Secretary to the State Department for Fisheries and the Blue Economy	-	-	-	34,921,093	-	-	34,921,093	(34,921,093)	-
Principal Secretary to the Ministry of Mining	-	-	-	3,357,575,278	-	-	3,357,575,278	(3,357,575,278)	(0)
Direct Debits to the Exchequer	-	-	-	-	-	-	-	-	-
TOTAL FY 2022/23	460,037,734	(126,284,162)	2,167,290,709,101	160,623,842,642	14,223,972,637	1,351,479,024,775	3,693,617,549,155	(3,693,717,926,486)	233,376,241

¹The Kshs 3,693,717,926,486 transferred to the National Exchequer Account includes Kshs 1,351,479,024,775 relating to external borrowing.

Financial statements for the Consolidated Fund
for the year ended 30th June 2024

6.3.2 Summary movement of Receivers of Revenue accounts for the financial year ended 30th June, 2023

Receivers of Revenue (RoF)	Opening balances Kshs	Opening balance adjustment Kshs	Tax receipts Kshs	Non-Tax receipts Kshs	Grants Kshs	Loans Kshs	Total Receipts Kshs	Transfers to the Exchequer by RoR Kshs	Closing Balance Kshs
Exchequer	-	-	-	-	-	-	-	-	-
Principal Secretary to the National Treasury - Taxes	39	-	1,961,969,728,861	68,172,694,565	4,849,200,000	-	2,034,991,623,426	(2,034,991,623,426)	39,36
Principal Secretary- National Treasury - Public Debt Management Office/ ERD	-	-	-	-	7,524,214,335	1,098,645,095,798	1,106,169,310,133	(1,106,169,310,133)	-
Principal Secretary to the National Treasury - Pensions	-	-	-	282,191,910	-	-	282,191,910	(282,191,910)	-
Principal Secretary to the Ministry of Lands and Physical Planning	30,940,715	-	194,192,942	1,463,963,497	-	-	1,658,156,439	(1,675,864,342)	13,232,812
Chief Registrar - The Judiciary	210,150,724	-	-	2,625,307,723	-	-	2,625,307,723	(2,625,307,723)	210,150,724
Business Registration Services	-	8,937,153	-	1,151,632,724	-	-	1,151,632,724	(1,148,224,683)	12,345,195
Office of the Attorney General and Department of Justice	168,902,438	-	-	231,320,943	-	-	231,320,943	(199,102,246)	201,121,135
Principal Secretary to the State Department for Defence	496,791,300	-	-	910,831,367	2,929,485,108	-	3,840,316,475	(4,313,919,945)	23,187,830
State Department for Immigration & Citizen Services	-	-	-	18,044,889,478	-	-	18,044,889,478	(18,044,889,478)	-
Principal Secretary to the State Department for Fisheries and the Blue Economy	-	-	-	130,311,440	-	-	130,311,440	(130,311,440)	(0)
Principal Secretary to the Ministry of Mining	-	-	-	3,648,921,434	-	-	3,648,921,434	(3,648,921,434)	(0)
TOTAL FY 2023/2024	906,785,216	8,937,153	1,962,163,921,803	96,662,065,080	15,302,899,443	1,098,645,095,798	3,172,773,982,125	(3,173,229,666,760)	460,037,734

The Kshs 3,173,229,666,760 transferred to the Exchequer includes Kshs 1,098,645,095,798 relating to borrowing.

**Financial statements for the Consolidated Fund
for the year ended 30th June 2024**

6.4 Domestic Borrowing Accounts

National Treasury operates a number of deposit accounts for revenue collection, borrowing, and other specific purposes. These include the trading accounts for treasury bills (net) and treasury bonds, as well as the overdraft account. This statement consolidates the domestic borrowing accounts, showing the receipts and transfers through the domestic borrowing accounts.

6.4.1 Movement of domestic borrowing accounts for the financial year ended 30th June 2024

Description	Treasury Bond Account Kshs	Treasury Bills (Net) Account Kshs	Overdraft Account Kshs	30 th June 2024 Kshs	30 th June 2023 Kshs
Opening balance	-	-	(76,456,927,039)	(76,456,927,039)	(58,502,251,034)
Net domestic borrowing					
New Issues of Treasury Bonds	795,026,175,981	-	-	795,026,175,981	696,402,157,519
Net Borrowing	795,026,175,981	-	-	795,026,175,981	696,402,157,519
Transfers					
Net transfer between Treasury Bills a/c and Overdraft a/c	-	1,653,299,601,771	(1,637,863,343,910)	15,436,257,861	(17,954,676,005)
Net inter-account transfers	-	1,653,299,601,771	(1,637,863,343,910)	15,436,257,861	(17,954,676,005)
Transfers to Exchequer					
Transfer from Treasury Bonds to Exchequer a/c	(795,026,175,981)	-	-	(795,026,175,981)	(696,402,157,519)
Transfer from Treasury Bills to Exchequer a/c	-	(1,653,299,601,771)	1,653,299,601,771	-	-
Total Transfers to Exchequer	(795,026,175,981)	(1,653,299,601,771)	1,653,299,601,771	(795,026,175,981)	(696,402,157,519)
Closing balances	-	0	(61,020,669,178)	(61,020,669,177)	(76,456,927,039)
Represented by:					
Bank balances	-	-	(61,020,669,178)	(61,020,669,178)	(76,456,927,039)

Financial statements for the Consolidated Fund
for the year ended 30th June 2024

6.4.2 Movement of domestic borrowing accounts for the financial year ended 30th June, 2023

Description	Treasury Bond Account Kshs	Treasury Bills (Net) Account Kshs	Overdraft Account Kshs	30 th June 2023 Kshs	30 th June 2022 Kshs
Opening balance	-	-	(58,502,251,034)	(58,502,251,034)	(59,279,439,340)
Net domestic borrowing					
New Issues of Treasury Bonds	696,402,157,519	-	-	696,402,157,519	877,038,741,180
Net Borrowing	696,402,157,519	-	-	696,402,157,519	877,038,741,180
Transfers					
Net transfer between Treasury Bills a/c and Overdraft a/c	-	1,671,477,952,275	(1,689,432,628,280)	(17,954,676,005)	777,188,306
Net inter-account transfers	-	1,671,477,952,275	(1,689,432,628,280)	(17,954,676,005)	777,188,306
Transfers to Exchequer					
Transfer from Treasury Bonds to Exchequer a/c	(696,402,157,519)	-	-	(696,402,157,519)	(877,038,741,180)
Transfer from Treasury Bills to Exchequer a/c	-	(1,671,477,952,275)	1,671,477,952,275	-	-
Total Transfers to Exchequer	(696,402,157,519)	(1,671,477,952,275)	1,671,477,952,275	(696,402,157,519)	(877,038,741,180)
Closing balances	-	-	(76,456,927,039)	(76,456,927,039)	(58,502,251,034)
Represented by:					
Bank balances	-	-	(76,456,927,038)	(76,456,927,038)	(58,502,251,034)

6.5 Statement of Special Funds

Special Funds are entities authorised by legislation other than an Appropriation Act to receive and pay out money. These funds include the Petroleum Development Levy Fund (consolidated within the National Treasury receiver of revenue financial statements), Railway Development Levy Fund, Road Maintenance Levy Fund, The African Union and Other International Organization Subscription Fund, Sports, Arts and Social Development Fund and Housing Levy Fund.

Pursuant to the enactment of Miscellaneous Fee and Levies Act No. 29 of 2016, the African Union and Other International Organization Subscription Fund was established in the financial year 2016/17. Out of the import declaration fee which is 2% of the customs value collected by the Kenya Revenue Authority, 10% of the fee is paid into the African Union and Other International Organization Subscription Fund established and managed in accordance with the Public Finance Management Act, No. 18 of 2012. The monies in the fund are to be used for payment of Kenya's contribution to the African Union and any other international organisation to which Kenya has a financial obligation.

The Sports, Arts and Social Development Fund is mandated by Legal Notice No. 194 of the Public Finance Act (Sports, Arts and Social Development Fund) Regulations 2018 dated 25th October 2018 to receive all proceeds required to be paid into the Fund under Section 69(A) of the Betting and Gaming Act, Section 35(5A) of the Income Tax Act and Section 36(5) of the Excise Duty Act, 2015.

6.5.1 Statement of receipts and transfers from Special Funds

This statement summarizes the receipts and transfers through the five Special Funds for the financial year ended 30th June 2024.

	SF-Railway Development Levy Fund	SF-Road Maintenance Levy Fund	Housing Levy Fund	SF- African Union and Other International Organization Subscription Fund	SF - Sports, Arts and Social Development Fund	30 th June 2024	30 th June 2023
	KShs	KShs	Kshs	KShs	KShs	KShs	KShs
Total Opening Balances	35,519,265,131	28,700,067	-	5,372,085,038	3,354,498,647	44,274,548,883	22,877,299,564
Total Receipts	31,963,781,514	79,188,061	53,183,510,705	5,425,698,452	14,429,962,909	105,082,141,641	142,684,374,056
Transfers to Public Entities	53,229,854,545	78,306,128	14,510,443,368	10,340,145,015	14,591,993,629	92,750,742,685	121,287,124,737
Closing Balances	14,253,192,100	29,582,000	38,673,067,337	457,638,475	3,192,467,927	56,605,947,836	44,274,548,883
Represented by:							
Bank Balances	14,253,192,097	29,582,000	38,673,067,337	457,638,475	3,192,467,927	56,605,947,836	44,274,548,883

**Financial statements for the Consolidated Fund
for the year ended 30th June 2024**

6.5.2 Transfers from Special Funds

The table below summarises the transfers made from the Special Funds to the respective public entities:

	30th June 2024	30th June 2023
	KShs	KShs
Transfer to Exchequer A/C	24,879,451,755	28,173,372,446
Transfer to RDLF Operations	37,696,000	-
Transfer to Kenya Railways Corporation	28,312,706,790	-
Railway Development Levy Operations Account	53,229,854,545	28,173,372,446
Road Maintenance Fund		
Kenya Roads Board	6,625,523	6,800,365,000
Kenya National Highways Authority	27,678,093	27,740,461,000
Road Annuity Programme	12,200,000	13,590,000,000
Total	78,306,127	80,772,580,000
The African Union & Other International Organisations Subscription Fund		
Subscription Payments to International Organisations	10,340,145,015	4,389,587,284
Total	10,340,145,015	4,389,587,284
Sports, Arts and Social Development Fund		
Social Development including Universal Health Care	1,125,422,926	1,264,591,806
Promotion and Development of Sports	11,862,959,618	6,362,344,334
Government Strategic Interventions	690,863,726	-
Total	14,591,993,629	7,951,585,007
Housing Levy Fund		
Housing Levy Fund	14,510,443,368	-
	14,510,443,368	-
Grand Total	92,750,742,684	121,287,124,737

6.6 Statement of Special Projects Deposit Accounts

6.6.1 Flow of donor funds/disbursements

The development partners disburse grants or loan proceeds to the government, using Special Project Deposit accounts to finance eligible expenditures as they are incurred. These accounts are maintained either at CBK or commercial banks and are managed by the National Treasury through the Central Bank of Kenya. Upon request by the National Treasury, the funds are disbursed through the National Exchequer Account and then remitted to the beneficiary Project through the respective voted Ministry or Department.

At the request of the National Treasury, disbursements may be made from the Special Deposit Account directly to the project or to the suppliers for payment of goods or services.

6.6.2 Summary of movement of funds during FY 2023/2024

During the FY 2023/2024, the accounts had an opening balance of Kshs 32,269 million (PY: Kshs 23,821 million), received Kshs 135,028 million (PY: Kshs 103,483 million) from the development partners, disbursed a total of Kshs 100,906 million (PY: Kshs 71,561 million) and ended with a closing balance of Kshs 25,862 million (PY: Kshs 32,269 million).

The summary movement of funds through these accounts is shown below while the detailed movement indicating the project number is provided in Appendix 2:

Description	30 th June 2024	30 th June 2023
	Kshs	Kshs
Opening balance	32,269,469,262	23,821,486,403
Receipts from development partners	135,028,104,724	103,483,048,562
Disbursements to projects through the National Exchequer Accounts	(100,906,555,711)	(71,561,660,950)
Payments to suppliers or direct transfers to projects	(45,637,664,490)	(28,732,415,263)
Exchange (loss)/gain	5,109,049,222	5,259,010,510
Closing Balance Represented by Bank Balances	25,862,403,007	32,269,469,262

6.7 Statement of e-Citizen Revenue Control Accounts

6.7.1 Flow of funds

As part of the transformation in the delivery of government services, a Presidential directive was issued on 30th November, 2023 requiring all payments to the Government to be digitalized by 31st December, 2023. Since then more than 18,000 services have been digitized and the e-Citizen platform is now operational.

6.7.2 Summary of e-Citizen movement of funds during FY 2023/2024

During the financial year 2023/2024 the e-Citizen bank accounts had an opening balance of Kshs 610million. E-Citizen received Kshs 100,842 million (PY: Kshs 26,406 million. E-Citizen disbursed to various Receivers of Revenue Kshs 43,436 million (PY: KShs 15,622 million) and Kshs 1,183 million (PY: Kshs 1,087 million) to County Governments.

The summary movement of funds through these accounts is shown below:

Description	2023/2024	2022/2023
	Kshs	Kshs
RECEIPTS		
1. Exchequer Funds	44,816,483,773	15,570,013,245
2. Counties Revenue Fund (CRF)	1,205,048,695	1,084,430,554
3. Semi Autonomous Government Agencies	42,095,281,804	3,167,875,948
4. Commission (Convenience fees) -KSHS	591,394,868	345,727,650
5. Collections in USD	12,134,437,446	6,238,067,944
Revenue Grand Total	100,842,646,586	26,406,115,341
6. Opening balances		
Balance b/f	99,993,943	133,357,768
Balance b/f USD	27,807,513	163,449,503
Commission (Convenience fees)	336,951,319	179,130,934
Total balance B/f	464,752,775	475,938,205
TRANSFERS		
7. National Government Receiver of Revenues	43,436,124,363	15,622,308,495
8. Counties Revenue Fund (CRF)	1,183,602,688	1,087,225,353
9. Semi Autonomous Government Agencies	40,064,797,450	3,180,555,582
10. Commission (Convenience fees) and other charges	600,504,829	176,941,860
11. Transfers (USD) -Equivalent	11,510,807,900	6,242,654,178
12. Commission (Convenience fees-USD) and other charges	122,954,246	130,476,103
Transfers Grand Total	96,918,791,476	26,440,161,571
13. E-Citizen - Bank Balance KES		
E-Citizen Settlement Account- KES KCB A/C No.1210376342	4,847,949,420	308,113,179
E-Government Collection Account -KES KCB A/C No. 1311863427	566,144,343	31,314,850
Equity-eCitizen KES A/C No. 0810269849061	44,189,477	7,991,673
E-Government Collection Account -KES STANBIC A/C No. 0100012673919	15,937,408	-
E-Government Collection Account -KES CO-OP A/C No. 01200200200001	52,119,262	-
E-Citizen 222222 - Balance held Safaricom	176,804,087	174,269,807
	5,703,143,997	521,689,509
E-Citizen Settlement Account- USD KCB A/C No.1210376458	1,280,081,753	54,790,842
E-Government Collection Control -KES KCB A/C No. 1311863141	60,348,263	22,823,129
Equity-eCitizen USD A/C No. 081075804631	12,852,329	11,274,202
E-Government Collection Account -USD STANBIC A/C No. 01000012673908	219,461	-

**Financial statements for the Consolidated Fund
for the year ended 30th June 2024**

Description	2023/2024	2022/2023
	Kshs	Kshs
E-Government Collection Account -USD CO-OP A/C No. 01200200200001	835,414	-
Total	1,354,337,221	88,888,173
Total Bank Balance	7,057,481,218	610,577,682
14.Account payables	3,836,306,323	424,457,943
15. Accounts Payable-USD Equivalent	500,561,325	40,294,832
Prior Year Balances	145,824,907	145,824,907
Partial,Incomplete and Duplicated Payments	2,574,788,662	-
Total	7,057,481,217	610,577,682

6.8 Statement of East Africa Visa Tourist Accounts

6.8.1 Flow of funds

Following the directives from the first and second infrastructure summits of Heads of state of the Republic of Kenya, the Republic of Rwanda, and the Republic of Uganda held respectively in Entebbe Uganda on 24th-25th June 2013 and in Mombasa on 28th August 2013, an MOU was entered into between the parties to establish an East Africa Tourist Visa to enable tourist visit all the three countries with a single visa. This is to enhance cooperation and promotion of tourism of the partner states as a single tourist destination. An East Africa tourist visa (EATV) is to be issued upon payment of USD 100 or the equivalent foreign currency.

The modalities of sharing revenues from East Africa tourist visas are as follows; 10% to be retained by the issuing party to support its administration cost including the bank charges accrued therein while the remaining 90% shall be shared equally among the parties each receiving 30%.

The Memorandum of Understanding was signed and sealed on 27th October 2013.

6.8.2 Summary of movement of funds during FY 2023/2024

6.8.2.1 East Africa partner states

The summary movement of funds below represents East Africa partner states, allocated portion, of:

- i) Monies received from the Immigration and Foreign Affairs collections departments for the East Africa tourist visa arising from sticker sales,
- ii) Shared revenue received from the respective partner states and;
- iii) Amounts disbursed to the treasuries of the respective partner states for onward transfer to the Exchequer.

During the financial year 2023/2024 the accounts had an opening balance of Kshs Nil (PY: KShs Nil), received Kshs 286 million (PY: Kshs 202 million) for the East Africa visa sticker sales, and shared revenue received from the respective partner states, disbursed Kshs 305 million (PY: Kshs 204 million) to the treasuries of the respective partner states, earned/(incurred) bank charges and net exchange gain/(loss) amounting to Kshs 18 million (PY: Kshs 2 million) and ended with a closing balance of KShs Nil (PY: KShs Nil).

The summary movement of funds through these accounts is shown below:

A) Summary movement of funds for the financial year ended 30th June 2024

Description	30 th June 2024	30 th June 2023
	Kshs	Kshs
Opening Balances:		
Total Opening Balances:	-	-
Receipts:		
Receipts from Sticker sales	298,217,380	286,680,599
Total Receipts	298,217,380	286,680,599
Disbursements:		
Disbursements to Partner States	(105,264,620)	(140,716,542)
Disbursements to the National Treasury Receiver of Revenue	(152,637,312)	(164,683,700)
Total Disbursements	(257,901,932)	(305,400,242)
Other Charges:		
Foreign Exchange gain/(loss)	(40,315,448)	18,719,643
Total Other Charges	(40,315,448)	18,719,643
Closing Balance:		
Sticker sales	-	-
Total Closing Balances	-	-
Represented By:		
CBK USD Account	-	-
Total	-	-

Government of Kenya
Financial Statements for the Consolidated Fund
For the year ended 30th June, 2024

B) Summary movement of funds for the financial year ended 30th June 2024

Description	30 th June 2024	30 th June 2023
	Kshs	Kshs
Opening Balances:		
From Partner States Share		
Sticker Sales	-	-
Total Opening Balances:	-	-
Receipts:		
Receipts from Sticker sales	286,680,599	202,200,482
Total Receipts	286,680,599	202,200,482
Disbursements:		
Disbursements to Partner States	(140,716,542)	(100,436,170)
Disbursements to the National Treasury Receiver of Revenue	(164,683,700)	(104,076,119)
Total Disbursements	(305,400,242)	(204,512,289)
Other Charges:		
Bank Charges	-	(558,911)
Foreign Exchange gain/(loss)	18,719,643	2,870,719
Total Other Charges	18,719,643	2,311,808
Closing Balance:		
Sticker sales	-	-
Total Closing Balances	-	-
Represented By:		
CBK USD Account	-	-
Total	-	-

6.9 Prior Year Adjustment

Description	30 th June 2024	30 th June 2023
	Kshs	Kshs
Receivers of Revenue (RoR)	(126,284,162)	8,937,153
E - Citizen receiver account	-	(16,595,000)
East Africa Tourist Visa account	-	-
Total	(126,284,162)	(7,657,847)

Relates to adjustments to correct understated closing bank balances of Receivers of Revenues (RoR), e-Citizen, and East Africa Tourist Visa accounts as reported in the consolidated fund financial statements for FY 2023/2024.

Government of Kenya
Financial Statements for the Consolidated Fund
For the year ended 30th June, 2024

Appendix 1: Statement of Actual Receipts and Net Exchequer Issues as at 30th June, 2024

The following tables show the details of the transfers to the respective voted entities for the financial year ended 30th June 2024.

1.1 National Government Recurrent Budget FY 2023/2024

Ministries Departments and Agencies	Original Estimates Recurrent	Revised Estimates Recurrent	Actual Recurrent Transfers as at June 2024	% transferred 2023/2024
	Kshs	Kshs	Kshs	
Executive Office of the President	3,592,646,558	4,509,203,692	4,000,819,505	89%
Office of the Deputy President	3,284,959,404	4,356,113,005	4,350,934,335	100%
Office of the Prime Cabinet Secretary	1,195,570,001	1,416,850,262	1,271,292,569	90%
State Department for Parliamentary Affairs	669,544,858	388,078,583	361,425,719	93%
State Department for Performance and Delivery Management	478,625,141	338,166,537	338,166,537	100%
State Department for Cabinet Affairs	903,030,596	522,058,494	356,055,427	68%
State House	6,370,341,000	10,026,758,517	10,024,099,339	100%
State Department for Correctional Services	34,667,200,000	34,568,031,503	32,340,238,126	94%
State Department for Immigration and Citizen services	7,996,297,341	8,851,144,245	8,723,047,517	99%
National Police Service	104,644,431,743	111,001,324,210	108,715,887,028	98%
State Department for Internal Security & National Administration	26,968,672,117	33,617,029,883	33,617,026,885	100%
State Department for Devolution	1,878,120,000	2,147,544,605	1,989,041,039	93%
State Department for the ASALs and Regional Development	9,249,690,000	19,367,136,824	17,797,398,738	92%
Ministry of Defence	140,689,160,000	153,028,586,616	131,757,491,049	86%
State Department for Foreign Affairs	17,696,170,000	21,835,130,189	19,023,221,141	87%

**Government of Kenya
Financial Statements for the Consolidated Fund
For the year ended 30th June, 2024**

Ministries Departments and Agencies	Original Estimates Recurrent Kshs	Revised Estimates Recurrent Kshs	Actual Recurrent Transfers as at June 2024 Kshs	% transferred 2023/2024
State Department for Diaspora Affairs	1,314,000,000	1,187,710,293	997,202,827	84%
State Department for Vocational and Technical Training	15,874,373,641	20,918,969,268	17,112,592,331	82%
State Department for Higher Education and Research	79,337,551,601	91,193,384,151	82,896,798,430	91%
State Department for Basic Education	125,635,955,350	132,605,974,508	127,334,970,398	96%
The National Treasury	69,231,969,760	61,927,585,205	57,505,276,565	93%
State Department for Economic Planning	4,029,300,000	4,118,660,325	4,075,877,762	99%
State Department for Medical Services	43,517,520,000	45,587,280,480	43,587,280,480	96%
State Department for Public Health and Professional Standards	11,924,600,000	14,635,842,904	13,508,303,141	92%
State Department for Roads	1,662,500,000	1,543,918,168	1,476,627,283	96%
State Department for Transport	2,701,630,000	3,180,246,123	2,516,371,444	79%
State Department for shipping and Maritime Affairs	764,070,000	638,912,776	638,898,597	100%
State Department for Housing & Urban Development	1,204,700,000	1,281,700,000	1,281,700,000	100%
State Department for Public Works	2,564,440,000	2,431,614,912	2,383,752,067	98%
State Department for Irrigation	1,150,000,000	1,145,755,130	1,145,755,129	100%
State Department for Water & Sanitation	3,282,000,000	3,426,300,386	3,375,980,154	99%
State Department for Lands and Physical Planning	3,380,982,863	3,380,982,863	3,353,278,420	99%
State Department for Information Communications, Technology & Digital Economy	2,391,300,000	2,525,300,000	2,487,570,840	99%
State Department for Broadcasting & Telecommunications	3,888,972,277	4,259,828,269	3,990,828,227	94%
State Department for Sports	1,376,168,939	1,314,357,254	1,294,842,423	99%

**Government of Kenya
Financial Statements for the Consolidated Fund
For the year ended 30th June, 2024**

Ministries Departments and Agencies	Original Estimates Recurrent Kshs	Revised Estimates Recurrent Kshs	Actual Recurrent Transfers as at June 2024 Kshs	% transferred 2023/2024
State Department for Culture and Heritage	2,441,600,000	2,227,062,198	2,227,062,198	100%
State Department for Youth Affairs and the Arts	2,797,464,614	2,871,320,983	2,869,230,050	100%
State Department for Energy	1,887,400,000	2,120,717,865	2,120,717,865	100%
State Department for Livestock Development.	3,082,740,000	3,335,040,348	3,016,046,308	90%
State Department for Blue Economy and Fisheries	2,778,580,000	2,751,147,510	2,686,261,292	98%
State Department for Crop Development	7,753,300,000	12,220,269,891	11,704,162,134	96%
State Department for Cooperatives	775,780,000	730,952,470	728,453,664	100%
State Department for Trade	1,973,500,000	2,132,391,035	1,805,631,245	85%
State Department for Industry	2,466,400,000	2,651,918,312	2,603,760,590	98%
State Department for Micro, Small and Medium Enterprises Development	1,680,370,000	1,760,363,354	1,467,992,475	83%
State Department for Investment Promotion	978,029,340	1,166,422,306	875,874,606	75%
State Department for Labour and Skills Development	1,741,418,491	2,265,511,402	2,215,356,454	98%
State Department for Social Protection and senior citizens Affairs	32,442,180,000	32,641,203,256	31,784,603,763	97%
State Department for Mining	1,365,200,000	1,824,051,872	1,376,482,689	75%
State Department for Petroleum	342,960,000	25,129,874,278	25,120,231,035	100%
State Department for Tourism	1,087,900,000	1,007,138,351	991,325,959	98%
State Department for Wildlife	4,699,020,000	4,658,472,815	3,497,006,892	75%
State Department for Gender and Affirmative Action	1,204,410,000	2,050,697,741	1,524,673,330	74%
State Department for Public Service	20,354,630,000	22,707,133,845	19,362,637,916	85%

**Government of Kenya
Financial Statements for the Consolidated Fund
For the year ended 30th June, 2024**

Ministries Departments and Agencies	Original Estimates Recurrent Kshs	Revised Estimates Recurrent Kshs	Actual Recurrent Transfers as at June 2024 Kshs	% transferred 2023/2024
State Department for East African Community	718,373,820	982,707,282	960,718,461	98%
The State Law Office	5,654,620,000	5,910,654,436	5,536,548,036	94%
The Judiciary	20,437,400,000	21,022,400,000	20,632,904,852	98%
Ethics and Anti-Corruption Commission	3,823,620,000	3,915,620,000	3,784,874,583	97%
National Intelligence Service	44,301,000,000	52,551,000,000	52,551,000,000	100%
Office of the Director of Public Prosecutions	3,585,040,000	4,105,040,000	4,086,463,637	100%
Office of the Registrar of Political Parties	2,072,563,233	1,460,259,375	1,431,744,713	98%
Witness Protection Agency	744,740,000	791,444,990	777,163,605	98%
State Department for Environment & Climate Change	3,577,100,000	3,819,745,755	3,794,970,833	99%
State Department for Forestry	5,574,000,000	8,543,368,056	8,543,368,056	100%
Kenya National Commission on Human Rights	529,800,000	539,796,436	524,795,957	97%
National Land Commission	1,642,600,000	1,482,858,475	1,482,858,475	100%
Independent Electoral and Boundaries Commission	4,571,340,000	4,699,010,914	4,411,588,786	94%
Parliamentary Service Commission	911,000,000	1,097,130,000	956,246,594	87%
National Assembly	24,547,000,000	24,931,000,000	23,278,104,418	93%
Parliamentary Joint Services	6,291,000,000	6,366,000,000	6,067,773,554	95%
Senate	7,158,000,000	7,403,000,000	7,309,680,339	99%
Judicial Service Commission	896,600,000	896,600,000	891,995,028	99%
The Commission on Revenue Allocation	516,450,000	516,815,077	459,170,062	89%

Government of Kenya
Financial Statements for the Consolidated Fund
For the year ended 30th June, 2024

Ministries Departments and Agencies	Original Estimates Recurrent Kshs	Revised Estimates Recurrent Kshs	Actual Recurrent Transfers as at June 2024 Kshs	% transferred 2023/2024
Public Service Commission	3,660,500,000	3,525,240,162	3,311,175,288	94%
Salaries and Remuneration Commission	562,190,000	548,222,775	538,270,246	98%
Teachers Service Commission	321,988,048,000	338,542,851,529	333,981,931,931	99%
National Police Service Commission	1,193,460,000	1,182,708,088	1,170,040,880	99%
Auditor General	7,421,880,000	7,641,880,000	7,109,777,706	93%
Office of the Controller of Budget	766,920,000	718,769,689	665,913,161	93%
The Commission on Administrative Justice	767,510,000	730,194,424	714,200,891	98%
National Gender and Equality Commission	468,900,000	447,189,511	439,777,590	98%
Independent Policing Oversight Authority	1,052,700,000	1,054,492,578	1,041,197,303	99%
Total Recurrent Exchequer Issues	1,302,803,730,688	1,434,955,169,564	1,360,061,816,922	95%

**Government of Kenya
Financial Statements for the Consolidated Fund
For the year ended 30th June, 2024**

1.2 National Government Development Budget

Ministries Departments and Agencies	Original Estimates Development Kshs	Revised Estimates Development Kshs	Actual Development Transfers as at June 2024 Kshs	% Issued 2023/2024
State House	928,700,000	1,309,700,000	1,302,274,673	99%
State Department for Correctional Services	1,095,000,000	795,000,000	602,643,739	76%
State Department for Immigration and Citizen services	2,677,000,000	3,047,000,000	2,722,847,637	89%
National Police Service	1,853,910,000	2,291,910,000	1,148,973,590	50%
State Department for Internal Security & National Administration	1,179,220,000	7,479,220,000	7,479,220,000	100%
State Department for Devolution	293,000,000	204,000,000	60,038,425	29%
State Department for ASALs and Regional Development	5,857,500,000	9,349,979,665	6,154,637,356	66%
Ministry of Defence	3,720,000,000	2,720,000,000	1,443,746,686	53%
State Department for Foreign Affairs	1,871,000,000	1,171,000,000	1,035,406,682	88%
State Department for Vocational and Technical Training	4,515,000,000	4,765,000,000	2,316,541,597	49%
State Department for Higher Education and Research	2,861,000,000	3,723,000,000	1,814,775,334	49%
State Department for Basic Education	18,551,022,700	20,196,068,228	16,419,421,586	81%
The National Treasury	38,053,688,889	46,847,894,224	28,983,740,067	62%
State Department of Economic Planning	56,022,990,000	59,414,690,000	45,861,117,150	77%
State Department for Medical Services	40,835,056,949	31,859,198,958	17,774,125,750	56%
State Department for Public Health and Professional Standards	5,820,340,000	6,481,691,214	4,198,920,948	65%
State Department of Roads	88,257,000,000	63,274,943,613	40,581,041,939	64%
State Department of Transport	6,484,136,159	4,790,569,417	2,842,476,399	59%

Government of Kenya
Financial Statements for the Consolidated Fund
For the year ended 30th June, 2024

Ministries Departments and Agencies	Original Estimates	Revised Estimates	Actual Development	% Issued
	Development	Development	Transfers	
	Kshs	Kshs	as at June 2024	2023/2024
State Department for shipping and Maritime Affairs	570,000,000	270,000,000	270,000,000	100%
State Department for Housing & Urban Development	28,343,000,000	12,566,681,707	8,516,170,155	68%
State Department for Public Works	1,114,000,000	728,917,332	395,692,271	54%
State Department for Irrigation	16,017,000,000	13,752,000,000	13,215,591,330	96%
State Department for Water and Sanitation	28,174,000,000	30,254,000,000	20,476,038,983	68%
State Department for Lands and Physical Planning	4,478,000,000	4,600,000,000	4,390,349,668	95%
State Department for Information Communications, Technology & Digital Economy	3,479,000,000	3,705,000,000	2,987,568,646	81%
State Department for Broadcasting & Telecommunications	626,000,000	526,000,000	160,000,000	30%
State Department for Sports	129,200,000	79,200,000	75,530,960	95%
State Department for Culture and Heritage	92,850,000	152,850,000	135,035,190	88%
State Department for Youth Affairs and the Arts	831,750,000	784,700,000	578,352,435	74%
State Department for Energy	25,513,000,000	19,325,000,000	10,170,929,043	53%
State Department for Livestock Development	5,261,000,000	3,380,000,000	2,950,985,786	87%
State Department for Blue Economy and Fisheries	9,005,640,000	7,277,300,000	6,719,580,786	92%
State Department for Crop Development	28,327,403,337	40,701,712,062	37,062,429,774	91%
State Department for Cooperatives	110,000,000	5,649,846,000	2,087,000,428	37%
State Department for Trade	50,000,000	50,000,000	50,000,000	100%
State Department for Industry	7,090,420,000	5,743,190,870	2,495,634,139	43%
State Department for Micro, Small and Medium Enterprises Development	11,255,200,000	5,929,200,000	1,721,800,800	29%

**Government of Kenya
Financial Statements for the Consolidated Fund
For the year ended 30th June, 2024**

Ministries Departments and Agencies	Original Estimates Development Kshs	Revised Estimates Development Kshs	Actual Development Transfers as at June 2024 Kshs	% Issued 2023/2024
State Department for Investment Promotion	6,552,000,000	5,517,000,000	1,256,500,000	23%
State Department for Labour and Skills Development	688,950,000	792,420,000	334,779,884	42%
State Department for Social Protection and Senior Citizen Affairs	3,617,470,000	3,847,470,000	3,276,503,582	85%
State Department for Mining	1,042,000,000	885,500,000	205,197,711	23%
State Department for Petroleum	323,000,000	293,000,000	293,000,000	100%
State Department for Tourism	147,150,000	117,150,000	67,273,029	57%
State Department for Wildlife	1,528,000,000	971,976,499	460,296,123	47%
State Department for Gender and Affirmative Action	3,267,830,000	3,453,830,000	3,436,722,493	100%
State Department for Public Service	1,038,000,000	825,000,000	743,114,271	90%
The State Law Office	192,308,250	175,500,000	31,496,320	18%
The Judiciary Fund	1,850,000,000	1,400,000,000	930,000,000	66%
Ethics and Anti-Corruption Commission	68,140,000	68,140,000	59,566,717	87%
Office of the Director of Public Prosecutions	55,000,000	56,000,000	52,148,170	93%
State Department for Environment and Climate Change	1,901,000,000	2,004,205,186	1,574,443,129	79%
State Department for Forestry	2,469,000,000	2,198,339,205	1,657,610,720	75%
National Land Commission	106,000,000	271,000,000	260,342,116	96%
Independent Electoral and Boundaries Commission	77,000,000	77,000,000	71,679,133	93%
Parliamentary Joint Services	2,065,000,000	1,565,000,000	1,436,904,455	92%
Public Service Commission	45,300,000	45,300,000	43,027,625	95%

Government of Kenya
Financial Statements for the Consolidated Fund
For the year ended 30th June, 2024

Ministries Departments and Agencies	Original Estimates Development Kshs	Revised Estimates Development Kshs	Actual Development Transfers as at June 2024 Kshs	% Issued 2023/2024
Teachers Service Commission	1,139,000,000	1,159,000,000	689,329,291	59%
Auditor General	310,000,000	70,000,000	6,825,106	10%
National Gender and Equality Commission	4,044,800	4,680,700	-	0%
Total Development Exchequer Issues	480,815,621,084	452,091,374,880	315,062,171,762	70%

1.3 National Government Consolidated Fund Services Budget

Consolidated Fund Services	Original Estimates Kshs	Revised Estimates Kshs	Total Actual Transfers as at 30 th June 2024 Kshs	% Issued FY 2023/2024
Public Debt	1,751,074,452,792	1,782,390,912,349	1,596,641,830,604	90%
Pension & Gratuities	189,089,778,297	187,563,778,297	148,948,574,989	79%
Salaries, Allowances and Miscellaneous Services	23,532,697,914	21,522,594,836	20,771,453,974	97%
Subscription to international organisations	-	-	-	0%
Total CFS	1,963,696,929,003	1,991,477,285,482	1,766,361,859,566	89%

**Government of Kenya
Financial Statements for the Consolidated Fund
For the year ended 30th June, 2024**

1.4 Transfers to County Governments

County Governments	CARA Estimates		Total Actual Transfers as at 30 th June 2024		% Issued FY 2023/24
	Kshs	Kshs	Kshs	%	
Baringo	6,647,771,186	6,647,771,186	6,115,949,491	92%	
Bomet	6,977,924,070	6,977,924,070	6,419,690,145	92%	
Bungoma	11,111,983,608	11,111,983,608	10,223,024,920	92%	
Busia	7,475,585,295	7,475,585,295	6,877,538,472	92%	
Elgeyo/Marakwet	4,801,453,188	4,801,453,188	4,417,336,932	92%	
Embu	5,341,810,744	5,341,810,744	4,914,465,884	92%	
Garissa	8,248,748,101	8,248,748,101	7,588,848,254	92%	
Homa Bay	8,128,387,250	8,128,387,250	7,478,116,271	92%	
Isiolo	4,899,041,209	4,899,041,209	4,507,117,912	92%	
Kajiado	8,300,213,576	8,300,213,576	7,636,196,490	92%	
Kakamega	12,912,646,262	12,912,646,262	11,879,634,559	92%	
Kericho	6,703,129,925	6,703,129,925	6,166,879,532	92%	
Kiambu	12,227,552,449	12,227,552,449	11,249,348,254	92%	
Kilifi	12,109,200,498	12,109,200,498	11,140,464,455	92%	
Kirinyaga	5,420,217,528	5,420,217,528	4,986,600,128	92%	
Kisii	9,258,588,608	9,258,588,608	8,517,901,520	92%	
Kisumu	8,361,797,770	8,361,797,770	7,692,853,946	92%	
Kitui	10,829,486,936	10,829,486,936	9,963,127,985	92%	
Kwale	8,584,103,693	8,584,103,693	7,897,375,394	92%	
Laikipia	5,358,246,532	5,358,246,532	4,929,586,810	92%	
Lamu	3,237,350,707	3,237,350,707	2,978,362,651	92%	
Machakos	9,547,295,309	9,547,295,309	8,783,511,686	92%	
Makueni	8,455,460,962	8,455,460,962	7,779,024,084	92%	
Mandera	11,633,191,646	11,633,191,646	10,702,536,315	92%	
Marsabit	7,560,398,412	7,560,398,412	6,955,566,539	92%	
Meru	9,892,625,172	9,892,625,172	9,101,215,160	92%	
Migori	8,341,446,108	8,341,446,108	7,674,130,419	92%	
Mombasa	7,861,523,820	7,861,523,820	7,232,601,918	92%	
Murang'a	7,473,786,703	7,473,786,703	6,875,883,767	92%	
Nairobi City	20,072,059,115	20,072,059,115	18,466,294,389	92%	
Nakuru	13,593,424,693	13,593,424,693	12,505,950,714	92%	
Nandi	7,305,294,033	7,305,294,033	6,720,870,513	92%	
Narok	9,196,276,899	9,196,276,899	8,460,574,742	92%	
Nyamira	5,334,198,486	5,334,198,486	4,907,462,608	92%	

**Government of Kenya
Financial Statements for the Consolidated Fund
For the year ended 30th June, 2024**

County Governments	CARA Estimates Kshs	CARA Estimates Kshs	Total Actual Transfers as at 30 th June 2024 Kshs	% Issued FY 2023/24 %
Nyandarua	5,905,976,056	5,905,976,056	5,433,497,971	92%
Nyeri	6,485,331,051	6,485,331,051	5,966,504,567	92%
Samburu	5,594,312,489	5,594,312,489	5,146,767,494	92%
Siaya	7,263,019,462	7,263,019,462	6,681,977,903	92%
Taita/Taveta	5,040,427,430	5,040,427,430	4,637,193,237	92%
Tana River	6,790,702,542	6,790,702,542	6,247,446,338	92%
Tharaka - Nithi	4,378,234,821	4,378,234,821	4,027,976,038	92%
Trans Nzoia	7,499,822,440	7,499,822,440	6,899,836,646	92%
Turkana	13,143,946,933	13,143,946,933	12,092,431,176	92%
Uasin Gishu	8,426,072,635	8,426,072,635	7,751,986,826	92%
Vihiga	5,267,026,885	5,267,026,885	4,845,664,732	92%
Wajir	9,853,656,422	9,853,656,422	9,065,363,910	92%
West Pokot	6,573,866,408	6,573,866,408	6,047,957,089	92%
TOTAL ISSUES -EQUITABLE SHARE	385,424,616,067	385,424,616,067	354,590,646,786	92%

**Government of Kenya
Financial Statements for the Consolidated Fund
For the year ended 30th June, 2024**

Appendix 2: Detailed movement of the Special Project Deposit Accounts for the year ended 30th June 2024

No	Project Name	CBK Account Number	Currency	Opening Balance KShs	Receipts KShs	Transfer to Exchequer KShs	Transfer to Projects KShs	Exchange Difference KShs	Closing Balance KShs
1	Kenya Marine Fisheries and Socio-Economic Development Project	1000452501	USD	224,719,298	2,301,812,933	1,672,103,644	-	-44,458,908	809,969,679
2	The Kenya Climate Smart Agricultural Project – DA2 (National Government)	1000319356	USD	-	11,913,816	11,913,816	-	-	-
3	The Kenya Climate Smart Agricultural Project– DA1 (County Government)	1000357231	USD	126,606	-	121,566	-	-5,040	-
4	National Agricultural & Rural Inclusive Growth Project- (National Government)	1000263962	USD	-	1,448,925	1,448,925	-	-	-
5	National Agricultural & Rural Inclusive Growth Project- (County Government)	1000317857	USD	459,495,455	-	441,203,806	-	-18,291,649	-
6	Kenya Urban Support Programme –(National Government)	1000317876	USD	288,182	616,857,208	617,133,918	-	-11,472	-
7	Kenya Petroleum Technical Assistance Project (KEPTAP)- MEP	1000332433	USD	24,022,096	-	-	-	-24,022,096	-
8	Transforming Health Systems for Universal Care Project (THS-UC) (Loan)	1000308621	USD	1,275,315,361	131,841,848	1,356,389,306	-	-50,767,903	-
9	Transforming Health Systems for Universal Care Project (THS-UC) PHRD (Grant)	1000308637	USD	87,610,400	-	84,122,795	-	-3,487,605	-
10	Kenya Youth Employment Opportunities Project - PSC DA-AA	1000308656	USD	-	92,162,508	92,162,508	-	-	-
11	Kenya Youth Employment Opportunities Project - MSEA DA-BB	1000308664	USD	28,173,458	553,034,977	580,086,902	-	-1,121,532	-
12	Kenya Youth Employment Opportunities Project - NITA DA-CC	1000308672	USD	558,546	293,813,828	294,350,139	-	-22,235	-
13	Kenya Off-Grid Solar Access Project for Underserved Counties – National	1000360739	EURO	72,799	170,385,378	170,386,115	-	-5,325	66,738
14	Kenya Off-Grid Solar Access Project for Underserved Counties – Counties	1000356685	EURO	232,568,358	-	-	-	-17,100,922	215,467,436
15	Kenya Secondary Education Quality Improvement Project -TSC DLI	1000368397	EURO	335,028,720	573,215,435	634,369,368	-	-22,300,662	251,574,125
16	Kenya Secondary Education Quality Improvement Project -MOE DLI	1000368427	EURO	1,155,782,631	153,987,433	1,113,290,017	-	1,284,625,960	1,481,106,006
17	East and Southern Africa Higher Education Centres of Excellence Project -ACE II	1000331704	USD	7,245,813	392,216,345	399,173,715	-	-288,442	-
18	East Africa Regional Transport, Trade and Development Facilitation Project – MoTI	1000243759	USD	18,431,651	215,960,272	218,767,319	-	-1,359,198	14,265,405
19	East Africa Regional Transport, Trade and Development Facilitation Project – KENHA	1000243767	USD	146,467,284	434,640,775	575,277,472	-	-5,830,587	-
20	East Africa Regional Transport, Trade and Development Facilitation Project – KRA	1000243775	USD	-	115,655,348	115,655,348	-	-	-
21	East Africa Regional Transport, Trade and Development Facilitation Project – ICTA	1000243791	USD	212,737,626	578,657,789	782,926,740	-	-8,468,675	-
22	Water and Sanitation Development Project DA-B (National Government)	1000352008	EURO	3,172,916,472	1,488,845,153	4,288,630,790	-	-126,442,378	246,688,457
23	Water and Sanitation Development Project DA-A (County Government)	1000394177	EURO	439,647,394	3,284,617,808	3,277,221,904	-	-316,075,168	130,968,130
24	Kenya Coastal Region Water Security & Climate Resilience Project- Loan	1000263954	USD	238,766,587	1,079,661,515	897,970,611	1,321,808	-196,214,749	222,920,933

**Government of Kenya
Financial Statements for the Consolidated Fund
For the year ended 30th June, 2024**

No	Project Name	CBK Account Number	Currency	Opening Balance KShs	Receipts KShs	Transfer to Exchequer KShs	Transfer to Projects KShs	Exchange Difference KShs	Closing Balance KShs
25	Kenya Water Security & Climate Resilience Project	1000214244	USD	226,031,910	1,174,418,354	379,897,662	-	-51,486,758	969,065,844
26	Infrastructure Finance and Public Private Partnership Project – DA-AA	1000368403	USD	2,673	-	-	-	-2,673	-
27	Infrastructure Finance and Public Private Partnership Project – DA-BB	1000374427	EURO	2,615,982,885	2,490,332,780	-	4,405,975,080	-119,237,224	581,103,361
28	Kenya Development Response to Displacement Impacts Project	1000353988	USD	-	1,862,628,595	1,862,628,595	-	-	-
29	Kenya Development Response to Displacement Impacts Project: GR. NO. TFOA7762 (DRDIP)	1000411384	USD	27,156,836	458,520,430	479,221,279	-	-1,306,828	5,149,159
30	Governance for enabling Service Delivery & Public								
31	Investment in Kenya (PforR) (GESDEK) Program for Results (P-for-R)	1000356658	USD	-	116,517,459	-	-	-4,894,143	111,623,316
32	Kenya Industry and Entrepreneurship Project	1000395923	EURO	155,729,144	366,074,954	514,580,129	-	-5,782,615	1,441,354
33	Kenya Social & Economic Inclusion Project: DA-A SDSP	1000411295	EURO	-	866,897,493	866,897,493	-	-	-
34	Kenya Social & Economic Inclusion Project: DA-B NDMA	1000411333	EURO	-	139,987,771	44,206,393	-	-3,655,832	92,125,546
35	Kenya Social & Economic Inclusion Project: DA-C	1000411341	USD	-	5,374,125,786	-	5,374,125,786	-	-
36	Kenya Social & Economic Inclusion Project: DA-A SDSP	1000411357	EURO	39,032,702	42,474,890	73,674,932	-	-1,679,234	6,153,426
37	Kenya Social & Economic Inclusion Project: DA-B NDMA	1000411368	USD	53,996,003	-	51,846,523	-	-2,149,479	-
38	Kenya Social & Economic Inclusion Project: DA-C	1000411376	USD	35,112,500	-	33,714,738	-	-1,397,763	-
39	East Africa Skills Transformation and Regional Integration Project – MOE	1000429399	EURO	-	1,844,861,267	1,302,221,295	-	-20,711,713	521,928,258
40	East Africa Skills Transformation and Regional Integration Project- KENGEN	1000429402	EURO	103,478,342	740,255,027	392,375,859	-	-20,886,954	430,470,556
41	East Africa Skills Transformation and Regional Integration Project-KIHBT	1000429418	EURO	-	308,931,723	290,170,721	-	-716,079	18,044,923
42	Kenya Affordable Housing Finance Project DA-A-NT	1000442212	EURO	140,193,662	997,063,672	1,039,683,213	-	-8,681,780	88,892,340
43	Kenya Affordable Housing Finance Project DA-B-NT	1000442228	EURO	15,297,385	23,607,745	39,668,932	-	763,802	-
44	Kenya Emergency Locust Response Project	1000452447	EURO	1,819,543,600	1,058,422,969	1,333,123,474	-	-123,306,970	1,421,536,125
45	Kenya Emergency Locust Response DA-B	1000480548	EURO	803,152,110	919,175,448	1,674,675,319	-	-30,219,840	17,432,399
46	Horn of Africa Gateway Development Project – KENHA	1000474815	EURO	42,562,010	1,341,462,091	1,017,531,958	147,845,462	-9,850,493	208,796,189
47	Horn of Africa Gateway Development Project – ICTA	1000474823	EURO	662,332,164	57,060,108	25,869,548	-	-49,892,139	643,630,584
48	Horn of Africa Gateway Development Project– KRA (USD)	1000474831	EURO	-	136,362,797	18,692,643	-	-4,491,292	113,178,862
49	Horn of Africa Gateway Development Project– NTSA	1000474847	EURO	364,471,582	215,272,028	187,001,970	-	-27,878,789	364,862,851
50	Horn of Africa Gateway Development Project– SDOI	1000474858	EURO	272,661,104	917,150,111	780,262,788	-	-25,273,661	384,274,767

**Government of Kenya
Financial Statements for the Consolidated Fund
For the year ended 30th June, 2024**

No	Project Name	CBK Account Number	Currency	Opening Balance KShs	Receipts KShs	Transfer to Exchequer KShs	Transfer to Projects KShs	Exchange Difference KShs	Closing Balance KShs
51	Horn of Africa Gateway Development Project- STOT	1000474866	EURO	733,190,632	53,105,265	84,730,333	-	-52,716,098	648,849,466
52	Africa Environmental Health and Pollution Management Project.	1000472316	EURO	22,771,296	112,934,334	-	-	-5,984,819	129,720,811
53	Second Informal Settlements Improvement Project - CG	1000487698	EURO	115,284,548	5,014,294,277	4,676,463,015	-	-21,371,502	431,744,308
54	Second Informal Settlements Improvement Project - NG	1000487569	EURO	271,914,825	2,308,377,152	1,380,736,027	-	-55,400,629	1,144,155,321
55	Kenya COVID-19 Emergency Response Project	1000446366	EURO	666,705,426	-	-	-	-666,705,426	-
56	Covid-19 Health Emergency Response Project Credit No.6598-KE	1000545496	EURO	1,407,429,800	-	-	-	-1,407,429,800	-
57	Financing Locally-Led Climate Action Program: IDA CR 6980-KE	1000581727	USD	3,791,281	420,984,855	420,984,855	24,485,313	38,929,068	18,235,035
58	Financing Locally-Led Climate Action Program DAC (TNT)	1000634812	USD	75,219,684	433,942,272	240,666,291	-	-14,146,344	254,349,321
59	Primary Education Equity in Learning Program (MoE) Loan	1000600772	USD	-	133,030,182	118,820,485	-	-596,857	13,612,839
60	Primary Education Equity in Learning Program (MoE) Grant	1000600802	USD	7,850,432	605,106,756	606,555,188	-	-568,291	5,833,709
61	Primary Education Equity in Learning Program (TSC8 Grant	1000600818	EURO	24,017,331	-	16,946,067	-	-1,119,199	5,952,065
62	Eastern Africa Regional Statistics Programme for Results Project	1000626167	EURO	-	2,684,333,559	2,684,333,559	-	-	-
63	Horn of Africa-Groundwater for Resilience Project DA-C (MWSI)	1000622978	EURO	76,489,985	118,135,817	73,677,813	-	-78,186,881	42,761,109
64	Horn of Africa-Groundwater for Resilience Project DA-D (WKA)	1000622989	EURO	203,974,517	316,990,279	196,475,347	-	-19,598,215	304,891,234
65	Horn of Africa-Groundwater for Resilience Project DA-E (WSTF)	1000622997	EURO	407,949,953	1,354,992,300	1,747,943,879	-	1,288,275,897	1,303,274,271
66	Drive in the Horn of Africa Project DA-CC	1000605529	EURO	-	185,846,660	101,954,869	-	-3,202,018	80,689,773
67	Drive in the Horn of Africa Project DA-C1	1000605545	EURO	-	162,755,009	-	-	-6,212,115	156,542,894
68	National Agricultural Value Chain Development Project DA-B	1000632941	EURO	1,246,798,460	3,796,705,193	2,421,897,932	-	-144,152,000	2,477,453,722
69	National Agricultural Value Chain Development Project	1000626151	USD	1,159,844,527	5,241,752,556	-	5,705,601,683	-73,466,126	622,529,274
70	Supporting Access to Finance and Enterprise Recovery Project DA-C	1000632992	USD	144,948,783	76,603,680	139,107,007	-	-8,861,577	73,583,880
71	Supporting Access to Finance and Enterprise Recovery Project	1000568976	USD	421,349,298	1,372,215,599	1,670,800,340	55,393,546	-18,898,411	48,472,599
72	AF-Primary Education Equity in Learning Program	1000715154	USD	-	9,767,845,212	-	4,686,719,375	-213,425,148	4,867,700,689
73	Case Study on Integrated Delivery of Selected Non-Communicable Diseases in Kenya	1000354518	USD	3,049,276	-	-	-	-3,049,276	-
74	Last Mile Connectivity Project Phase II	1000330268	USD	138,203	-	-	-	-138,203	-
75	Sirari Corridor Accessibility and Road Safety Improvement Project - Isebania-Kisii-Ahero (AI) road Rehabilitation	1000356677	EURO	-	31,676,587	-	-	-1,209,048	30,467,539
76	Thwake Multi-Purpose Water Development Project Phase I(Loan)	1000213507	USD	11,837,790	22,017,409	33,383,928	-	-471,271	-

**Government of Kenya
Financial Statements for the Consolidated Fund
For the year ended 30th June, 2024**

No	Project Name	CBK Account Number	Currency	Opening Balance KShs	Receipts KShs	Transfer to Exchequer KShs	Transfer to Projects KShs	Exchange Difference KShs	Closing Balance KShs
77	East Africa's Centres of Excellence for Skills and Tertiary Education in Biomedical Sciences Phase I	1000233998	USD	128	5,501,579	5,501,702	-	-5	-
78	Small Scale Irrigation and Value Addition Project (SIVAP)	1000289918	USD	10,209,994	132,128,299	141,931,853	-	-406,441	-
79	Empowering Novel Agri-Business-Led employment (ENABLE) Youth Kenya Program	1000395982	EURO	45,887,260	147,350,174	103,143,044	-	-5,061,431	85,032,959
80	Technical Assistance Grant to enhance the Capacity of the President Delivery Unit (PDU)	1000388088	USD	172,754	-	-	-	-13,844	158,909
81	Green Zones Development Support Project	1000416017	USD	37,163,661	623,240,527	626,280,201	-	-2,850,597	31,273,391
82	Multi-National Rural Livelihoods Adaption to Climate Change (RCLACC)	1000357215	USD	32,651,624	-	31,351,824	-	-1,299,800	-
83	Public Debt Management Support Project (PDMS)	1000470167	USD	91,293	19,683,628	-	-	-834,091	18,940,829
84	ADB- Operationalization of the Kenya Mortgage Refinance Company	1000474793	EURO	-	3,846,018,836	1,031,499,700	-	-1,074,425,984	2,707,093,153
85	ADB- Kenya Rural Transformation Centres Digital Platform Project.	1000494678	USD	-	13,664,448	13,664,448	-	-	-
86	ADB- National Treasury Capacity Strengthening Project (NTCSP)	1000492098	USD	1,055,060	5,685,808	-	-	-323,376	6,417,493
87	KE GREEN RESILIENT EXPE.PROG-KPLC	1000740469	USD	-	10,087,122,427	1,928,482,985	-	-342,601,538	7,815,947,904
88	ADB - Nairobi Rivers Basin Program: Sewerage Improvement Project Phase II	1000504161	USD	2,528	40,757,207	40,757,207	-	-2,528	-
89	2ND KE URBAN SUPPORT PROG.DA-ANG	1000740671	EURO	-	149,083,987	-	-	-5,690,313	143,393,674
90	Multinational: Program to Build Resilience for Food and Nutrition Security in the Horn of Africa Project	1000591412	USD	-	131,621,391	131,621,391	-	-	-
91	Competitiveness and Economic Recovery Support Programme Phase II	1000618426	EURO	-	10,757,067,563	10,757,067,563	-	-	-
92	Institutional Support to the Office of the Auditor General	1000605518	EURO	2,441,149	-	-	-	-179,499	2,261,650
93	KEPSA- PRIV. SECT. INITIYE COVID-19	1000518437	USD	281,047,000	-	-	-	-22,658,200	258,388,800
94	IFAD-Kenya Cereal Enhancement Programme - Climate Resilient Agriculture Livelihoods Window (KCEP-CRAL)	1000310316	USD	649,152,878	1,466,294,580	1,587,121,268	-	-46,960,594	481,365,596
95	IFAD-Kenya Cereal Enhancement Programme - Climate Resilient Agriculture Livelihoods Window (KCEP-CRAL)	1000310324	USD	-	297,489,404	296,410,532	-	-45,316	1,033,555
96	IFAD - Aquaculture Business Development Programme County Government DA-A	100031798	EURO	184,163,664	2,329,271,063	682,605,684	9,031,405,322	8,077,794,542	877,218,263
97	IFAD- Kenya Livestock Commercialization Project	1000501798	EURO	-	844,557,573	844,557,573	-	146,845,282	146,845,282
98	IFAD- Kenya Livestock Commercialization Project (Kel-CoP) Counties	1000542578	USD	-	258,900,831	258,900,831	-	-	-
99	IFAD- Aquaculture Business Development Programme	1000568968	USD	-	285,238,610	285,238,610	252,112,407	493,635,206	241,522,799
100	IFAD - Aquaculture Business Development Programme County Government DA-B	1000395966	USD	140,450,000	-	-	-	-140,450,000	-
101	ADB AFRICA CLIMATE SUMMIT	1000740159	USD	-	404,576,850	342,204,586	-	-2,619,854	59,752,410
102	KFW FINANCING LOCAL LED CLIMATE DLI	1000738413	EURO	-	1,414,628,160	1,215,659,825	-	-7,594,324	191,374,011

**Government of Kenya
Financial Statements for the Consolidated Fund
For the year ended 30th June, 2024**

No	Project Name	CBK Account Number	Currency	Opening Balance KShs	Receipts KShs	Transfer to Exchequer KShs	Transfer to Projects KShs	Exchange Difference KShs	Closing Balance KShs
103	Mombasa Regional Port Access Road, Mombasa mariakani project	1000372028	EURO	470,009,624	-	-	-	-34,559,998	435,449,626
104	EC- Ending Drought Emergencies: Support to Resilient Livelihoods and Drought Risk Management	1000371722	EURO	1,637,437	129,017,472	130,594,708	-	-60,201	-
105	EU- Ending Drought Emergencies to Support Drought Risk management & Co-ordination (NDMA)	1000406798	EURO	13,707,100	-	13,203,155	-	-503,945	-
106	EU- Ending Drought Emergencies – Water Supply and Sanitation in ASAL	1000412356	EURO	360,659,274	575,854,279	892,620,823	-	-14,428,937	29,463,793
107	EU- National Information Platform for Food and Nutrition Project –KNBS	1000387475	EURO	-	126,216,602	124,743,031	-	-1,473,571	-
108	EU- Public Accountability and Services Delivery (PASEDE)	1000449772	EURO	-	39,205,485	39,205,485	-	-	-
109	EIB- Support to Kenya Energy and Transport Sector	1000426896	EURO	-	184,736,400	183,557,545	-	-1,178,855	-
110	EIB- Lake Victoria Water and Sanitation Project (Kisumu)	1000545526	EURO	161,248,008	-	-	-	-161,248,008	-
111	EIB- Kenya Power Distribution Last Mile Connectivity	1000416025	EURO	-	604,164,110	-	-	-604,164,110	-
112	EU- NDMA DCADR Project	1000658908	EURO	268,130,828	-	258,243,391	-	-9,859,090	28,347
113	KFW Drought Resilience in the Horn of Africa	1000414995	EURO	52,242,417	-	-	-	-52,242,417	-
114	KFW Steam field Development Bogoria-Silali Block Project	1000473894	EURO	187,553,789	2,578,748,513	1,845,793,561	-	-466,964,810	453,543,931
115	KFW Water Sector Trust Fund, Phase IV Project.	1000494689	EURO	-	213,594,264	213,594,264	-	-	-
116	KFW- Financing Locally Led Climate Action Program	1000658959	EURO	-	93,263,987	93,263,987	-	-	-
117	KFW – VIVA Youth Programme	1000645946	EURO	-	32,418,562	-	-	-1,237,368	31,181,194
118	AFD – Eastern Electricity Highway Project	1000214279	USD	75,359,758	-	72,321,981	-	-3,037,777	-
119	AFD- Second Kenya Informal Settlements Improvement Project NG	1000660783	EURO	152,981,500	-	-	-	-152,981,500	-
120	AFD- Second Kenya Informal Settlements Improvement Project NG	1000660791	EURO	305,963,000	-	-	-	-305,963,000	-
121	AU Geothermal Risk Mitigation Facility – GDC	1000497197	USD	-	393,775,727	393,775,727	-	-	-
122	Nairobi Water and Sanitation Project	1000458399	EURO	35,338,879	736,785,500	770,825,137	-	-1,299,242	-
123	Sweden – Equitable Access to Quality Water	1000319364	USD	2,916,757	-	-	-	-2,916,757	-
124	Sweden – Agricultural Sector Development Programme (ASDSP)	1000358793	EURO	359,338	-	-	-	-359,338	-
125	UN- Access and Mobility: The Implementation of Universal Access on Group in Vulnerable Situations in Nairobi - UN	1000387491	USD	140,450	-	-	-	-140,450	-
126	UN: GCF Readiness Project	1000476885	USD	22,851,215	-	-	-	-22,851,215	-
127	SPAIN Rabati – New Bambari- Kilifi Transmission line Spanish	1000360728	USD	6,741,600	-	-	-	-6,741,600	-
128	UNDP- Support to Country Programme	1000288547	USD	140,450	-	-	-	-140,450	-

**Government of Kenya
Financial Statements for the Consolidated Fund
For the year ended 30th June, 2024**

No	Project Name	CBK Account Number	Currency	Opening Balance KShs	Receipts KShs	Transfer to Exchequer KShs	Transfer to Projects KShs	Exchange Difference KShs	Closing Balance KShs
129	UNEP- Integrated SC Toolkit to Improve the Transmission of Information under Articles 07 and 15	1000562153	USD	1,917,143	-	-	-	-1,917,143	-
130	(K)FIN. LOCALLY-LED CLIM ACTION PR	1000598085	USD	7,960,636,742	-	-	6,911,453,758	-351,486,585	697,696,399
131	KENYA DIGITAL ECON.ACC.PROJ.PIU.DAA	1000736992	EURO	-	421,145,855	-	-	-16,074,507	405,071,348
132	JICA – Olkaria 1 Geothermal Extension (Unit 6)	1000371738	EURO	476,433,105	-	458,916,932	-	-17,516,173	-
133	SECOND PROG STRENGTHENING GESDEK	1000740477	EURO	-	8,683,016,381	8,683,016,381	-	-	-
134	MWEA IRRIGATION DEVELOPMENT PROJECT	1000736868	JPY	-	12,512,171,429	12,512,171,429	-	-	-
135	PRIMARY EDUCATION EQUITY IN LP-DLI	1000630558	USD	211,666,802	6,122,784,555	5,958,919,042	-	-23,947,649	351,584,666
136	Kenya Water Sanitation and Hygiene Program (Grant USD)	1000742135	USD	-	-	-	-	-	-
137	Second Kenya Devolution Support Program -DA-A	1000742143	EUR	-	-	442,070,563	-	867,267,955	425,197,391
138	Capacity Development for Supreme Court	1000204238	KES	14,763,095	-	-	-	-	14,763,095
139	I.S.T.P. OZONE D.S.U. TM. P	1000235284	KES	9,271,239	-	-	-	-	9,271,239
140	World Bank Special Account Interest	1000235292	KES	156,261,750	-	-	-	-	156,261,750
141	Italian Debt for Development SWAP	1000235772	KES	32,988,601	-	32,988,601	-	-	-
142	Unicef- Program Ministry of Education, Science and Technology	1000236027	KES	605,278	-	-	-	-	605,278
143	MOF - AID Effectiveness for Development	1000236035	KES	65,691,044	-	-	-	-	65,691,044
144	Ministry of Gender, Sports, Culture, Social Services	1000236043	KES	39,092,672	-	-	-	-	39,092,672
145	UNICEF PROG-MINISTRY OF FINANCE	1000236078	KES	14,151,800	-	-	-	-	14,151,800
146	Kenya Symbiocity Programme	1000264047	KES	131,164,045	-	-	-	-	131,164,045
147	UNDP- Support to Country Programme	1000288547	KES	1,000	-	-	-	-	1,000
148	Green Growth & Employment Creation Programme	1000331747	KES	5,000,000	-	-	-	-	5,000,000
149	Regional Intergration Implementation Programme - COMESA	1000186593	KES	116,553,558	-	-	-	-	116,553,558
150	Kenya Special Programme for BRSM SAICM	1000410299	KES	1	-	-	-	-	1
151	UNEP Enabling Activities HFC Phase Down	1000470364	KES	295,200	-	-	-	-	295,200
152	Kenya Country Programme – KNBS	1000484144	KES	477,954	-	-	-	-	477,954
153	Danida primary Health Care Programme	1000513055	KES	116,949,258	359,300,000	471,579,000	-	-	4,670,258
154	Nat. Saf Net Prog. Res. Cr. No. 5287/ke	1000197951	KES	192,011,578	-	-	-	-	192,011,578

**Government of Kenya
Financial Statements for the Consolidated Fund
For the year ended 30th June, 2024**

No	Project Name	CBK Account Number	Currency	Opening Balance KShs	Receipts KShs	Transfer to Exchequer KShs	Transfer to Projects KShs	Exchange Difference KShs	Closing Balance KShs
155	The Food Security Proj Underpr Far	1000212527	KES	158,189,450	-	-	-	-	158,189,450
156	Streight Fert. Quality Reg. Stds Ken	1000216182	KES	9,442,741	-	-	-	-	9,442,741
157	Wfp-Protracted Relief & Recovery Op	1000236396	KES	508,848	-	-	-	-	508,848
158	African Institute For Remittances	1000268743	KES	17,127,570	-	-	-	-	17,127,570
159	UNFPA 10TH CP NCPD	1000702753	KES	-	54,001,369	28,264,739	-	-	25,736,630
160	GOK UNFPA 10TH CP MOH NSDCC HIV	1000702796	KES	-	12,636,022	4,230,000	-	-	8,406,022
161	GOK UNFPA 10TH CP SDG AFGMB	1000702818	KES	-	22,892,493	22,892,493	-	-	-
162	GOK UNFPA 10TH CP SDY	1000702834	KES	-	7,055,391	7,055,391	-	-	-
163	GOK UNFPA 10TH CP ODPP	1000702858	KES	-	9,088,760	5,000,000	-	-	4,088,760
164	GOK UNFPA 10TH CP KNBS	1000702869	KES	-	29,878,400	29,878,400	-	-	-
165	GOK UNFPA 10TH CP CRS	1000702885	KES	-	16,221,460	7,000,000	-	-	9,221,460
166	GOK UNFPA 10TH CP M E DIRECTORATE	1000702915	KES	-	6,104,200	6,000,000	-	-	104,200
167	AFD ASAL RURAL ROADS PROJECT (LOAN)	1000736976	KES	-	210,000,000	210,000,000	-	-	-
168	UN WOMEN MAKING EVERY WOMAN GIRL CO	1000738607	KES	-	22,708,600	22,700,000	-	-	8,600
	GRAND TOTAL			32,269,469,262	135,612,646,505	100,906,555,719	45,637,664,490	5,109,049,222	25,862,403,007