



---

**THE REPUBLIC OF KENYA**

**FINANCIAL STATEMENTS FOR THE CONSOLIDATED FUND**

**FOR THE FINANCIAL YEAR ENDED 30<sup>TH</sup> JUNE 2023**

---

**Prepared in accordance with Cash Basis of International Public Sector Accounting Standards  
(IPSAS)**

**Government of Kenya**  
**Financial Statements for the Consolidated Fund**  
**For the year ended 30<sup>th</sup> June 2023**

---

<b>Table of Contents</b>	<b>Page</b>
<b>1 Overview of the Consolidated Fund .....</b>	<b>i</b>
1.1 Legal Framework .....	i
1.2 Scope of the Consolidated Fund .....	ii
1.3 Overall Performance .....	iii
<b>2 Statement of Responsibility .....</b>	<b>x</b>
<b>3 The Statement of Consolidated Fund for the year ended 30<sup>th</sup> June 2023.....</b>	<b>1</b>
<b>4 Breakdown of the Consolidated Fund by Accounts .....</b>	<b>2</b>
<b>5 Significant Accounting Policies .....</b>	<b>8</b>
<b>6 Notes to the Financial Statements .....</b>	<b>9</b>
6.1 Receipts in the Consolidated Fund.....	9
6.2 Statement of Exchequer Receipts and Transfers.....	11
6.3 Statement of Receivers of Revenue .....	16
6.4 Domestic Borrowing Accounts .....	18
6.5 Statement of Special Funds .....	20
6.6 Statement of Special Projects Deposit Accounts .....	22
6.7 Statement of E-Citizen revenue control accounts .....	23
6.8 Statement of East Africa Visa Tourist Accounts .....	25
6.9 Prior Year Adjustment .....	27
<b>Appendix 1: Statement of Actual Receipts and Net Exchequer Issues as at 30<sup>th</sup> June, 2023 .....</b>	<b>28</b>
<b>Appendix 2: Detailed movement of the Special Project Deposit Accounts for year ended 30<sup>th</sup> June 2023 ...</b>	<b>38</b>

**Government of Kenya**  
**Financial Statements for the Consolidated Fund**  
**For the year ended 30<sup>th</sup> June 2023**

---

**ABBREVIATIONS AND ACRONYMS**

A-I-A	-	Appropriations in Aid
CARA	-	County Allocation Revenue Act
CBK	-	Central Bank of Kenya
FY	-	Fiscal Year
IDA	-	International Development Agency
IPSAS	-	International Public Sector Accounting Standards
KRA	-	Kenya Revenue Authority
KShs	-	Kenya Shillings
MDAs	-	Ministries, Departments and Agencies
OAG	-	Office of the Auditor General
PDLF	-	Petroleum Development Levy Fund
PFM	-	Public Financial Management
RDLF	-	Railway Development Levy Fund
RMLF	-	Roads Maintenance Levy Fund
SF	-	Special Funds
NTSA	-	National Transport and Safety Authority
VAT	-	Value Added Tax
TIMS	-	Tax Invoice Management System

---

## **1 Overview of the Consolidated Fund**

### **1.1 Legal Framework**

Article 206 (1) of the Constitution of Kenya established the Consolidated Fund into which shall be paid all money raised or received by or on behalf of the National Government except money that:

- a) is reasonably excluded from the Fund by an Act of Parliament and payable into another public fund established for a specific purpose.
- b) may, under an Act of Parliament, be retained by the State organ that received it for the purpose of defraying the expenses of the State organ. Such includes Appropriation in Aid (AIA).

Section 17 of the Public Finance Management (PFM) Act, 2012 mandates the National Treasury to account for the Consolidated Fund in the the National Exchequer.

Further, Article 206 (2) of the Constitution of Kenya stipulates that money may be withdrawn from the Consolidated Fund only:

- a) in accordance with an appropriation by an Act of Parliament;
- b) in accordance with Article 222 or 223; or
- c) as a charge against the Fund as authorised by the Constitution or an Act of Parliament.

Further Section 17 (4) of the PFM Act, 2012 requires the National Treasury to seek approval from the Controller of Budget for any withdrawal from the Consolidated Fund. The voted entities that received funds from the Consolidated Fund include National Government Ministries, Departments and Agencies and County Governments. These entities are responsible for administration of their respective budgets.

Government Revenue is received through designated Receivers of National Government Revenue as appointed by the Cabinet Secretary to the National Treasury pursuant to Article 209 of the Constitution. The Receivers of Revenue are responsible for receiving, accounting and remitting the revenues to the Consolidated Fund. Section 50 (6) of the PFM Act, 2012 also requires the National Treasury to remit the proceeds of any loan raised under the provisions of the PFM Act, 2012 into the Consolidated Fund.



**Government of Kenya**  
**Financial Statements for the Consolidated Fund**  
**For the year ended 30<sup>th</sup> June 2023**

---

## 1.2 Scope of the Consolidated Fund

This report provides accountability for the Consolidated Fund for the financial year ended 30<sup>th</sup> June 2023 and consolidates the following :

- The Exchequer account,
- The Exchequer Deposit Accounts through which loan proceeds from Treasury Bonds, Treasury Bills and commercial financing are collected before remittance to the Consolidated Fund,
- The Overdraft Account,
- The Revenue Collection Accounts,
- Special Project Deposit Accounts,
- E-Citizen Revenue Control Accounts; and
- East Africa Tourist Visa Accounts.

The report also includes statement of monies received and paid out of the special funds that are authorised by legislation other than an Appropriation Act. Funds collected by Kenya Revenue Authority being the National Government Collector of Revenue are remitted directly to these funds. These funds include the following:

- The Petroleum Development Levy Fund (PDLF) (consolidated within the National Treasury Receiver of Revenue Financial Statements),
- The Railway Development Levy Fund (RDLF),
- The Road Maintenance Levy Fund (RMLF),
- The African Union and Other International Organization Subscriptions Fund; and
- Sports, Arts and Social Development Fund.

The report also includes financial statements of the various Receivers of Revenue that were appointed by the Cabinet Secretary, National Treasury to receive National Government revenue pursuant to Section 75 (1) of the PFM Act, 2012. These are as follows:

No	Code	Receiver of Revenue
1	R.1071	Principal Secretary to the National Treasury – Taxes
2	R.1071	Principal Secretary to the National Treasury – Public Debt Management Office
3	R.1071	Principal Secretary to the National Treasury – Pensions
4	R.1071	Director General - Public Investment and Portfolio Management
5	R.1112	Principal Secretary to the Ministry of Lands and Physical Planning
6	R.1261	Chief Registrar - The Judiciary
7	R.1024	Principal Secretary to the State Department for Interior & Citizen Services
8	R.1252	Solicitor General, State Law Office and Department of Justice
9	R.1041	Principal Secretary to the Ministry of Defence
10	R.1164	Principal Secretary to the State Department for Fisheries, Aquaculture and the Blue Economy
11	R.1191	Principal Secretary to the State Department for Mining
12	R.1024	Business Registration Services

**Government of Kenya**  
**Financial Statements for the Consolidated Fund**  
**For the year ended 30<sup>th</sup> June 2023**

**1.2 Scope of the Consolidated Fund (Continued)**

The special project deposit accounts are accounts into which development partners deposit funds before disbursing to the Exchequer accounts for onward transfer to implementing agencies or directly to projects.

The E-Citizen accounts are accounts into which monies are received for public related services before disbursing to the Receivers of Revenue accounts for onward transfer to the Exchequer or directly to implementing agencies offering the service.

The East Africa Tourist Visa accounts are accounts into which monies are received from the Immigration and Foreign Affairs collections departments for the East Africa tourist visa before being disbursed under an agreed sharing arrangement to the treasuries of the three partner states i.e the Republic of Kenya, Republic of Rwanda and the Republic of Uganda. The Republic of Kenya shared revenue is received into the National Treasury Receiver of Revenue account for onward transfer to the Exchequer.

**1.3 Overall Performance**

Below is an overview of the Consolidated Fund for the fiscal year ended 30<sup>th</sup> June 2023 and 30<sup>th</sup> June 2022:

Financial Performance	30 <sup>th</sup> June 2023	30 <sup>th</sup> June 2022	Variance	%
	KShs Million	KShs Million	KShs Million	Variance
<b>Opening Balance</b>	<b>60,014</b>	<b>61,690</b>	<b>(1,676)</b>	
Total Receipts	3,449,184	3,244,235	204,949	6%
Transfers from the Exchequer	(3,242,790)	(3,078,386)	(164,404)	5%
Other Transfers	(192,992)	(167,527)	(25,465)	15%
Prior Year Adjustment	(8)	2	(10)	
<b>Closing Balance</b>	<b>73,408</b>	<b>60,014</b>	<b>13,394</b>	

Total receipts increased by 6% from prior year mainly due to increased collections from taxes on goods and services, Non-Tax receipts 10%, External Grants 39% and External Loans by 88%.

Transfers from the Exchequer also increased by 5% mainly due to transfers to counties which increased by 17% as a result of the government commitment to ensure all funds were transferred to the devolved units including Ksh 29.6 Billion relating to FY 2021/22.

Other transfers from special funds, special projects deposits accounts, E-Citizen and East Africa Tourist Visa accounts increased by 15% during the year indicating improved collections into these accounts during the period.

**1.3.1 Receipts**

The Consolidated Fund receipts are derived from domestic and external resources. Domestic resources mainly comprise of taxes collected by the Kenya Revenue Authority (KRA), being the principal tax revenue collection agent for the government and remitted to the Consolidated Fund. Other receipt sources include domestic and external loans and grants. Domestic and external loans are included in the government receipts.

**Government of Kenya**  
**Financial Statements for the Consolidated Fund**  
**For the year ended 30<sup>th</sup> June 2023**

The total Consolidated Fund receipts for FY 2022/2023 amounted to KShs 3.45 Trillion, a slight increasing from KShs 3.24 Trillion for FY 2021/2022 as analysed below:

RECEIPTS	30 <sup>th</sup> June 2023	30 <sup>th</sup> June 2022	Variance	% Variance
	KShs Million	KShs Million	KShs Million	KShs Million
Tax Receipts	1,962,164	1,841,299	120,865	7%
Non Tax Receipts	269,589	245,682	23,907	10%
External Grants	15,303	11,024	4,279	39%
External Loans	505,726	269,192	236,534	88%
Domestic Borrowing	696,402	877,039	(180,637)	(21%)
<b>Total Receipts</b>	<b>3,449,184</b>	<b>3,244,236</b>	<b>204,948</b>	<b>6%</b>

Tax receipts relate to levies collected by Kenya Revenue Authority and other government agencies in form of taxes on income, profits, capital gains, goods, services and on international trade and transactions.

Increase in tax receipts of 7% during FY 2023 is attributed to increased government mechanisms to enhance tax collection during the year. VAT on imported goods and services grew on account of growth in import values driven by depreciating exchange rate and increase in world commodity prices. During the year, KRA introduced the Tax Invoice Management System (TIMS) in February 2023 that contributed to inclusion of more suppliers and valuable goods in the tax net. VAT increased by 4.8% as compared to last year.

Non tax receipts relate to receipts collected mainly through Special Funds and Receivers of Revenues and that is not directly related to taxation.

The increase in non tax receipts by 10% is attributed to growth in surplus funds from regulatory authorities, dividends from State Corporations and other agencies, immigration fees and receipts from royalties as well as growth in collections from fines, penalties and remittances from the special funds to the National Exchequer.

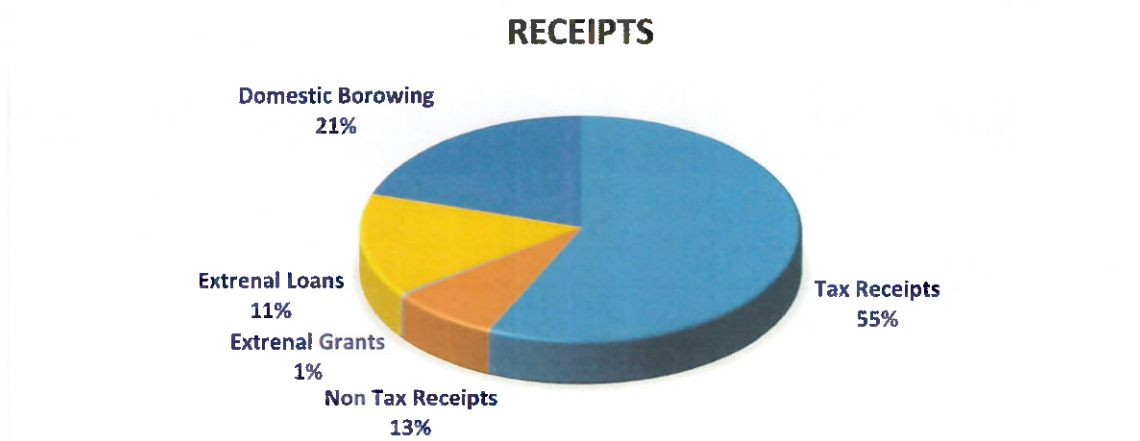
External grants increased by 39% due to increase of AMISON grants by Kshs 4.8 Billion relating to peace keeping missions in The Congo that commenced during the year.

External borrowing increased by 88% owing to a commercial loan from the Eastern and Southern Africa Trade and Development bank amounting to Kshs. 102 Billion to boost trade and development in the country and a bilateral loan from the Government of Spain amounting to Kshs 155 Billion as well as increase of Special Drawing Rights from IMF to support Kenya's program to address debt vulnerabilities, response to global shocks and enhance economic growth reforms.

Domestic borrowings (adjusted net domestic borrowing and internal debt redemptions -roll-overs) which comprised of Treasury Bonds proceeds decreased by 21% in line with the Government's focal consolidation objective.

The diagram below depicts the composition of the consolidated fund receipts for the fiscal year ended 30<sup>th</sup> June 2023.





### 1.3.2 Transfers from the Exchequer

The Appropriation Act, the County Allocation Revenue Act (CARA) form the basis of withdrawal of funds from the Consolidated Fund. The National Treasury is required to seek the Controller of Budget’s approval before withdrawing from the Exchequer Account to the respective National and County Government entities bank accounts.

Entities that receive funds from the Exchequer Account include National Government Ministries, Departments, and Agencies (MDAs) and Consolidated Fund Services (CFSs) in accordance with the Appropriation Act and County Governments in accordance with the County Allocation Revenue Act (CARA) and the County Governments Additional Allocations Act. These entities are responsible for administration of their respective approved budgets.

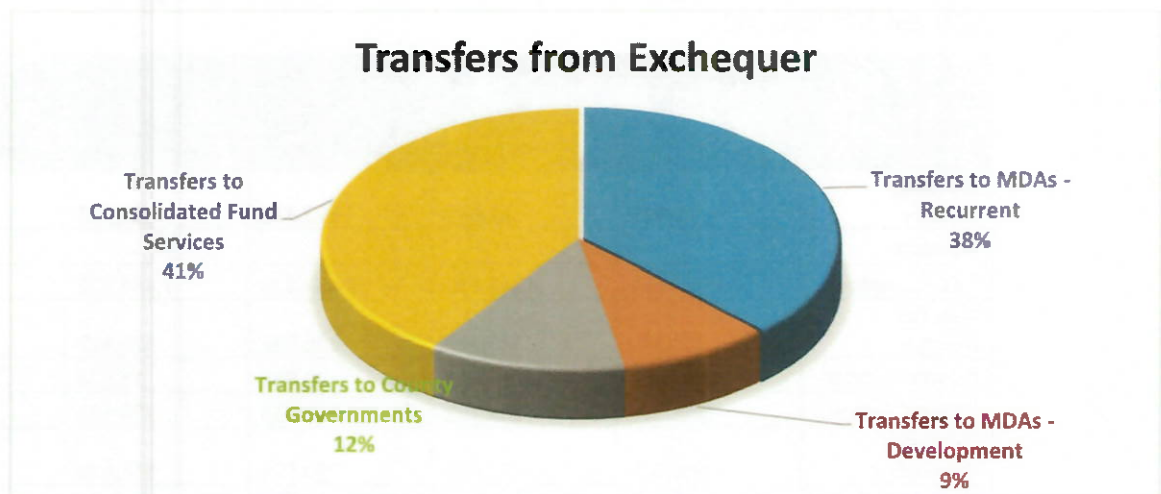
The total transfers disbursed to the National Government voted Ministries, Departments and Agencies (MDAs), Consolidated Fund Services (CFSs) and County Governments from Exchequer in the fiscal year ended 30<sup>th</sup> June 2023 amounted to KShs 3.24 Trillion, an increase of approximately 5% from KShs 3.08 Trillion in the fiscal year ended 30<sup>th</sup> June 2022, as shown below:

Transfers from the Exchequer	30 <sup>th</sup> June 2023	30 <sup>th</sup> June 2022	Variance	% Variance
	KShs Million	KShs Million	KShs Million	KShs Million
Transfers to MDAs - Recurrent	1,221,568	1,205,909	15,659	1%
Transfers to MDAs - Development	308,032	341,006	(32,974)	(10%)
Transfers to County Governments	399,600	340,400	59,200	17%
Transfers to Consolidated Fund Services	1,313,590	1,191,070	122,520	10%
<b>Net transfers from exchequer</b>	<b>3,242,791</b>	<b>3,078,384</b>	<b>164,407</b>	<b>5%</b>

Increase of transfers to county government by 17% was attributed to disbursements of balance amounting to Kshs 29.6 Billion relating to June 2022 arrears that were later included in the revised estimates. Increase by 10% on transfers to CFS was largely due to repayment of public debt as it fell due.

**Government of Kenya**  
**Financial Statements for the Consolidated Fund**  
**For the year ended 30<sup>th</sup> June 2023**

Transfer to MDAs for Development projects reduced by 10% owing to rationalization of projects under the new administration.



### 1.3.3 Other Net Transfers and Payments

Other transfers and payments include transfers from special funds (Petroleum Development Levy Fund, Railway Development Levy Fund, Road Maintenance Levy Fund, The African Union and other International Organisation Subscription Fund and Sports, Arts and Social Development Fund) to public entities, direct transfers to projects from the special deposit project accounts, exchange differences on translations of closing balances on special deposit projects, E-Citizen and East Africa Tourist Visa foreign denominated accounts, transfer to counties and other receivers from the E-Citizen accounts and inter account balances between the overdraft account and Treasury Bills and Treasury Bonds.

Other Net Transfers and Payments	30 <sup>th</sup> June 2023	30 <sup>th</sup> June 2022	Variance	% Variance
	KShs Million	KShs Million	KShs Million	KShs Million
Transfers from the Special Funds to Public Entities	121,287	124,016	(2,729)	(2%)
Other Net Transfers	71,705	43,511	28,194	65%
<b>Total Other net Transfers and Payments</b>	<b>192,992</b>	<b>167,527</b>	<b>25,465</b>	<b>15%</b>

Other net transfers and payments increased by 65% as a result of increase in transfer to development projects by over 100% as compared to the previous year.

**Government of Kenya**  
**Financial Statements for the Consolidated Fund**  
**For the year ended 30<sup>th</sup> June 2023**

**1.3.4 Summary of Financial Results**

The table below summarises the actual performance trend for the 5 year period between 30<sup>th</sup> June 2019 and 30<sup>th</sup> June 2023:

	30 <sup>th</sup> June 2023	30 <sup>th</sup> June 2022	30 <sup>th</sup> June 2021	30 <sup>th</sup> June 2020	30 <sup>th</sup> June 2019
	FY 22/23	FY 21/22	FY 20/21	FY 19/20	FY 18/19
	KShs Million	KShs Million	KShs Million	KShs Million	KShs Million
<b>Opening balance</b>	<b>60,015</b>	<b>61,690</b>	<b>103,426</b>	<b>119,642</b>	<b>134,463</b>
<b>Receipts</b>					
Tax Receipts	1,962,164	1,841,299	1,489,428	1,455,222	1,442,587
Non Tax Receipts	269,589	245,682	236,596	338,817	176,557
External Grants	15,303	11,024	20,084	15,974	12,742
External Loans	505,726	269,192	449,533	278,573	495,619
Domestic Borrowing	696,402	877,039	790,578	558,870	426,579
<b>Total Receipts</b>	<b>3,449,184</b>	<b>3,244,236</b>	<b>2,986,219</b>	<b>2,647,457</b>	<b>2,554,085</b>
<b>Transfers From the Exchequer</b>					
Transfers to MDAs – Recurrent	1,221,568	1,205,909	1,067,687	1,030,019	955,472
Transfers to MDAs – Development	308,032	341,006	372,486	385,750	306,523
Transfers to County Governments	399,600	340,400	379,512	315,971	342,556
Transfers to Consolidated Fund Services	1,313,590	1,191,070	975,809	798,188	897,007
<b>Total Transfers From Exchequer</b>	<b>3,242,791</b>	<b>3,078,385</b>	<b>2,795,494</b>	<b>2,529,928</b>	<b>2,501,558</b>
<b>Other Transfers and Payments</b>					
Transfers from the Special Funds to Public Entities	121,287	124,016	114,208	107,500	100,996
Other net transfers	71,705	43,511	118,253	26,245	(33,648)
<b>Total Other Transfers and Payments</b>	<b>192,992</b>	<b>167,527</b>	<b>232,461</b>	<b>133,745</b>	<b>67,348</b>
<b>Closing Balance</b>	<b>73,408</b>	<b>60,014</b>	<b>61,690</b>	<b>103,426</b>	<b>119,642</b>

The increase in tax receipts over the years is attributable to growth in taxes on income, profits and capital gains as well as taxes on goods and services. The growth was driven by an increase in Income Tax from Individuals (P.A.Y.E), Income Tax from Corporations, VAT on Domestic Goods & Services, VAT on Imported Goods and Services and Excise Taxes. The increase over the years has been driven by enhanced compliance and tighter enforcement measures by the KRA such as the newly introduced TIMS.

The increase in non tax receipts is due to increased receipts from Railway Development Levy Fund and Road Maintenance Levy Fund over the 5 year period with the exception of FY 2020/2021 where there was a decrease attributed to reduced property income mainly from profits and dividends from State Corporations and other agencies as well as decline in collections from fines, penalties and remittances from the Sports, Arts and Social Development Fund to the National Exchequer owing to COVID pandemic.

External grants have generally increased over the years due to increased support from development partners in form of foreign governments and international organizations. Foreign Governments include the Government of Italy, Government of Japan, Government of Denmark, Government of Spain and Government of Sweden. International Organizations include AMISOM, DANIDA, IDA, European Economic Community, The Global Fund and Kenya Devolution Support Programme. Some development partners channel their grants through the Exchequer Account while others channel their grants through the MDAs as Appropriation in Aid (direct payments).

### **1.3.4 Summary of Financial Results**

External grants have increased during the year due to grants from AMISON for The Congo Mission. Over the 5 year period, external grants have increased and decreased as a result of prevailing circumstances e.g Pandemics

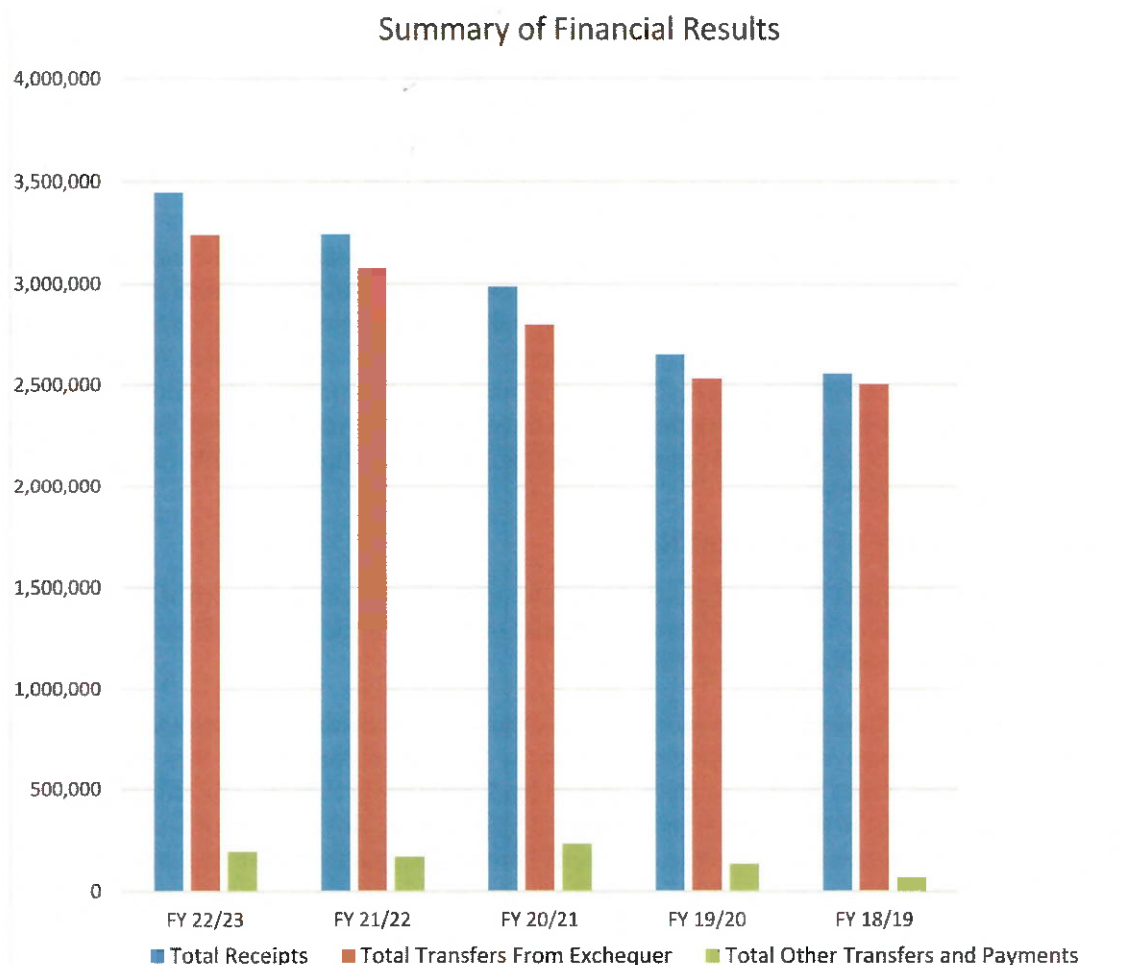
External borrowings have increased over the years as a result of commercial financing. During the year, there was a significant increase as a result of commercial loan from the Eastern and Southern Africa Trade and Development bank amounting to Kshs. 102 Billion to boost trade and development in the country and a bilateral loan from the Government of Spain amounting to Kshs 155 Billion as well as increase of Special Drawing Rights from IMF to support Kenya's program to address debt vulnerabilities, response to global shocks and enhance economic growth reforms.

Domestic borrowing decreased during the year mainly from Treasury bills. There was however a compensating increase on external debt indicating that the budgetary deficits were covered by external debts.

The increase in transfers to public entities from the Special Funds is attributed to increased collection of the Road Maintenance Levy and the Fuel Levy over the 5 year period. In FY 2022/2023 and subsequent years there were transfers from Sports, Arts and Social Development Fund, and the African Union and Other International Organisations Subscriptions Fund. The transfers are made to the National Exchequer, County Governments, State Corporations and other State Agencies.

Other net transfers relate to settlement of overdraft accounts, translation gain and losses on special project deposit accounts and the East Africa Tourist Visa accounts and other transfers from the E-Citizen revenue control account. The fluctuation over the years has been mainly due to the net inter account transfers between the overdraft account and the Treasury Bonds Redemption, Treasury Bonds Interest and Treasury Bills Accounts.





### 1.3.5 Conclusion

The government continues on the path of substantial investment in infrastructure, particularly on the roads, rail, and ports. It is expected that revenue collection in the FY 2023/24 will continue to grow as the economy recovers. Beginning July 2023, the government has instituted measures to increase revenue through increase in tax rates, increase in tax base and other collection mechanisms to increase tax coverage. These efforts doubled with expenditure rationalization are expected to ease and create fiscal space for other programmes and economic recovery.

For effective understanding and interpretation, the consolidated fund financial statements should be read in conjunction with the underlying notes and schedules.

-----  
**FCPA Bernard Ndungu, MBS**  
**Director General, Accounting Services & Quality Assurance**  
**National Treasury**  
**30<sup>th</sup> October 2023**



## **2 Statement of Responsibility**

Section 80 of the Public Finance Management (PFM) Act, 2012 requires the National Treasury to prepare annual financial statements that consolidate the financial statements prepared by all National Government entities, in accordance with the accounting policies and formats prescribed by the Public Sector Accounting Standards Board. The National Treasury is required to submit these financial statements to the Auditor General and a copy to the Controller of Budget and the Commission on Revenue Allocation by 31<sup>st</sup> October 2023.


The financial statements for the Consolidated Fund relate to the financial year 2022/2023 and comprise of the Exchequer account, Receivers of Revenue accounts, the Special Funds (the Petroleum Development Levy Fund (consolidated within the National Treasury receiver of revenue financial statements), the Road Maintenance Levy Fund, the Railway Development Levy Fund, the African Union and Other International Organization Subscription Fund and the Sports, Arts and Social Development Fund, the Exchequer deposit accounts (Overdraft, Treasury Bonds and Treasury Bills accounts), the Special Project Deposit accounts, the E-Citizen revenue control accounts and the East Africa Tourist Visa accounts.

The Consolidated Fund financial statements have been prepared on a going concern basis, and are based on accounting policies which have been consistently applied and supported by reasonable and prudent judgments and estimates.


To the best of our knowledge, these statements as set out on pages 1 to 27 are complete and accurately prepared for the financial year ended 30<sup>th</sup> June 2023.



-----  
**FCPA Bernard Ndungu, MBS**  
**Director General, Accounting Services & Quality Assurance**  
**The National Treasury**  
**30<sup>th</sup> October 2023**



-----  
**Dr. Chris Kiptoo, CBS**  
**Principal Secretary**  
**The National Treasury**  
**30<sup>th</sup> October 2023**



-----  
**Njuguna Ndung'u, CBS**  
**Cabinet Secretary**  
**The National Treasury & Economic Planning**  
**30<sup>th</sup> October 2023**


**Government of Kenya**  
**Financial Statements for the Consolidated Fund**  
**For the year ended 30<sup>th</sup> June 2023**


**3 The Statement of Consolidated Fund for the year ended 30<sup>th</sup> June 2023**

This statement represents consolidation of receipts and transfers that are related to the Consolidated Fund.

		30 <sup>th</sup> June 2023	30 <sup>th</sup> June 2022
	Notes	KShs	KShs
<b>Opening Balances</b>		<b>60,013,815,326</b>	<b>61,690,386,881</b>
<b>Receipts</b>			
Tax Receipts	6.1.1	1,962,163,921,803	1,841,298,706,077
Non Tax Receipts	6.1.2	269,589,475,629	245,681,882,847
External Grants	6.1.3	15,302,899,443	11,023,919,928
Proceeds from Domestic Borrowing	6.1.4	696,402,157,519	877,038,741,180
Proceeds from External Borrowing	6.1.5	505,725,986,842	269,191,565,214
<b>Total Receipts</b>		<b>3,449,184,441,236</b>	<b>3,244,234,815,246</b>
<b>Transfers</b>			
<b>Budgetally Transfers from Exchequer</b>			
Transfers to MDAs - Recurrent	6.2.6	(1,221,568,076,570)	(1,205,909,373,883)
Transfers to MDAs - Development	6.2.6	(399,600,000,000)	(340,400,000,000)
Transfers to Consolidated Fund Services	6.2.6	(1,313,589,969,729)	(1,191,070,404,012)
Transfers to County Governments	6.2.6	(308,032,344,879)	(341,005,827,118)
<b>Net transfers from exchequer</b>		<b>(3,242,790,391,178)</b>	<b>(3,078,385,605,013)</b>
<b>Other net Transfers and Payments</b>			
Transfers from the Special Funds to Public Entities	6.5	(121,287,124,737)	(124,015,927,707)
Other net transfers	4	(71,705,163,480)	(43,511,444,115)
<b>Total Other Net Transfers and Payments</b>	<b>4</b>	<b>(192,992,288,217)</b>	<b>(167,527,371,822)</b>
<b>Total Transfers</b>	<b>4</b>	<b>(3,435,782,679,396)</b>	<b>(3,245,912,976,835)</b>
Prior Year Adjustment - Receivers of Revenue accounts	6.9	(7,657,847)	1,590,034
<b>Closing Balance</b>		<b>73,407,919,319</b>	<b>60,013,815,326</b>

The accounting policies and explanatory notes to these financial statements form an integral part of the financial statements. The report covers the twelve months period ended 30<sup>th</sup> June 2023 and the accompanying comparatives cover the twelve month period ended 30<sup>th</sup> June 2022.

  
 -----  
**FCPA Bernard Ndungu, MBS**  
**Director General, Accounting Services &**  
**Quality Assurance**  
**The National Treasury**  
**30<sup>th</sup> October 2023**

  
 -----  
**CPA Jona Wala**  
**Ag. Director, Accounting Services**  
**The National Treasury**  
**30<sup>th</sup> October 2023**

**Government of Kenya**  
**Financial Statements for the Consolidated Fund**  
**For the year ended 30<sup>th</sup> June 2023**

**4 Breakdown of the Consolidated Fund by Accounts**

**4.1 BREAKDOWN OF THE CONSOLIDATED FUND BY ACCOUNT FOR THE YEAR ENDED 30<sup>TH</sup> JUNE 2023**

	Exchequer Account	Receivers of Revenue (RoR) <sup>1</sup>	Domestic Borrowing Accounts <sup>1</sup>	Special Fund Accounts <sup>1</sup>	Special Deposits <sup>4</sup>	E-Citizen Accounts <sup>5</sup>	East Africa Tourist Visa accounts <sup>6</sup>	30 <sup>th</sup> June 2023	30 <sup>th</sup> June 2022
	Kshs	Kshs	Kshs	Kshs	Kshs	Kshs	Kshs	Kshs	Kshs
Notes	6.2	6.3	6.4	6.5	6.6	6.7	6.8		
Opening Balances	616,548,952	906,785,177	(58,502,251,034)	92,678,712,623	23,821,486,403	492,533,205	-	60,013,815,326	61,690,386,881
Net Opening Balance	616,548,952	906,785,177	(58,502,251,034)	92,678,712,623	23,821,486,403	492,533,205	-	60,013,815,326	61,690,386,881
Tax Revenue	-	1,962,163,921,803	-	-	-	-	-	1,962,163,921,803	1,841,298,706,077
Non Tax Revenues	-	115,496,485,433	-	142,684,374,056	-	26,406,115,341	305,400,242	284,892,375,072	256,705,802,775
Loans	-	402,242,938,280	696,402,157,519	-	103,483,048,562	-	-	1,202,128,144,361	1,146,230,306,394
Total Receipts	-	2,479,903,345,516	696,402,157,519	142,684,374,056	103,483,048,562	26,406,115,341	305,400,242	3,449,184,441,236	3,244,234,815,246
Transfers									
Transfer from E-Citizen accounts	-	21,531,591,719	-	-	-	(21,531,591,719)	-	-	-
Transfer from East Africa Tourist Visa accounts	-	164,683,700	-	-	-	-	(164,683,700)	-	-
Transfer to the Exchequer	3,244,791,327,711	(2,476,827,509,242)	(696,402,157,519)	-	(71,561,660,950)	-	-	-	-
Budgetary Transfers from Exchequer									
Transfers to MDAs - Recurrent	(1,221,568,076,570)	-	-	-	-	-	-	(1,221,568,076,570)	(1,205,909,373,883)
Transfers to MDAs - Development	(308,032,344,879)	-	-	-	-	-	-	(308,032,344,879)	(341,005,827,118)
Transfers to County Governments	(399,600,000,000)	-	-	-	-	-	-	(399,600,000,000)	(340,400,000,000)
Transfers to Consolidated Fund Services	(1,313,589,969,729)	-	-	-	-	-	-	(1,313,589,969,729)	(1,191,070,404,012)
Net transfers from exchequer	(3,242,790,391,178)	-	-	-	-	-	-	(3,242,790,391,178)	(3,078,385,605,013)



**Government of Kenya**  
**Financial Statements for the Consolidated Fund**  
**For the year ended 30<sup>th</sup> June 2023**

	Exchequer Account	Receivers of Revenue (RoR) <sup>1</sup>	Domestic Borrowing Accounts <sup>2</sup>	Special Fund Accounts <sup>3</sup>	Special Deposits <sup>4</sup>	E-Citizen Accounts <sup>5</sup>	East Africa Tourist Visa accounts <sup>6</sup>	30 <sup>th</sup> June 2023	30 <sup>th</sup> June 2022
	Kshs	Kshs	Kshs	Kshs	Kshs	Kshs	Kshs	Kshs	Kshs
Other payments and transfers									
Transfers from the Special Funds to Public Entities	6.5	-	-	(121,287,124,737)	-	-	-	(121,287,124,737)	(124,015,927,707)
Transfer to Ministry of Energy (Petroleum Development Levy Operational Fund)		(25,227,796,329)	-	-	-	-	-	(25,227,796,329)	(26,132,322,347)
Transfers to projects					(28,732,415,263)	-	-	(28,732,415,263)	(13,622,795,145)
Transfer to Counties and Other Receivers					-	(4,601,151,889)	-	(4,601,151,889)	(3,130,737,048)
<b>Sub - Total</b>	<b>4</b>							<b>(71,705,163,480)</b>	<b>(43,511,444,115)</b>
Other Payments and Transfers <sup>7</sup>			(17,954,676,005)	-	5,259,010,510	(307,417,963)	(140,716,542)	(13,143,800,000)	(625,589,575)
<b>Total Other Payments and Transfers</b>	<b>4</b>	(25,227,796,329)	(17,954,676,005)	(121,287,124,737)	(23,473,404,753)	(4,908,569,852)	(140,716,542)	(192,992,388,217)	(167,527,371,822)
<b>Total Net Transfers</b>	<b>4</b>	<b>(2,480,359,030,1510)</b>	<b>(714,356,833,523)</b>	<b>(121,287,124,737)</b>	<b>(95,035,065,703)</b>	<b>(26,440,161,571)</b>	<b>(305,400,242)</b>	<b>(3,435,782,679,395)</b>	<b>(3,245,912,976,835)</b>
Prior Year Adjustment to Receivers of Revenue accounts <sup>8</sup>		8,937,153				(16,595,000)		(7,657,847)	1,590,034
<b>Closing Balance</b>	<b>2,617,485,484</b>	<b>460,037,695</b>	<b>(76,456,927,039)</b>	<b>114,075,961,942</b>	<b>32,269,469,262</b>	<b>441,891,975</b>	<b>-</b>	<b>73,407,919,319</b>	<b>60,013,815,326</b>

**Government of Kenya  
Financial Statements for the Consolidated Fund  
For the year ended 30<sup>th</sup> June 2023**

<sup>1</sup>This summarizes the operations of the Receivers of Revenue designated for the FY 2022/2023.

<sup>2</sup>Domestic Borrowing accounts includes the operations of the Treasury Bonds, Treasury Bills and Overdraft accounts.

<sup>3</sup>Special Funds include Railway Development Levy Fund, Road Maintenance Levy Fund, African Union and Other International Organization Subscription Fund and Sports, Arts and Social Development Fund. Petroleum Development Levy Fund is consolidated within the National Treasury receiver of revenue financial statements.

Pursuant to the enactment of Miscellaneous Fee and Levies Act No. 29 of 2016, the African Union and Other International Organization Subscription Fund was established in the financial year 2016/17. Out of the import declaration fee which is 2% of the customs value collected by the Kenya Revenue Authority, 10% of the fee is paid into the African Union and Other International Organization Subscription Fund established and managed in accordance with the Public Finance Management Act, No. 18 of 2012. The monies in the fund are to be used for payment of Kenya's contribution to the African Union and any other international organisation to which Kenya has a financial obligation. The Sports, Arts and Social Development Fund is mandated by Legal Notice No. 194 of the Public Finance Act (Sports, Arts and Social Development Fund) Regulations 2018 dated 25<sup>th</sup> October 2018 to receive all proceeds required to be paid into the Fund under Section 69(A) of the Betting and Gaming Act, Section 35(5A) of the Income Tax Act and Section 36(5) of the Excise Duty Act, 2015.

<sup>4</sup>Special Project Deposit Accounts are Central Bank of Kenya bank accounts through which grants or loan proceeds are received from the development partners and are disbursed through the Exchequer account and remitted to the beneficiary Project through the respective voted Ministry or Department or at the request of the National Treasury directly to the project or to the suppliers for payment of goods or services.

<sup>5</sup>The E-Citizen accounts are accounts into which monies are received for public related services before being disbursed to the Receivers of Revenue accounts for onward transfer to the Exchequer or directly to implementing agencies offering the service.

<sup>6</sup>The East Africa Tourist Visa accounts are accounts into which monies are received from the Immigration and Foreign Affairs collections departments for the East Africa Tourist Visa before being disbursed under an agreed sharing arrangement to the treasuries of the three partner states i.e. the Republic of Kenya, Republic of Rwanda and the Republic of Uganda. The Republic of Kenya shared revenue is received into the National Treasury receiver of revenue account for onward transfer to the Exchequer.

<sup>7</sup>Other payment and transfers amounting to KShs 17,954 Million relates to settlement of overdraft account during the year, KShs 5.2 Billion relates to gain on translation of balances of special deposit accounts denominated in foreign currency. During the year, the Kshs depreciated against major currencies resulting in forex gains for balances denominated in foreign currency.

<sup>8</sup>This is an adjustment to correct erroneously overstated prior year closing bank balances of Receivers of Revenues (RoR), E-Citizen and East Africa Tourist Visa (EATV) as reported in the unaudited consolidated fund financial statements for FY 2021/2022. The adjustment is to agree the current years' opening balances as included in the consolidated fund financial statements to the audited RoR's and E-Citizen financial statements for financial year 2021/2022.

**Government of Kenya  
Financial Statements for the Consolidated Fund  
For the year ended 30<sup>th</sup> June 2023**

**4.2 Breakdown of the Consolidated Fund by account for the year ended 30<sup>th</sup> June 2022**

	Exchequer Account	Receivers of Revenue (RoR) <sup>1</sup>	Domestic Borrowing Accounts <sup>2</sup>	Special Fund Accounts <sup>3</sup>	Special Deposits <sup>4</sup>	E-Citizen Accounts <sup>5</sup>	East Africa Tourist Visa accounts <sup>6</sup>	30 <sup>th</sup> June 2022	30 <sup>th</sup> June 2021
	Kshs	Kshs	Kshs	Kshs	Kshs	Kshs	Kshs	Kshs	Kshs
	Notes	6.2	6.4	6.5	6.6	6.7	6.8		
Opening Balances	21,280,300,708	677,524,827	(59,279,439,340)	74,074,557,194	23,536,048,813	1,402,177,508	(782,829)	61,690,386,881	103,425,627,164
<b>Net Opening Balance</b>	<b>21,280,300,708</b>	<b>677,524,827</b>	<b>(59,279,439,340)</b>	<b>74,074,557,194</b>	<b>23,536,048,813</b>	<b>1,402,177,508</b>	<b>(782,829)</b>	<b>61,690,386,881</b>	<b>103,425,627,164</b>
Tax Revenue	-	1,841,298,706,077	-	-	-	-	-	1,841,298,706,077	1,489,427,642,561
Non Tax Revenues	-	81,657,571,261	-	142,620,083,136	-	21,199,157,249	205,071,201	245,681,882,847	236,595,790,699
Grants	-	-	-	-	-	-	-	11,023,919,928	20,084,297,551
Loans	-	184,028,361,900	877,038,741,180	-	85,163,203,314	-	-	1,146,230,306,394	1,240,110,528,469
<b>Total Receipts</b>	<b>-</b>	<b>2,118,008,559,166</b>	<b>877,038,741,180</b>	<b>142,620,083,136</b>	<b>85,163,203,314</b>	<b>21,199,157,249</b>	<b>205,071,201</b>	<b>3,244,234,815,246</b>	<b>2,986,218,259,280</b>
Transfers									
Transfer from E-Citizen accounts	-	17,450,432,180	-	-	-	(17,450,432,180)	-	-	-
Transfer from East Africa Tourist Visa accounts	-	104,076,119	-	-	-	-	(104,076,119)	-	-
Transfer to the Exchequer	3,057,721,853,257	(2,109,201,390,664)	(877,038,741,180)	-	(71,481,721,413)	-	-	-	-
<b>Budgetary Transfers from Exchequer</b>	<b>3,057,721,853,257</b>	<b>(2,109,201,390,664)</b>	<b>(877,038,741,180)</b>	<b>-</b>	<b>(71,481,721,413)</b>	<b>-</b>	<b>-</b>	<b>-</b>	<b>-</b>
Transfers to MDAs - Recurrent	(1,205,909,373,883)	-	-	-	-	-	-	(1,205,909,373,883)	(1,067,686,519,134)
Transfers to MDAs - Development	(341,005,827,118)	-	-	-	-	-	-	(341,005,827,118)	(372,485,625,698)
Transfers to County Governments	(340,400,000,000)	-	-	-	-	-	-	(340,400,000,000)	(379,512,183,438)
<b>Transfers to Consolidated Fund Services</b>	<b>(1,911,070,404,012)</b>	<b>-</b>	<b>-</b>	<b>-</b>	<b>-</b>	<b>-</b>	<b>-</b>	<b>(1,911,070,404,012)</b>	<b>(975,808,568,769)</b>
<b>Net transfers from exchequer</b>	<b>(3,078,385,605,013)</b>	<b>-</b>	<b>-</b>	<b>-</b>	<b>-</b>	<b>-</b>	<b>-</b>	<b>(3,078,385,605,013)</b>	<b>(2,795,492,897,039)</b>

Breakdown of the Consolidated Fund by accounts for the year ended 30<sup>th</sup> June 2023

**Government of Kenya  
Financial Statements for the Consolidated Fund  
For the year ended 30<sup>th</sup> June 2023**

	Exchequer Account	Receivers of Revenue (RoR) <sup>1</sup>	Domestic Borrowing Accounts <sup>2</sup>	Special Fund Accounts <sup>3</sup>	Special Deposits <sup>4</sup>	E-Citizen Accounts <sup>5</sup>	East Africa Tourist Visa accounts <sup>6</sup>	30 <sup>th</sup> June 2022	30 <sup>th</sup> June 2021
Other payments and transfers									
Transfers from the Special Funds to Public Entities	6.5			(124,015,927,707)				(124,015,927,707)	(114,208,060,060)
Transfer to Ministry of Energy (Petroleum Development Levy Operational Fund)		(26,132,322,347)							(25,201,494,945)
Transfers to projects					(13,622,795,145)				(62,479,795,487)
Transfer to Counties and Other Receivers						(3,130,737,048)		(3,130,737,048)	(6,527,215,404)
Other Payments and Transfers <sup>7</sup>			777,188,306		226,750,834	(1,528,533,633)	(100,995,082)	(625,589,575)	(23,979,323,437)
Total Other Payments and Transfers		(26,132,322,347)	777,188,306	(124,015,927,707)	(13,396,044,311)	(4,659,270,681)	(100,995,082)	(167,527,371,822)	(232,395,889,333)
Total Net Transfers	(20,663,751,756)	(2,117,779,204,712)	(876,261,552,874)	(124,015,927,707)	(84,877,765,724)	(22,109,702,861)	(205,071,201)	(3,245,912,976,835)	(3,027,888,786,372)
Prior Year Adjustment to Receivers of Revenue accounts <sup>8</sup>		(94,104)							
Closing Balance	616,548,952	906,785,177	(58,502,251,034)	92,678,712,623	23,821,486,403	492,533,205	782,829	60,013,815,326	61,690,386,881

Breakdown of the Consolidated Fund by accounts for the year ended 30<sup>th</sup> June 2023



**Government of Kenya  
Financial Statements for the Consolidated Fund  
For the year ended 30<sup>th</sup> June 2023**

<sup>1</sup>This summarizes the operations of the Receivers of Revenue designated for the FY 2022/2023.

<sup>2</sup>Domestic Borrowing accounts includes the operations of the Treasury Bonds, Treasury Bills and Overdraft accounts.

<sup>3</sup>Special Funds include Railway Development Levy Fund, Road Maintenance Levy Fund, African Union and Other International Organization Subscription Fund and Sports, Arts and Social Development Fund. Petroleum Development Levy Fund is consolidated within the National Treasury receiver of revenue financial statements.

Pursuant to the enactment of Miscellaneous Fee and Levies Act No. 29 of 2016, the African Union and Other International Organization Subscription Fund was established in the financial year 2016/17. Out of the import declaration fee which is 2% of the customs value collected by the Kenya Revenue Authority, 10% of the fee is paid into the African Union and Other International Organization Subscription Fund established and managed in accordance with the Public Finance Management Act, No. 18 of 2012. The monies in the fund are to be used for payment of Kenya's contribution to the African Union and any other international organisation to which Kenya has a financial obligation. The Sports, Arts and Social Development Fund is mandated by Legal Notice No. 194 of the Public Finance Act (Sports, Arts and Social Development Fund) Regulations 2018 dated 25<sup>th</sup> October 2018 to receive all proceeds required to be paid into the Fund under Section 69(A) of the Betting and Gaming Act, Section 35(5A) of the Income Tax Act and Section 36(S) of the Excise Duty Act, 2015.

<sup>4</sup>Special Project Deposit accounts are Central Bank of Kenya bank accounts through which grants or loan proceeds are received from the development partners and are disbursed through the Exchequer account and remitted to the beneficiary Project through the respective voted Ministry or Department or at the request of the National Treasury directly to the project or to the suppliers for payment of goods or services.

<sup>5</sup>The E-Citizen accounts are accounts into which monies are received for public related services before being disbursed to the Receivers of Revenue accounts for onward transfer to the Exchequer or directly to implementing agencies offering the service.

<sup>6</sup>The East Africa Tourist Visa accounts are accounts into which monies are received from the Immigration and Foreign Affairs collections departments for the East Africa Tourist Visa before being disbursed under an agreed sharing arrangement to the treasuries of the three partner states i.e. the Republic of Kenya, Republic of Rwanda and the Republic of Uganda. The Republic of Kenya shared revenue is received into the National Treasury receiver of revenue account for onward transfer to the Exchequer.

<sup>7</sup>Other payment and transfers amounting to KShs 12.13 Billion relates to settlement of overdraft account during the year, KShs 11.85 Billion translation losses on special project deposit accounts and E-Citizen and the East Africa tourist visa accounts amounting to KShs 0.125 Million and KShs 0.084 Million respectively.

<sup>8</sup>This is an adjustment to correct erroneously overstated prior year closing bank balances of Receivers of Revenues (RoR) as reported in the unaudited consolidated fund financial statements for FY 2019/2020. The adjustment is to agree the current years' opening balances as included in the consolidated fund financial statements to the audited RoR's financial statements for financial year 2019/2020.



## **5 Significant Accounting Policies**

### **a) Basis of preparation**

The Statement of Consolidated Fund Accounts has been prepared in accordance with the cash-basis International Public Sector Accounting Standards (IPSAS) as prescribed by Public Sector Accounting Standards Board and set out in the accounting policy notes below.

### **b) Reporting entity**

This report has been prepared by the National Treasury. The scope of consolidation is as set out on page (ii) of these financial statements.

### **c) Receipts**

Receipts include collections by the Receivers of Revenue and deposited in the Consolidated Fund pursuant to Article 206 of the Constitution of Kenya. This Article requires that all revenue collected by the National Government shall be deposited in the Consolidated Fund management through the National Exchequer Account maintained at the Central Bank of Kenya.

The receipts collected include tax collections, grants from development partners, proceeds from domestic and foreign borrowings and any other revenue that the Receivers of Revenue have been designated to collect.

Tax receipts collected by appointed agents such as Kenya Revenue Authority are recognized once they are remitted to the designated Receiver of Revenue.

### **d) Grants and loans from Development Partners**

Grants and loans received from development partners are recognized as receipts when the funds are received in the Consolidated Fund. The movement and the balances held in these accounts, if any, are disclosed by way of notes to the Statement of Consolidated Fund.

### **e) Budgetary Transfers**

Budgetary transfers relate to disbursements to National Governments voted entities and County Governments pursuant to the Appropriation Act and the County Allocation of Revenue Act (CARA) respectively subject to approval by Controller of Budget. These disbursements are regarded as "transfers" rather than expenditures. Actual payments against these transfers are reflected in the financial statement of the entities.

### **f) Bank and Cash balances**

Bank and cash balances relate to cash equivalent comprising of cash in transit and bank balances held in the consolidated accounts.

### **g) Restriction on Cash**

Restricted cash represents amounts that are limited/restricted from being used to settle a liability for at least twelve months after the reporting period. This cash is limited for direct use as required by stipulation. There were no restrictions on cash during the year.

### **h) Elimination**

The financial statements are aggregated on a line by line basis with the inter-entity transactions of receipts and payment being eliminated at consolidation level to avoid overstatement of receipts or payments.

### **i) Presentation Currency**

The financial statements are presented in Kenya Shillings (KShs), which is the functional and reporting currency of the Government and all values are rounded to the nearest Kenya Shilling.

## **6 Notes to the Financial Statements**

### **6.1 Receipts in the Consolidated Fund**

#### **6.1.1 Tax Receipts**

Tax receipts relate to remittances from Kenya Revenue Authority (KRA) to the Principal Secretary National Treasury being the designated Receiver of Revenue and are summarized below:

	30 <sup>th</sup> June 2023	30 <sup>th</sup> June 2022
	KShs	KShs
Taxes on Income, Profits and Capital Gains	947,182,708,540	879,963,120,730
Taxes on Property	12,399,441,850	51,289,316
Taxes on Goods and Services	816,410,323,091	776,860,719,333
Taxes on International Trade & Transactions	186,165,656,240	169,292,153,811
Other Taxes	5,792,083	15,131,422,887
<b>Total Tax Receipts</b>	<b>1,962,163,921,803</b>	<b>1,841,298,706,077</b>

See note 6.3 for a breakdown of tax receipts

#### **6.1.2 Non Tax Receipts**

Non tax receipts relates to fees and charges collected by designated Receivers of Revenue as shown below:

	KShs	KShs
Administrative Fees	53,932,442,945	51,168,109,124
Property Income	46,436,412,068	43,135,890,308
Fines, Penalties and Forfeitures	1,463,193,352	1,468,014,136
Sale of Goods and Services	1,931,497,085	777,157,512
Receipts from Railway Development Levy Fund	39,896,226,652	35,632,564,903
Receipts from Road Maintenance Levy Fund	86,437,369,000	87,429,174,000
Receipts from African Union and Other International Organisation Subscription Fund	5,923,259,521	6,103,455,747
Receipts from Sports, Arts and Social Development Fund	10,427,518,883	13,454,888,486
Other Receipts	23,141,556,123	6,512,628,631
<b>Total</b>	<b>269,589,475,629</b>	<b>245,681,882,847</b>

See note 6.3 and 6.5 for a breakdown of the portion of Non Tax Revenues.

#### **6.1.3 External Grants**

Some development partners channel their grants through the Exchequer Account while others channel their grants through the MDAs as Appropriation in Aid (direct payments). The grants channelled through the Exchequer Accounts are summarized below:

	30 <sup>th</sup> June 2023	30 <sup>th</sup> June 2022
	KShs	KShs
Grants from Foreign Governments	7,524,214,335	7,421,215,751
Grants from International Organizations	7,778,685,108	3,602,704,177
<b>Total Grants</b>	<b>15,302,899,443</b>	<b>11,023,919,928</b>

See note 6.2.3 for a detailed breakdown by development partners.

#### **6.1.4 Proceeds from Domestic Borrowing**

The following represents domestic borrowings through issuance of Treasury Bonds.

	30 <sup>th</sup> June 2023	30 <sup>th</sup> June 2022
	KShs	KShs
<b>Domestic Borrowing</b>		
Treasury Bonds	696,402,157,519	877,038,741,180
<b>Total Domestic Borrowing</b>	<b>696,402,157,519</b>	<b>877,038,741,180</b>

#### **6.1.5 Proceeds from External Borrowing**

The following represents external borrowing that include commercial loans and borrowings from Foreign Governments and International Organisations.

	30 <sup>th</sup> June 2023	30 <sup>th</sup> June 2022
	KShs	KShs
<b>External Borrowing</b>		
Commercial Loans	102,218,420,933	-
Foreign Governments and International Organisations	403,507,565,909	269,191,565,214
<b>Total External Borrowing</b>	<b>505,725,986,842</b>	<b>269,191,565,214</b>

See note 6.2.5 for a detailed breakdown of external borrowing by development partners received through the Exchequer.

## **6.2 Statement of Exchequer Receipts and Transfers**

This statement summarizes the receipts and transfers through the Exchequer Account for the financial year ended 30<sup>th</sup> June 2023.

The receipts represent Government revenue collected and received by the designated Receivers of Revenue and deposited into the Exchequer Account. The transfers represent the disbursements made to National Government Ministries, Departments and Agencies and County Governments pursuant to an Appropriation Act and CARA respectively.

		30 <sup>th</sup> June 2023	30 <sup>th</sup> June 2022
	Notes	Kshs	Kshs
<b>Opening balance</b>		<b>616,548,951</b>	<b>21,280,300,708</b>
<b>Receipts</b>			
Income Tax	6.2.2	1,961,969,728,861	1,839,473,162,334
Non Tax Income	6.2.2	97,311,942,659	101,497,970,074
Grants	6.2.3	15,302,899,443	11,023,919,928
Net Domestic Borrowings	6.2.4	696,402,157,519	877,038,741,180
External Borrowings	6.2.5	473,804,599,230	228,688,059,740
<b>Total Receipts</b>		<b>3,244,791,327,711</b>	<b>3,057,721,853,257</b>
<b>Transfers from the Exchequer</b>			
National Government Recurrent	6.2.6	1,221,568,076,570	1,205,909,373,883
National Government Development	6.2.6	308,032,344,879	341,005,827,118
Consolidated Fund Services	6.2.6	1,313,589,969,729	1,191,070,404,012
<b>Total National Government</b>		<b>2,843,190,391,178</b>	<b>2,737,985,605,013</b>
County Governments	6.2.6	399,600,000,000	340,400,000,000
<b>Total Transfers</b>		<b>3,242,790,391,178</b>	<b>3,078,385,605,013</b>
<b>Excess of Receipts over Transfers during the Year</b>		<b>2,000,936,532</b>	<b>(20,663,751,757)</b>
<b>Closing Cash Book Balance</b>		<b>2,617,485,484</b>	<b>616,548,951</b>



**Government of Kenya  
Financial Statements for the Consolidated Fund  
For the year ended 30<sup>th</sup> June 2023**

**6.2.1 Analysis of Budget versus Actuals**

The following is an analysis of actuals compared to budget for the receipts and payments made through the National Exchequer Account:

	Original Estimates	Supplementary Budget Adjustments	Revised Estimates	Total Actual 30 <sup>th</sup> June 2023	Variance 30 <sup>th</sup> June 2023	% Realized 30 <sup>th</sup> June 2023
	Kshs	Kshs	Kshs	Kshs	Kshs	
<b>Revenue Collections:</b>						
Opening Balance	-	-	-	616,548,952	-	-
Tax Revenue	2,071,923,833,574	7,914,068,312	2,079,837,901,886	1,961,969,728,861	117,868,173,025	94.30%
Non Tax Revenue	82,888,578,983	(4,099,182,430)	78,789,396,552	97,311,942,659	(18,522,546,106)	123.50%
Grants received through National Exchequer Account	12,477,874,803	11,207,336,823	23,685,211,626	15,302,899,443	8,382,312,183	64.60%
Proceeds from External Borrowings	336,853,641,307	152,879,316,256	489,732,957,563	473,804,599,230	15,928,358,334	96.70%
Domestic Borrowing	1,040,458,161,200	(92,351,249,888)	948,106,911,312	696,402,157,519	251,704,753,793	73.50%
<b>Sub-Total Exchequer Receipts for the Year</b>	<b>3,544,602,089,866</b>	<b>75,550,289,073</b>	<b>3,620,152,378,939</b>	<b>3,244,791,327,711</b>	<b>375,361,051,229</b>	<b>89.60%</b>
<b>Total Resources Available(Including opening Balance)</b>	<b>3,544,602,089,866</b>	<b>75,550,289,073</b>	<b>3,620,152,378,939</b>	<b>3,245,407,876,662</b>	<b>375,361,051,229</b>	<b>89.60%</b>
<b>Exchequer Transfers:</b>						
National Government Recurrent	1,178,399,125,393	90,413,305,464	1,268,812,430,857	1,221,568,076,570	47,244,354,287	96.30%
National Government Development	424,392,212,371	(50,393,970,370)	373,998,242,001	308,032,344,879	65,965,897,122	82.40%
County Governments	370,000,000,000	29,600,000,000	399,600,000,000	399,600,000,000	-	100.00%
Consolidated Fund Services	1,571,810,752,102	5,930,953,979	1,577,741,706,081	1,313,589,969,729	264,151,736,353	83.30%
<b>Total Exchequer Transfers</b>	<b>3,544,602,089,866</b>	<b>75,550,289,073</b>	<b>3,620,152,378,939</b>	<b>3,242,790,391,178</b>	<b>377,361,987,761</b>	<b>89.60%</b>

The original estimates were approved by the National Assembly via the Appropriation Acts for FY 2022/2023. The Appropriation Acts authorized the issue of monies out of the consolidated fund and its application toward the service of the year ending 30<sup>th</sup> June 2023 for certain public services and purposes.

## 6.2.2 Income Tax and Non Income Tax Receipts

The following analysis shows the types of receipts collected in the National Exchequer account:

	30 <sup>th</sup> June 2023	30 <sup>th</sup> June 2022
	KShs	KShs
<b>Income Tax</b>		
Taxes on Income, Profits and Capital Gains	947,182,708,540	879,963,120,730
Taxes on Goods and Services	958,742,051,863	909,172,638,612
Taxes in International Trade and Transactions	56,044,968,458	50,337,402,993
<b>Total Tax Income</b>	<b>1,961,969,728,861</b>	<b>1,839,473,162,334</b>
<b>Non Tax Income</b>		
Other Revenue	78,505,628,297	80,503,091,972
Fines, Penalties and Forfeitures	2,625,307,723	2,885,672,858
Other receipts Not Classified Elsewhere	16,181,006,639	18,109,205,244
<b>Total Non-Tax Income</b>	<b>97,311,942,659</b>	<b>101,497,970,074</b>
<b>Total Ordinary Revenue</b>	<b>2,059,281,671,519</b>	<b>1,940,971,132,408</b>

## 6.2.3 Grants

The direct budget support received from development partners channelled through the National Exchequer Account and is summarized below:

	30 <sup>th</sup> June 2023	30 <sup>th</sup> June 2022
	KShs	KShs
Grants from Foreign Governments	904,212,621	909,714,477
Grants from International Organizations	14,398,686,821	10,114,205,451
<b>Grand total</b>	<b>15,302,899,443</b>	<b>11,023,919,928</b>

The grants received through the National Exchequer Account is summarised below by the development partners.

Description	30 <sup>th</sup> June 2023	30 <sup>th</sup> June 2022
	KShs	KShs
<b>Grants from Foreign Governments</b>		
Government of Denmark	583,525,249	-
Government of Sweden	320,687,372	896,299,477
Government of Italy	-	13,415,000
<b>Total Grants from foreign Governments</b>	<b>904,212,621</b>	<b>909,714,477</b>
<b>Grants from International Organisations</b>		
African Union Mission in Somalia (AMISOM)	7,778,685,108	3,602,704,177
International Development Association (IDA)	1,442,390,056	1,319,562,401
The Global Fund	1,756,205,048	1,642,694,024
The United Nations Children's Fund (UNICEF)	-	113,989,000
International Fund for Agricultural Development (IFAD)	521,137,201	558,019,716
African Development Bank (ADB)	229,028,354	408,502,727
United Nations Development Programme (UNDP)	118,285,130	203,123,367
United Nations Environmental Programme (UNEP)	30,676,528	115,855,759
Alliance for a Green Revolution in Africa (AGRA)	-	287,616,085
European Economic Community Funds	1,535,778,059	1,396,916,126
DANIDA	623,600,493	465,222,069
KFW Germany	145,038,664	-



**Government of Kenya**  
**Financial Statements for the Consolidated Fund**  
**For the year ended 30<sup>th</sup> June 2023**

Description	30 <sup>th</sup> June 2023	30 <sup>th</sup> June 2022
	KShs	KShs
Green Climate Fund	51,762,591	-
Swedish International Development Cooperation Agency (SIDA)	118,736,310	-
Intergovernmental Authority on Development (IGAD)	28,283,703	-
World Food Programme (WFP)	19,079,577	-
<b>Total Grants from International Organisations</b>	<b>14,398,686,821</b>	<b>10,114,205,451</b>
<b>Total</b>	<b>15,302,899,443</b>	<b>11,023,919,928</b>

#### 6.2.4 Transfers from Domestic Borrowing Accounts to Exchequer Account

The proceeds from domestic borrowing are summarised below:

	30 <sup>th</sup> June 2022	30 <sup>th</sup> June 2021
	KShs	KShs
Treasury Bonds	696,402,157,519	877,038,741,180
<b>Total proceeds</b>	<b>696,402,157,519</b>	<b>877,038,741,180</b>

#### 6.2.5 Transfers of Proceeds from External Borrowing to Exchequer Account

The following loans amount was received through the National Exchequer Account as summarised below:

	30 <sup>th</sup> June 2023	30 <sup>th</sup> June 2022
	KShs	KShs
External Borrowings received through the Exchequer	473,804,599,230	228,688,059,740
<b>Total External borrowings</b>	<b>505,725,986,842</b>	<b>269,191,565,214</b>

The proceeds from External Borrowing received through the National Exchequer Account is summarised below by the development partners.

## 6.2.5 Transfers of Proceeds from External Borrowing to Exchequer Account (continued)

Description	30 <sup>th</sup> June 2023	30 <sup>th</sup> June 2022
	KShs	KShs
<b>Commercial Financing</b>		
Eastern and Southern Africa Trade and Development Bank	102,218,420,933	-
<b>Total Commercial Financing</b>	<b>102,218,420,933</b>	<b>-</b>
<b>Borrowings from International Organisations</b>		
International Development Association (IDA)	48,057,045,203	134,379,295,406
International Fund for Agricultural Development (IFAD)	3,672,306,993	1,385,076,727
Agence Francaise de Developpement (AFD)	475,763,037	1,523,479,145
African Development Bank (ADB)	23,974,003,670	15,242,972,678
European Development Fund (EDB)	4,237,567,029	1,044,425,875
Government of Spain	155,583,260,538	-
Government of Germany	-	1,661,569,527
Financing under the Rapid Credit Facility (IMF)	125,675,773,198	69,892,720,383
Covid -19	6,235,682,225	-
Government of Italy	271,535,110	-
KFW Germany	3,403,241,295	-
JICA	-	3,558,520,000
<b>Total borrowing from International Organisations through exchequer</b>	<b>371,586,178,297</b>	<b>228,688,059,740</b>
<b>Sub-Total</b>	<b>473,804,599,230</b>	<b>228,688,059,740</b>
External Borrowing received via Special Project Deposit accounts	31,921,387,612	40,503,505,474
<b>Total in exchequer and special deposit accounts</b>	<b>505,725,986,842</b>	<b>269,191,565,214</b>

## 6.2.6 Exchequer Transfers

The summary details of exchequer transfers per institution are shown below:

		30 <sup>th</sup> June 2023	30 <sup>th</sup> June 2022
		KShs	KShs
National Government Recurrent	Appendix 1.1	1,221,568,076,570	1,205,909,373,883
National Government Development	Appendix 1.2	308,032,344,879	341,005,827,118
National Government Consolidated Fund Services	Appendix 1.3	1,313,589,969,729	1,191,070,404,012
County Governments	Appendix 1.4	399,600,000,000	340,400,000,000
<b>Net Exchequer Transfers</b>		<b>3,242,790,391,178</b>	<b>3,078,385,605,013</b>

See Appendix 1 for a detailed analysis of the above exchequer transfers by entity.



**Government of Kenya  
Financial Statements for the Consolidated Fund  
For the year ended 30<sup>th</sup> June 2023**

**6.3 Statement of Receivers of Revenue**

This statement shows the consolidated receipts through the Receivers of Revenue and subsequent transfers to the Exchequer Account.

**6.3.1 Summary Movement of Receivers of Revenue Accounts for the financial year ended 30<sup>th</sup> June 2023**

Receivers of Revenue (RoR)	Total Opening Balances KShs	Opening Balance Adjustment KShs	Total Tax Receipts KShs	Total Non-Tax Receipts KShs	Total Loans KShs	Total Receipts KShs	Transfers to the Exchequer by RoR KShs	Closing Balance KShs
1 Exchequer	-	-	-	-	-	-	-	-
Principal Secretary to the National Treasury - Taxes	-	-	1,961,969,728,861	76,553,415,475	-	2,038,523,144,336	(2,038,523,144,336)	-
Principal Secretary - National Treasury - Public Debt Management Office/ ERD	-	-	-	7,524,214,335	1,098,645,095,798	1,106,169,310,133	(1,106,169,310,133)	-
Principal Secretary to the National Treasury - Pensions	-	-	-	282,191,910	-	282,191,910	(282,191,910)	-
Principal Secretary to the Ministry of Lands and Physical Planning	30,940,715	-	194,192,942	1,463,963,497	-	1,658,156,439	(1,675,864,342)	13,232,812
Chief Registrar - The Judiciary	210,150,724	-	-	2,625,307,723	-	2,625,307,723	(2,625,307,723)	210,150,724
Business Registration Services	-	8,937,153	-	1,151,632,724	-	1,151,632,724	(1,148,224,683)	12,345,195
State Law Office and Department of Justice	168,902,438	-	-	231,320,943	-	231,320,943	(199,102,246)	201,121,135
Principal Secretary to the State Department for Defence	496,791,300	-	-	3,840,316,475	-	3,840,316,475	(4,313,919,945)	23,187,830
State Department for Immigration & Citizen Services	-	-	-	18,044,889,478	-	18,044,889,478	(18,044,889,478)	-
Principal Secretary to the State Department for Fisheries and the Blue Economy	-	-	-	130,311,440	-	130,311,440	(130,311,440)	-
Principal Secretary to the Ministry of Mining	-	-	-	3,648,921,434	-	3,648,921,434	(3,648,921,434)	-
<b>TOTAL FY 2022/23</b>	<b>906,785,177</b>	<b>8,937,153</b>	<b>1,962,163,921,803</b>	<b>115,496,485,433</b>	<b>1,098,645,095,798</b>	<b>3,176,305,503,035</b>	<b>(3,176,761,187,670)</b>	<b>460,037,695</b>

<sup>1</sup>The Kshs 3,176,761,187,670 transferred to Exchequer includes Kshs 1,106,169,310,133 relating to domestic borrowing and Kshs 2,070,136,192,901 from the other Receivers of Revenue. .

<sup>2</sup>The total loan of Kshs 1,098,645,095,798 is inclusive of Kshs 402,242,938,280 that were received through the Receivers of Revenues while the amount of Kshs 696,402,157,519 relates to the amount collected from net domestic borrowing.

**Government of Kenya**  
**Financial Statements for the Consolidated Fund**  
**For the year ended 30<sup>th</sup> June 2023**

**6.3.2 Summary Movement of Receivers of Revenue Accounts for the financial year ended 30<sup>th</sup> June 2022**

Receivers of Revenue (RoR)	Total Opening Balances	Opening Balance Adjustment	Total Tax Receipts	Total Non-Tax Receipts	Total Grants	Total Loans	Total Receipts	Transfers to the Exchequer by RoR	Closing Balance
	KShs	KShs	KShs	KShs	KShs	KShs	KShs	KShs	KShs
1 Principal Secretary to the National Treasury - Taxes	-	-	1,839,474,293,318	51,995,652,741	-	-	1,891,469,946,059	(1,891,469,946,059)	-
2 Principal Secretary to the National Treasury - Resource Mobilisation Department	94,104	(94,104)	-	-	7,421,215,751	184,028,361,900	191,449,577,651	(191,449,577,651)	-
3 Principal Secretary to the National Treasury - Debt	-	-	-	-	-	877,038,741,180	877,038,741,180	(877,038,741,180)	-
4 National Treasury - Pensions	-	-	-	588,577,979	-	-	588,577,979	(588,577,979)	-
5 Principal Secretary to the Ministry of Lands and Physical Planning	32,551,040	-	56,389,202	1,329,850,424	-	-	1,386,239,626	(1,387,849,951)	30,940,715
6 Chief Registrar - The Judiciary	476,031,828	-	-	2,621,186,205	-	-	2,621,186,205	(2,887,067,309)	210,150,724
7 Office of the Attorney General and Department of Justice	168,847,855	-	-	223,016,181	-	-	223,016,181	(222,961,598)	168,902,438
8 Principal Secretary to the State Department for Defence	-	-	-	815,017,016	3,602,704,177	-	4,417,721,193	(3,920,929,893)	496,791,300
9 State Department for Immigration & Citizen Services	-	-	-	14,423,267,175	-	-	14,423,267,175	(14,423,267,175)	-
10 Principal Secretary to the State Department for Fisheries and the Blue Economy	-	-	-	114,386,042	-	-	114,386,042	(114,386,042)	-
11 Principal Secretary to the Ministry of Mining	-	-	1,768,023,557	968,803,450	-	-	2,736,827,007	(2,736,827,007)	-
<b>TOTAL FY 2021/22</b>	<b>677,524,827</b>	<b>(94,104)</b>	<b>1,841,298,706,077</b>	<b>73,079,757,213</b>	<b>11,023,919,928</b>	<b>1,061,067,103,080</b>	<b>2,986,469,486,298</b>	<b>(2,986,240,131,844)<sup>1</sup></b>	<b>906,785,177</b>

<sup>1</sup>The Kshs 2,986,469,486,298 transferred to Exchequer includes Kshs 877,038,741,180 relating to domestic borrowing and Kshs 1,752,970,464,227 from the other Receivers of Revenue.

**Government of Kenya**  
**Financial Statements for the Consolidated Fund**  
**For the year ended 30<sup>th</sup> June 2023**

**6.4 Domestic Borrowing Accounts**

National Treasury operates a number of deposit accounts for revenue collection, borrowing and other specific purposes. These include the trading accounts for treasury bills (net) and treasury bonds, as well as the overdraft account. This statement consolidates the domestic borrowing accounts, showing the receipts and transfers through the domestic borrowing accounts.

**6.4.1 Movement of Domestic Borrowing Accounts for financial year ended 30<sup>th</sup> June 2023**

Items	Treasury Bond Account Kshs	Treasury Bills (Net) Account Kshs	Overdraft Account Kshs	30 <sup>th</sup> June 2023 KShs	30 <sup>th</sup> June 2022 KShs
Opening balance	-	-	(58,502,251,034)	(58,502,251,034)	(59,279,439,340)
Net domestic borrowing					
New Issues of Treasury Bonds	696,402,157,519	-	-	696,402,157,519	877,038,741,180
Net Borrowing	696,402,157,519	-	-	696,402,157,519	877,038,741,180
Transfers					
Net transfer between Treasury Bills a/c and Overdraft a/c	-	1,671,477,952,275	(1,689,432,628,280)	(17,954,676,005)	777,188,306
Net inter-account transfers	-	1,671,477,952,275	(1,689,432,628,280)	(17,954,676,005)	777,188,306
Transfers to Exchequer					
Transfer from Treasury Bonds to Exchequer a/c	(696,402,157,519)	-	-	(696,402,157,519)	(877,038,741,180)
Transfer from Treasury Bills to Exchequer a/c	-	(1,671,477,952,275)	1,671,477,952,275	-	-
Total Transfers to Exchequer	(696,402,157,519)	(1,671,477,952,275)	1,671,477,952,275	(696,402,157,519)	(877,038,741,180)
Closing balances	-	-	(76,456,927,039)	(76,456,927,039)	(58,502,251,034)
Represented by:					
Bank balances	-	-	(76,456,927,038)	(76,456,927,038)	(58,502,251,034)



**Government of Kenya**  
**Financial Statements for the Consolidated Fund**  
**For the year ended 30<sup>th</sup> June 2023**

**6.4.2 Movement of Domestic Borrowing Accounts for financial year ended 30<sup>th</sup> June 2022**

Items	Treasury Bond Account Kshs	Treasury Bills (Net) Account Kshs	Overdraft Account Kshs	30 <sup>th</sup> June 2022 KShs	30 <sup>th</sup> June 2021 KShs
Opening balance	-	-	(59,279,439,340)	(59,279,439,340)	(47,149,778,516)
<b>Net domestic borrowing</b>					
New Issues of Treasury Bonds	877,038,741,180	-	-	1,007,442,314,656	790,577,923,686
<b>Net Borrowing</b>	<b>877,038,741,180</b>	<b>-</b>	<b>-</b>	<b>877,038,741,180</b>	<b>790,577,923,686</b>
<b>Transfers</b>					
Net transfer between Treasury Bills a/c and Overdraft a/c	-	1,189,160,653,798	(1,188,383,465,492)	777,188,306	(12,129,660,824)
<b>Net inter-account transfers</b>		<b>1,189,160,653,798</b>	<b>(1,188,383,465,492)</b>	<b>777,188,306</b>	<b>(12,129,660,824)</b>
<b>Transfers to Exchequer</b>					
Transfer from Treasury Bonds to Exchequer a/c	(877,038,741,180)	-	-	(877,038,741,180)	(790,495,318,240)
Transfer from Treasury Bills to Exchequer a/c		(1,189,160,653,798)	1,189,160,653,798	-	(82,605,446)
<b>Total Transfers to Exchequer</b>	<b>(877,038,741,180)</b>	<b>(1,189,160,653,798)</b>	<b>1,189,160,653,798</b>	<b>(877,038,741,180)</b>	<b>(790,577,923,686)</b>
<b>Closing balances</b>			<b>(58,502,251,034)</b>	<b>(58,502,251,034)</b>	<b>(59,279,439,340)</b>
<b>Represented by:</b>					
<b>Bank balances</b>			<b>(58,502,251,034)</b>	<b>(58,502,251,034)</b>	<b>(9,279,439,340)</b>

## 6.5 Statement of Special Funds

Special Funds are entities authorised by legislation other than an Appropriation Act to receive and pay out money. These funds include the Petroleum Development Levy Fund (consolidated within the National Treasury receiver of revenue financial statements), Railway Development Levy Fund, Road Maintenance Levy Fund, The African Union and Other International Organization Subscription Fund and Sports, Arts and Social Development Fund.

Pursant to the enactment of Miscellaneous Fee and Levies Act No. 29 of 2016, the African Union and Other International Organization Subscription Fund was established in the financial year 2016/17. Out of the import declaration fee which is 2% of the customs value collected by the Kenya Revenue Authority, 10% of the fee is paid into the African Union and Other International Organization Subscription Fund established and managed in accordance with the Public Finance Management Act, No. 18 of 2012. The monies in the fund are to be used for payment of Kenya's contribution to the African Union and any other international organisation to which Kenya has a financial obligation.

The Sports, Arts and Social Development Fund is mandated by Legal Notice No. 194 of the Public Finance Act (Sports, Arts and Social Development Fund) Regulations 2018 dated 25th October 2018 to receive all proceeds required to be paid into the Fund under Section 69(A) of the Betting and Gaming Act, Section 35(5A) of the Income Tax Act and Section 36(5) of the Excise Duty Act, 2015.

### 6.5.1 Statement of Receipts and Transfers From Special Funds

This statement summarizes the receipts and transfers through the three Special Funds for the financial year ended 30<sup>th</sup> June 2023.

Receiver of Revenue (RoR)	SF-Railway Development Levy Fund	SF-Road Maintenance Levy Fund	SF- African Union and Other International Organization Subscription Fund	SF - Sports, Arts and Social Development Fund	30 <sup>th</sup> June 2023	30 <sup>th</sup> June 2022
	KShs	KShs	KShs	KShs	KShs	KShs
<b>Total Opening Balances</b>	23,796,410,926	67,347,033,142	3,838,412,801	-2,303,144,246	92,678,712,623	74,074,557,194
<b>Total Receipts</b>	39,896,226,652	86,437,369,000	5,923,259,521	10,427,518,883	142,684,374,056	142,620,083,136
<b>Transfers to Public Entities*</b>	28,173,372,446	80,772,580,000	4,389,587,284	7,951,585,007	121,287,124,737	124,015,927,707
<b>Closing Balances</b>	35,519,265,132	73,011,822,142	5,372,085,038	172,789,630	114,075,961,942	92,678,712,623

**Government of Kenya**  
**Financial Statements for the Consolidated Fund**  
**For the year ended 30<sup>th</sup> June 2023**

**6.5.2 Transfers from Special Funds**

The table below summarized the transfers made from the Special Funds to the respective public entities:

	30 <sup>th</sup> June 2023	30 <sup>th</sup> June 2021
	KShs	KShs
<b>Railway Development Levy Operations Account/NT</b>	28,173,372,446	26,844,351,913
<b>Road Maintenance Fund</b>		
Kenya Roads Board	6,800,365,000	1,577,800,000
Kenya National Highways Authority	6,800,365,000	26,592,551,000
Kenya National Highways Authority	27,740,461,000	14,190,870,000
Kenya Urban Roads Authority	21,761,169,000	6,651,970,000
Kenya Wildlife Service	10,200,548,000	651,339,000
Ministry of Infrastructure	680,037,000	6,513,388,000
Conditional allocation	-	-
Other Programmes	-	9,770,082,000
Road Annuity Programme	-	12,942,000,000
<b>Total</b>	<b>80,772,580,000</b>	<b>78,890,000,000</b>
<b>The African Union &amp; Other International Organisations Subscription Fund</b>		
Subscription Payments to International Organisations	4,389,587,284	4,563,260,058
Subscription fees and other charges	-	-
<b>Total</b>	<b>4,389,587,284</b>	<b>4,563,260,058</b>
<b>Sports, Arts and Social Development Fund</b>		
Social Development including Universal Health Care	1,264,591,806	2,266,226,520
Promotion and Development of Sports and Arts	6,686,993,201	11,452,089,216
<b>Total</b>	<b>7,951,585,007</b>	<b>13,718,315,736</b>
<b>Grand Total</b>	<b>121,287,124,737</b>	<b>124,015,927,707</b>

## **6.6 Statement of Special Projects Deposit Accounts**

### **6.6.1 Flow of Donor Funds/Disbursements**

The development partners disburse grants or loan proceeds to the government, using a Special Project Deposit accounts to finance eligible expenditures as they are incurred. These accounts are maintained either at CBK or commercial banks and are managed by the National Treasury through Central Bank of Kenya. Upon request by the National Treasury, the funds are disbursed through the Exchequer account and then remitted to the beneficiary Project through the respective voted Ministry or Department.

At the request of the National Treasury, disbursements may be made from the Special Deposit Account directly to the the project or to the suppliers for payment of goods or services.

### **6.6.2 Summary of movement of funds during FY 2022/2023**

During the financial year 2022/2023, the accounts had an opening balance of Kshs 23.82 Billion (PY: Kshs 23.5 Billion), received Kshs 103.48 Billion (PY: Kshs 85.16 Billion) from the development partners, disbursed a total of Kshs 71.56 Billion (PY: Kshs 71.48 Billion) and ended with a closing balance of Kshs 29.06 Billion (PY: Kshs 28.82 Billion).

The summary movement of funds through these accounts are shown below while the detailed movement indicating the project number is provided under Appendix 2:

	<b>30<sup>th</sup> June 2023</b>	<b>30<sup>th</sup> June 2022</b>
	<b>KShs</b>	<b>KShs</b>
<b>Opening balance</b>	<b>23,821,486,403</b>	<b>23,536,048,813</b>
Receipts from development partners	103,483,048,562	85,163,203,314
Disbursements to projects through the Echequer Accounts	(71,561,660,950)	(71,481,721,413)
Payments to supplier or direct transfer to projects	(28,732,415,263)	(13,622,795,145)
Exchange (loss)/gain	5,259,010,510	226,750,834
<b>Closing Balance Represented by Bank Balances</b>	<b>32,269,469,262</b>	<b>23,821,486,403</b>



## **6.7 Statement of E-Citizen revenue control accounts**

### **6.7.1 Flow of Funds**

As part of the transformation in the delivery of Government services, a Presidential Directive was issued on 30<sup>th</sup> November 2013 requiring all payments into Government to be digitalized starting 1<sup>st</sup> April 2014, this was to enhance the efficiency of service delivery to citizens while enabling them to pay for the services more conveniently.

Subsequently, a Taskforce on Government Digital Payments was established vide Gazette Notice No 2725 of April 24<sup>th</sup> 2014 to spearhead the digitization of Government payments.

The Taskforce set up the e-Citizen portal which was integrated with mobile money and visa/credit card payment providers to enable citizens make electronic payments for services requested through the portal. Funds collected from various payment providers are settled into a collection bank account and the Government revenues transferred to the entities accounts at the Central Bank of Kenya.

### **6.7.2 Summary of movement of funds during FY 2022/2023**

During the financial year 2022/2023 the accounts had an opening balance of Kshs 475.93 Million (PY: KShs 1,403.07 Million), received KShs 26.41 Billion (PY: KShs 21.20 Billion) for public related services, disbursed KShs 15.62 Billion (PY: KShs 13.84 Billion) to National Government Receivers of Revenue and KShs 4.27 Billion (PY: KShs 2.92 Billion) to County Governments and other Receivers, incurred other charges amounting to KShs 307.4 Million (PY: KShs 1.53 Billion) and ended with a closing balance of KShs 441.9 Million (PY: KShs 492.5 Million).

The summary movement of funds through these accounts are shown below:

	30 <sup>th</sup> June 2023	30 <sup>th</sup> June 2022
	KShs	KShs
<b>Opening balance</b>	492,533,205	1,403,078,817
<b>Adjustments to opening balances (Note 6.9)</b>	(16,595,000)	-
	475,938,205	1,403,078,817
<b>Exchequer Funds</b>		
Business Registration Services	1,148,101,023	972,674,372
Ministry of Lands And Physical Planning Revenue Collection	3,425,343	262,598
Ministry of Mining	359,500	5,785,000
Registrar of Motor Vehicles	3,554,765,789	3,363,461,730
Civil Registration Department	19,947,100	20,570,940
Directorate of Criminal Investigations	1,278,450,000	1,041,039,000
Department of Immigration	9,500,459,550	8,426,789,900
State Law Office and Department of Justice	64,504,900	56,502,150
Kenya Deposit Insurance Corporation	40	-
<b>Total</b>	<b>16,045,951,410</b>	<b>15,290,164,507</b>
<b>Counties Revenue Fund (CRF)</b>		
Mombasa County Government Revenue Fund Account	934,424,072	828,279,839
Kisumu County Government Revenue Fund Account	149,922,532	151,218,236
Narok County Revenue Fund	83,950	-
<b>Total</b>	<b>1,084,430,554</b>	<b>979,498,075</b>



**Government of Kenya**  
**Financial Statements for the Consolidated Fund**  
**For the year ended 30<sup>th</sup> June 2023**

	30 <sup>th</sup> June 2023	30 <sup>th</sup> June 2022
	KShs	KShs
<b>Semi Autonomous Government Agencies</b>		
NTSA Revenue Collection Account	1,774,725,518	1,104,954,495
National Construction Authority	922,986,000	717,098,110
National Environmental Management Authority	444,963,187	97,691,211
Kenya National Qualifications Authority	24,561,003	25,186,092
Registrar of Political Parties	60,600	2,068,740.00
Kenya Deposit Insurance Corporation	-	19,950.00
Tourism Regulatory Authority	559,360	-
National Biosafety Authority	980	-
Anti-Counterfeit Agency	8,850	-
Kenya Nuclear Regulatory Authority	5,700	-
Port Health Services	4,750	-
<b>Total</b>	<b>3,167,875,948</b>	<b>1,947,018,598</b>
Commission (Convenience fees)	345,727,650	299,662,049
<b>Total</b>	<b>345,727,650</b>	<b>299,662,049</b>
<b>Collections in USD</b>		
Department of Immigration	5,774,214,844	3,783,300,174
NTSA Revenue Collection Account	77,587,598	77,470,639
National Construction Authority	15,853,610	17,248,057
East Africa Entry Visa	239,356,135	121,615,369
Commission (Convenience fees) USD	131,055,757	86,258,598
<b>Total</b>	<b>6,238,067,944</b>	<b>4,085,892,837</b>
<b>Total funds available for Transfer during the Year</b>	<b>26,882,053,506</b>	<b>22,602,236,066</b>
<b>Transfers</b>		
<b>National Government Receiver of Revenues</b>		
Registrar of Motor Vehicles - NTSA	3,568,233,759	3,352,846,855
Civil Registration Department	19,913,020	20,536,800
Directorate of Criminal Investigations	1,282,403,000	1,037,608,000
State Department for Interior	9,534,241,050	8,394,006,750
Ministry of Lands Housing & Urban Development	3,425,343	262,823
Business Registration Services	1,151,953,423	5,905,000
Ministry of Mining	357,550	968,803,450
State Law Office and Department of Justice	61,781,350	56,023,750
<b>Total National Government Receiver of Revenues</b>	<b>15,622,308,495</b>	<b>13,835,993,428</b>
<b>Counties Revenue Fund (CRF)</b>		
Mombasa	937,147,867	827,971,975
Kisumu	149,993,536	151,588,667
Narok County Revenue Fund	83,950.00	-
<b>Total Disbursements to County Government</b>	<b>1,087,225,353</b>	<b>979,560,642</b>

**Government of Kenya**  
**Financial Statements for the Consolidated Fund**  
**For the year ended 30<sup>th</sup> June 2023**

	30 <sup>th</sup> June 2023	30 <sup>th</sup> June 2022
	KShs	KShs
<b>Semi Autonomous Government Agencies</b>		
National Transport and Safety Authority (NTSA)	1,772,042,993	1,101,365,480
National Construction Authority	936,828,500	714,046,610
Higher Education Loans Board	-	-
National Environmental Management Authority	446,654,736	94,779,061
Kenya National Qualifications Authority	24,493,003	25,237,092
Registrar of Political Parties	-	1,042,410
Tourism Regulatory Authority	536,350	
<b>Total Semi Autonomous Government Agencies</b>	<b>3,180,555,582</b>	<b>1,936,470,653</b>
Commission (Convenience fees) - ICTA	149,114,600	-
Commission (Convenience fees) - Exchequer	27,827,260	1,324,958,296
<b>Total</b>	<b>176,941,860</b>	<b>1,324,958,296</b>
<b>Total Transfers in Kshs</b>	<b>20,067,031,290</b>	<b>18,076,983,019</b>
<b>Transfers (USD )</b>		
State Department for Interior	5,909,283,224	3,614,438,752
National Transport and Safety Authority	79,173,824	77,180,061
National Construction Authority	15,786,594	17,394,457
East Africa Entry Visa	238,410,536	120,131,235
<b>Total</b>	<b>6,242,654,178</b>	<b>3,829,144,505</b>
Commission (Convenience fees- USD) and other charges	130,476,103	203,575,337
<b>Total</b>	<b>130,476,103</b>	<b>203,575,337</b>
<b>Total Transfers USD</b>	<b>6,373,130,281</b>	<b>4,032,719,842</b>
<b>Total transfers and commissions</b>	<b>26,440,161,571</b>	<b>22,109,702,861</b>
<b>Cash in Transit - Closing Balance</b>	<b>441,891,935</b>	<b>492,533,205</b>

## 6.8 Statement of East Africa Visa Tourist Accounts

### 6.8.1 Flow of Funds

Following the directives from the first and second infrastructure summits of Heads of state of the Republic of Kenya, the Republic of Rwanda and the Republic of Uganda held respectively in Entebbe Uganda on 24<sup>th</sup>-25<sup>th</sup> June 2013 and in Mombasa on 28<sup>th</sup> August 2013, an MOU was entered into between the parties in order to establish an East Africa Tourist Visa to enable tourist visit all the three countries with single visa. This is to enhance cooperation and promotion of tourism of the partner states as a single tourist destination. An East Africa tourist visa (EATV) is to be issued upon payment of USD 100 or the equivalent foreign currency.

The modalities of sharing revenues from East Africa tourist visa is as follows; 10% to be retained by the issuing party to support its administration cost including the bank charges accrued therein while the remaining 90% shall be shared equally among the parties each receiving 30%.

The Memorandum of Understanding was signed and sealed on 27<sup>th</sup> October, 2013.



## **6.8.2 Summary of movement of funds during FY 2022/2023**

### **6.8.2.1 East Africa Partner States**

The summary movement of funds below represents East Africa partner states, allocated portion, of:

- i) Monies received from the Immigration and Foreign Affairs collections departments for the East Africa tourist visa arising from sticker sales,
- ii) Shared revenue received from the respective partner states and;
- iii) Amounts disbursed to the treasuries of the respective partner states for onward transfer to the Exchequer.

### **6.8.2.1 East Africa Partner States (continued)**

During the financial year 2022/2023 the accounts had an opening balance of KShs Nil (PY: KShs Nil), received KShs 286.7 Million (PY: KShs 202.20 Million) for the East Africa visa sticker sales and shared revenue received from the respective partner states, disbursed KShs 305.4 Million (PY: KShs 204.51 Million) to the treasuries of the respective partner states, earned/(incurred) bank charges and net exchange gain/(loss) amounting to KShs 18.7 Million (PY: KShs 2.31 Million) and ended with a closing balance of KShs Nil (PY: KShs Nil).

The summary movement of funds through these accounts are shown below:

#### **A) Summary Movement of funds for the financial year ended 30<sup>th</sup> June 2023**

Description	30 <sup>th</sup> June 2023	30 <sup>th</sup> June 2022
	KShs	KShs
<b>Opening Balances:</b>		
From Partner States Share		
Sticker Sales	-	-
<b>Total Opening Balances:</b>	-	-
<b>Receipts:</b>		
Receipts from Sticker sales	286,680,599	202,200,482
<b>Total Receipts</b>	<b>286,680,599</b>	<b>202,200,482</b>
<b>Disbursements:</b>		
Disbursements to Partner States	(140,716,542)	(100,436,170)
Disbursements to National Treasury Receiver of Revenue	(164,683,700)	(104,076,119)
<b>Total Disbursements</b>	<b>(305,400,242)</b>	<b>(204,512,289)</b>
<b>Other Charges:</b>		
Bank Charges	-	(558,911)
Foreign Exchange gain/(loss)	18,719,643	2,870,719
<b>Total Other Charges</b>	<b>18,719,643</b>	<b>2,311,808</b>
<b>Closing Balance:</b>		
Sticker sales	-	-
<b>Total Closing Balances</b>	-	-
<b>Represented By:</b>		
CBK USD Account	-	-
<b>Total</b>	-	-

### 6.8.2.1 East Africa Partner States (continued)

#### B) Summary Movement of funds for the financial year ended 30<sup>th</sup> June 2022

Description	30th June 2022	30th June 2021
	KShs	KShs
<b>Opening Balances:</b>		
From Partner States Share		
Sticker Sales	-	-
<b>Total Opening Balances:</b>	-	-
<b>Receipts:</b>		
Receipts from Sticker sales	202,200,482	8,874,432
<b>Total Receipts</b>	<b>202,200,482</b>	<b>8,874,432</b>
<b>Disbursements:</b>		
Disbursements to Partner States	(100,436,170)	(3,125,494)
Disbursements to National Treasury Receiver of Revenue	(104,076,119)	(5,496,020)
<b>Total Disbursements</b>	<b>(204,512,289)</b>	<b>(8,621,514)</b>
<b>Other Charges:</b>		
Bank Charges	(558,911)	(221,393)
Foreign Exchange gain/(loss)	2,870,719	(31,525)
<b>Total Other Charges</b>	<b>2,311,808</b>	<b>(252,918)</b>
<b>Closing Balance:</b>		
Sticker sales	-	-
<b>Total Closing Balances</b>	-	-
<b>Represented By:</b>		
CBK USD Account	-	-
<b>Total</b>	-	-

### 6.9 Prior Year Adjustment

Description	30th June 2023	30th June 2022
	KShs	KShs
Receivers of Revenue (RoR)	8,937,153	(94,104)
E - Citizen receiver account	(16,595,000)	901,307
East Africa Tourist Visa account	-	782,829
<b>Total</b>	<b>(7,657,847)</b>	<b>1,590,034</b>

Relates to adjustments to correct understated closing bank balances of Receivers of Revenues (RoR), E-Citizen and East Africa Tourist Visa accounts as reported in the consolidated fund financial statements for FY 2021/2022.

The prior year adjustment relates to Business Registration Service for monies collected in the prior year but yet to be remitted to the exchequer and not captured in the opening balances of BRS. E- Citizen had in the previous year erroneously recorded Kshs 16.5 million in its bank balances as instead of inclusion in the transfers to exchequer. These balances has now been captured to correct the opening balance.



**Government of Kenya  
Financial Statements for the Consolidated Fund  
For the year ended 30<sup>th</sup> June 2023**

**Appendix 1: Statement of Actual Receipts and Net Exchequer Issues as at 30<sup>th</sup> June, 2023**

The following tables show the details of the transfers to the respective voted entities for the Financial Year ended 30<sup>th</sup> June 2023.

**1.1 National Government Recurrent Budget FY 2022/2023**

Ministries Departments and Agencies	Original Estimates Recurrent Kshs	Revised Estimates Recurrent Kshs	Actual Transfer Recurrent as at 30 <sup>th</sup> June 2023 Kshs	% Issued 2022/23 Kshs
The Executive Office of the President	8,004,798,389	18,143,627,120	16,362,559,849	90.20%
Office of the Deputy President	-	1,015,200,072	959,102,288	94.50%
Office of the Prime Cabinet Secretary	-	853,205,101	661,027,028	77.50%
State Department for Interior and Citizen Services	134,653,904,522	104,892,725,352	104,892,725,352	100.00%
State Department for Correctional Services	31,049,751,550	31,562,843,797	31,172,484,167	98.80%
State Department for Immigration and Citizen Services	-	1,907,169,649	1,825,067,701	95.70%
National Police Service	-	25,180,089,940	23,537,839,510	93.50%
State Department for Internal Security & National Administration	-	8,815,467,862	7,515,355,506	85.30%
State Department for Devolution	1,444,910,000	1,505,500,371	1,505,500,317	100.00%
State Department for Development of the ASAL	1,059,230,000	6,376,985,470	5,227,100,183	82.00%
Ministry of Defence	128,215,300,000	135,615,483,200	127,429,811,242	94.00%
Ministry of Foreign Affairs	16,815,679,618	14,055,218,363	13,865,542,955	98.70%
State Department for Foreign Affairs	-	5,196,322,860	4,370,391,130	84.10%
State Department for Diaspora Affairs	-	658,000,000	373,441,524	56.80%
State Department for Vocational and Technical Training	14,407,500,000	14,523,157,340	12,797,936,573	88.10%
State Department for University Education	60,477,800,000	60,644,650,655	60,525,959,601	99.80%
State Department for Early Learning & Basic Education	93,869,000,000	109,167,206,354	107,159,226,661	98.20%
State Department for Post Training and Skills Development	283,600,000	129,362,548	126,846,423	98.10%
State Department for Implementation of Curriculum Reforms	339,299,400	204,865,398	174,512,695	85.20%
The National Treasury	46,408,271,607	51,960,645,193	42,921,979,824	82.60%

**Government of Kenya**  
**Financial Statements for the Consolidated Fund**  
**For the year ended 30<sup>th</sup> June 2023**

Ministries Departments and Agencies	Original Estimates Recurrent	Revised Estimates Recurrent	Actual Transfer Recurrent as at 30 <sup>th</sup> June 2023	% Issued 2022/23
State Department for Planning	3,884,480,000	3,739,325,187	3,737,027,521	99.90%
Ministry of Health	48,838,000,000	48,752,609,739	48,070,747,148	98.60%
State Department for Public Health and Professional Standards	-	1,697,115,604	775,532,270	45.70%
State Department for Infrastructure	1,657,000,000	1,419,116,247	1,398,984,197	98.60%
State Department for Transport	945,000,000	651,382,359	577,991,849	88.70%
State Department for shipping and Maritime.	576,000,000	562,715,224	541,258,417	96.20%
State Department for Housing and Urban Development	1,341,000,000	1,242,810,347	1,234,288,745	99.30%
State Department for Public Works	2,471,000,000	2,160,216,727	2,160,216,727	100.00%
State Department for Irrigation	-	115,567,802	111,000,000	96.00%
State Department for Environment and Forestry	9,347,100,000	8,006,710,212	7,984,084,632	99.70%
Ministry of Water, Sanitation and Irrigation	4,359,000,000	3,805,673,748	3,805,673,748	100.00%
Ministry of Lands and Physical Planning	3,297,450,000	3,012,576,138	2,960,765,711	98.30%
State Department for Information Communications and Technology & Innovation	2,163,400,000	2,064,964,207	2,064,803,574	100.00%
State Department for Broadcasting & Telecommunications	4,022,100,000	3,609,492,402	3,597,328,758	99.70%
State Department for Sports	1,401,550,000	1,682,007,693	1,653,535,617	98.30%
State Department for Culture and Heritage	2,728,224,547	2,496,716,164	2,466,716,164	98.80%
Ministry of Energy	8,840,000,000	5,319,402,336	4,045,383,550	76.00%
State Department for Livestock	2,506,200,000	2,332,682,414	2,310,060,751	99.00%
State Department for Fisheries, Aquaculture and the Blue Economy	2,381,630,000	2,292,416,402	2,286,441,286	99.70%
State Department for Crop Development and Agricultural Research	8,135,000,000	7,544,575,038	11,540,000,490	153.00%
State Department for Cooperatives	513,700,000	764,102,192	736,423,671	96.40%
State Department for Trade	2,472,590,000	2,319,551,817	2,319,245,812	100.00%
State Department for Industrialization	2,652,990,000	2,278,828,873	2,193,092,104	96.20%
State Department for Micro, Small and Medium Enterprises Development	-	376,920,281	343,545,727	91.10%
State Department for Investment Promotion	-	473,758,920	401,133,598	84.70%
State Department for Labour	1,997,710,000	2,020,585,687	1,980,223,214	98.00%
State Department for Social Protection, Pensions & senior citizens Affairs	31,745,940,000	35,136,998,640	33,286,452,323	94.70%



**Government of Kenya  
Financial Statements for the Consolidated Fund  
For the year ended 30<sup>th</sup> June 2023**

Ministries Departments and Agencies	Original Estimates Recurrent	Revised Estimates Recurrent	Actual Transfer Recurrent as at 30 <sup>th</sup> June 2023	% Issued 2022/23
State Department for Mining	-	212,720,792	212,720,792	100.00%
Ministry of Petroleum and Mining	732,000,000	43,466,067,690	43,457,067,690	100.00%
State Department for Tourism	1,444,085,760	1,209,575,593	1,169,442,972	96.70%
State Department for Wildlife	3,945,000,000	3,921,285,543	3,920,672,926	100.00%
State Department for Gender	1,065,350,000	1,057,967,500	1,008,455,000	95.30%
State Department for Public Service	20,503,030,000	20,001,604,403	17,600,219,525	88.00%
State Department for Youth	1,524,330,000	1,374,306,194	1,369,606,090	99.70%
State Department for East African Community	767,060,000	775,860,000	775,859,954	100.00%
State Department for Regional and Northern Corridor Development	3,015,210,000	2,857,852,389	2,837,602,106	99.30%
State Law Office and Department of Justice	4,613,790,000	5,150,657,064	4,726,774,073	91.80%
Judiciary Fund	16,397,400,000	19,232,400,000	18,925,193,180	98.40%
Ethics and Anti-Corruption Commission	3,420,530,000	3,520,530,000	3,313,467,385	94.10%
National Intelligence Service	46,127,700,000	37,627,700,000	35,984,539,502	95.60%
Office of the Director of Public Prosecutions	3,281,950,000	3,670,350,000	3,520,696,486	95.90%
Office of the Registrar of Political Parties	2,126,850,000	1,530,268,247	1,460,967,044	95.50%
Witness Protection Agency	649,070,000	631,830,000	631,830,000	100.00%
State Department for Forestry	-	2,154,000,000	2,152,935,881	100.00%
Kenya National Commission on Human Rights	464,360,000	451,329,423	451,298,292	100.00%
National Land Commission	1,468,000,000	1,482,435,786	1,477,653,243	99.70%
Independent Electoral and Boundaries Commission	21,686,840,000	20,638,703,201	19,000,098,292	92.10%
Parliamentary Service Commission	8,785,000,000	8,950,000,000	7,986,036,008	89.20%
National Assembly	33,270,000,000	31,848,747,598	26,907,928,129	84.50%
Parliamentary Joint Services	6,076,000,000	6,211,000,000	5,857,862,490	94.30%
Judicial Service Commission	587,000,000	887,000,000	841,846,533	94.90%
The Commission on Revenue Allocation	491,960,000	540,819,211	540,765,903	100.00%
Public Service Commission	2,554,840,000	2,434,461,991	2,344,945,472	96.30%
Salaries and Remuneration Commission	612,500,000	504,921,203	502,338,023	99.50%

**Government of Kenya**  
**Financial Statements for the Consolidated Fund**  
**For the year ended 30<sup>th</sup> June 2023**

Ministries Departments and Agencies	Original Estimates Recurrent	Revised Estimates Recurrent	Actual Transfer Recurrent as at 30 <sup>th</sup> June 2023	% Issued 2022/23
Teachers Service Commission	297,171,000,000	298,454,393,998	295,372,221,103	99.00%
National Police Service Commission	1,029,250,000	1,006,971,468	941,768,022	93.50%
Auditor General	6,358,450,000	6,196,970,000	5,803,190,739	93.60%
Officer of the Controller of Budget	702,370,000	620,361,117	599,200,344	96.60%
The Commission on Administrative Justice	724,320,000	577,807,223	577,434,807	99.90%
National Gender and Equality Commission	473,170,000	398,246,176	398,148,932	100.00%
Independent Policing Oversight Authority	1,024,600,000	926,738,002	910,921,499	98.30%
<b>Total National Government Recurrent</b>	<b>1,178,399,125,393</b>	<b>1,268,812,430,857</b>	<b>1,221,568,076,570</b>	<b>96.30%</b>



**Government of Kenya  
Financial Statements for the Consolidated Fund  
For the year ended 30<sup>th</sup> June 2023**

**1.2 National Government Development Budget**

Ministries Departments and Agencies	Original Estimates Development Kshs	Revised Estimates Development Kshs	Actual Development Transfers as at 30 <sup>th</sup> June 2023 Kshs	% Issued 2022/2023
Executive Office of The President	634,500,000	2,466,855,348	1,798,513,887	72.90%
State Department for Interior and Citizen Services	6,576,886,159	3,897,284,799	3,695,406,124	94.80%
State Department for Correctional Services	1,095,400,000	435,171,870	282,693,053	65.00%
State Department for Immigration and Citizen Services	-	106,663,915	41,210,244	38.60%
State Department for Internal Security & National Administration	-	-	-	0.00%
State Department for Devolution	297,000,000	227,377,778	56,000,000	24.60%
State Department for Development for the ASAL	9,360,193,700	14,428,093,700	9,263,702,545	64.20%
Ministry of Defence	3,468,000,000	3,365,350,874	1,747,489,410	51.90%
Ministry of Foreign Affairs	1,796,120,000	1,096,120,000	1,087,352,000	99.20%
State Department for Vocational and Technical Training	2,286,000,000	1,554,348,610	1,286,931,863	82.80%
State Department for University Education	4,177,230,000	2,332,000,000	2,021,237,214	86.70%
State Department for Early Learning & Basic Education	15,152,039,910	23,995,070,957	20,699,100,277	86.30%
State Department for Post Training and Skills Development	33,000,000	-	-	0.00%
The National Treasury	81,134,275,490	41,698,821,405	32,989,751,840	79.10%
State Department of Planning	45,130,640,000	47,561,002,271	47,424,932,573	99.70%
Ministry of Health	39,756,700,600	33,270,670,223	27,314,888,126	82.10%
State Department for Public Health and Professional Standards	-	2,337,250,000	-	0.00%
State Department of Infrastructure	62,876,000,000	54,771,000,000	52,476,626,732	95.80%
State Department of Transport	1,350,000,000	2,661,602,165	576,682,835	21.70%
State Department for shipping and Maritime.	489,000,000	900,000	-	0.00%
State Department for Housing & Urban Development	17,836,000,000	9,471,000,000	7,639,226,499	80.70%
State Department for Public Works	1,060,000,000	435,729,677	435,729,677	100.00%
State Department for Irrigation	-	2,388,937,500	2,088,937,500	87.40%
Ministry of Environment and Forestry	3,369,300,000	2,627,300,000	1,653,997,497	63.00%

**Government of Kenya  
Financial Statements for the Consolidated Fund  
For the year ended 30<sup>th</sup> June 2023**

Ministries Departments and Agencies	Original Estimates Development Kshs	Revised Estimates Development Kshs	Actual Development Transfers as at 30 <sup>th</sup> June 2023 kshs	% Issued 2022/2023
State Department for Water ,Sanitation and Irrigation	37,896,000,000	26,593,302,660	22,422,692,123	84.30%
Ministry of Lands and Physical Planning	2,621,800,000	1,271,868,900	1,271,868,900	100.00%
State Department for Information Communications and Technology & Innovation	3,989,000,000	1,169,629,763	631,016,612	54.00%
State Department for Broadcasting & Telecommunications	817,000,000	266,446,545	181,556,740	68.10%
State Department for Sports	133,000,000	20,875,000	8,250,000	39.50%
State Department for Heritage	77,500,000	27,500,000	27,500,000	100.00%
State Department for Energy	24,028,000,000	12,307,500,000	9,052,113,502	73.50%
State Department for Livestock.	3,408,980,000	2,920,195,607	2,056,685,267	70.40%
State Department for Fisheries, Aquaculture and the Blue Economy	7,383,770,000	4,709,881,212	4,383,993,872	93.10%
State Department for Crop Development & Agricultural Research	24,051,785,512	32,079,330,712	26,556,609,404	82.80%
State Department for Cooperatives	422,500,000	20,822,500,000	12,752,610,962	61.20%
State Department for Trade	1,486,600,000	1,265,050,000	794,411,000	62.80%
State Department for Industrialization	3,501,550,000	1,278,976,667	1,023,371,848	80.00%
State Department for Micro, Small and Medium Enterprises Development	-	46,000,000	46,000,000	100.00%
State Department for Investment Promotion	-	1,238,121,044	-	0.00%
State Department for Labour	572,500,000	422,500,000	220,877,537	52.30%
State Department for Social Protection	2,808,500,000	2,555,685,203	1,445,089,295	56.50%
State Department for Mining	-	131,084,058	41,312,900	31.50%
Ministry of Petroleum and Mining	602,000,000	25,584,500	25,584,500	100.00%
State Department for Tourism	352,210,000	34,010,000	12,609,866	37.10%
State Department for Wildlife	686,810,000	186,810,000	100,586,926	53.80%
State Department for Gender	2,456,000,000	2,433,000,000	2,234,395,419	91.80%
State Department for Public Service	602,940,000	202,612,150	115,025,000	56.80%
State Department for Youth	1,732,790,000	983,370,119	117,380,119	11.90%



**Government of Kenya  
Financial Statements for the Consolidated Fund  
For the year ended 30<sup>th</sup> June 2023**

Ministries Departments and Agencies	Original Estimates Development Kshs	Revised Estimates Development Kshs	Actual Development Transfers as at 30 <sup>th</sup> June 2023 kshs	% Issued 2022/2023
State Department for Regional and Northern Corridor Development	1,325,850,000	3,638,125,392	3,059,658,408	84.10%
State Law Office and Department of Justice	223,500,000	96,550,000	67,750,000	70.20%
Judiciary Fund	1,900,000,000	1,900,000,000	1,310,000,000	68.90%
Ethics and Anti-Corruption Commission	158,000,000	46,565,743	46,565,700	100.00%
Office of the Director of Public Prosecutions	45,000,000	12,135,429	7,135,429	58.80%
State Department for Forestry	-	617,439,205	379,092,938	61.40%
National Land Commission	90,300,000	-	-	0.00%
Parliamentary Joint Services	2,065,000,000	2,465,000,000	2,115,354,080	85.80%
Public Service Commission	26,300,000	26,300,000	19,979,094	76.00%
Teachers Service Commission	656,000,000	1,046,000,000	914,350,820	87.40%
Auditor General	380,610,000	19,610,000	10,506,720	53.60%
National Gender and Equality Commission	10,131,000	10,131,000	-	0.00%
<b>Sub-total National Government Development</b>	<b>424,392,212,371</b>	<b>373,998,242,001</b>	<b>308,032,344,879</b>	<b>88.30%</b>

**Government of Kenya**  
**Financial Statements for the Consolidated Fund**  
**For the year ended 30<sup>th</sup> June 2023**

**1.3 National Government Consolidated Fund Services Budget**

Consolidated Fund Services	Original Estimates	Revised Estimates	Total Actual Transfers as at	% Issued FY	2022/2023
	Kshs	Kshs	30 <sup>th</sup> June 2023 Kshs		
Public Debt	1,393,116,145,511	1,385,066,506,270	1,161,579,454,767		83.90%
Pension & Gratuities	171,828,279,900	172,639,549,130	136,358,726,797		79.00%
Salaries, Allowances and Miscellaneous Services	6,865,826,691	20,035,650,681	15,651,788,165		78.10%
Subscription to international organisations	500,000	-	-		0.00%
<b>Total CFS</b>	<b>1,571,810,752,102</b>	<b>1,577,741,706,081</b>	<b>1,313,589,969,729</b>		<b>83.30%</b>



**Government of Kenya  
Financial Statements for the Consolidated Fund  
For the year ended 30<sup>th</sup> June 2023**

**1.4 Transfers to County Governments**

County Governments	CARA Estimates Kshs	CARA Estimates Kshs	Total Actual Transfers as at 30 <sup>th</sup> June 2023 Kshs	% Issued FY 2022/23 %
Baringo County	6,369,394,592	6,878,946,163	6,878,946,163	100.00%
Bomet County	6,691,099,118	7,226,387,045	7,226,387,045	100.00%
Bungoma County	10,659,435,192	11,512,190,011	11,512,190,011	100.00%
Busia County	7,172,162,009	7,745,934,967	7,745,934,967	100.00%
Elgeyo/Marakwet County	4,606,532,480	4,975,055,076	4,975,055,076	100.00%
Embu County	5,125,243,762	5,535,263,261	5,535,263,261	100.00%
Garissa County	7,927,212,254	8,561,389,232	8,561,389,232	100.00%
Homa Bay County	7,805,353,300	8,429,781,561	8,429,781,561	100.00%
Isiolo County	4,710,388,265	5,087,219,324	5,087,219,324	100.00%
Kajiado County	7,954,768,229	8,591,149,690	8,591,149,690	100.00%
Kakamega County	12,389,412,168	13,380,565,143	13,380,565,143	100.00%
Kericho County	6,430,664,924	6,945,118,115	6,945,118,115	100.00%
Kiambu County	11,717,525,720	12,654,927,777	12,654,927,777	100.00%
Kilifi County	11,641,592,941	12,572,920,377	12,572,920,377	100.00%
Kirinyaga County	5,196,177,952	5,611,872,188	5,611,872,188	100.00%
Kisii County	8,894,274,509	9,605,816,471	9,605,816,471	100.00%
Kisumu County	8,026,139,240	8,668,230,382	8,668,230,382	100.00%
Kitui County	10,393,970,413	11,225,488,047	11,225,488,047	100.00%
Kwale County	8,265,585,516	8,926,832,358	8,926,832,358	100.00%
Laikipia County	5,136,265,679	5,547,166,932	5,547,166,932	100.00%
Lamu County	3,105,649,643	3,354,101,613	3,354,101,613	100.00%
Machakos County	9,162,304,232	9,895,288,567	9,895,288,567	100.00%
Makueni County	8,132,783,562	8,783,406,245	8,783,406,245	100.00%
Mandera County	11,190,382,598	12,085,613,204	12,085,613,204	100.00%
Marsabit County	7,277,004,032	7,859,164,352	7,859,164,352	100.00%
Meru County	9,493,857,338	10,253,365,924	10,253,365,924	100.00%
Migori County	8,005,020,448	8,645,422,084	8,645,422,084	100.00%
Mombasa County	7,567,354,061	8,172,742,387	8,172,742,387	100.00%
Murang'a County	7,180,155,855	7,754,568,322	7,754,568,322	100.00%
Nairobi City County	19,249,677,414	20,789,651,609	20,789,651,609	100.00%
Nakuru County	13,026,116,323	14,068,205,630	14,068,205,630	100.00%
Nandi County	6,990,869,041	7,550,138,567	7,550,138,567	100.00%
Narok County	8,844,789,456	9,552,372,609	9,552,372,609	100.00%
Nyamira County	5,135,340,036	5,546,167,239	5,546,167,239	100.00%

**Government of Kenya**  
**Financial Statements for the Consolidated Fund**  
**For the year ended 30<sup>th</sup> June 2023**

County Governments	CARA Estimates Kshs	CARA Estimates Kshs	Total Actual Transfers as at 30 <sup>th</sup> June 2023 Kshs	% Issued FY 2022/23 %
Nyandarua County	5,670,444,228	6,124,079,770	6,124,079,770	100.00%
Nyeri County	6,228,728,555	6,727,026,842	6,727,026,842	100.00%
Samburu County	5,371,346,037	5,801,053,721	5,801,053,721	100.00%
Siaya County	6,966,507,531	7,523,828,135	7,523,828,135	100.00%
Taita/Taveta County	4,842,174,698	5,229,548,675	5,229,548,675	100.00%
Tana River County	6,528,408,765	7,050,681,467	7,050,681,467	100.00%
Tharaka - Nithi County	4,214,198,593	4,551,334,482	4,551,334,482	100.00%
Trans Nzoia County	7,186,157,670	7,761,050,282	7,761,050,282	100.00%
Turkana County	12,609,305,994	13,618,050,473	13,618,050,473	100.00%
Uasin Gishu County	8,068,858,318	8,714,366,985	8,714,366,985	100.00%
Vihiga County	5,067,356,827	5,472,745,376	5,472,745,376	100.00%
Wajir County	9,474,726,153	10,232,704,244	10,232,704,244	100.00%
West Pokot County	6,297,284,329	6,801,067,076	6,801,067,076	100.00%
<b>Total County Governments</b>	<b>370,000,000,000</b>	<b>399,600,000,000</b>	<b>399,600,000,000</b>	<b>100.00%</b>



**Government of Kenya  
Financial Statements for the Consolidated Fund  
For the year ended 30<sup>th</sup> June 2023**

**Appendix 2: Detailed movement of the Special Project Deposit Accounts for the year ended 30<sup>th</sup> June 2023**

No	Project Name	CBK Account Number	Currency	Opening Balance KShs	Receipts KShs	Transfer to Exchequer KShs	Transfer to Projects KShs	Exchange Difference KShs	Closing Balance KShs
1	Kenya Marine Fisheries and Socio-Economic Development Project	1000452501	USD	-	1,656,812,598	1,489,123,001	-	57,029,701	224,719,298
3	The Kenya Climate Smart Agricultural Project – DA2 (National Government)	1000319356	USD	123,127,199	-	137,189,504	-	14,062,305	-
4	The Kenya Climate Smart Agricultural Project– DAI (County Government)	1000357231	USD	298,550,735	1,876,481,052	2,182,925,476	-	8,020,294	126,606
5	National Agricultural & Rural Inclusive Growth Project- (National Government)	1000263962	USD	-	754,631,916	-	754,631,916	-	-
6	National Agricultural & Rural Inclusive Growth Project- (County Government)	1000317857	USD	2,606,286,795	741,975,942	3,254,951,220	-	366,183,937	459,495,455
7	Kenya Urban Support Programme –(National Government)	1000317876	USD	145,183,690	590,298,720	864,709,133	-	129,514,905	288,182
9	Kenya Petroleum Technical Assistance Project (KEPTAP)- MEP	1000332433	USD	20,153,700	-	-	-	3,868,396	24,022,096
10	Transforming Health Systems for Universal Care Project (THS-UC) (Loan)	1000308621	USD	257,139,683	890,952,541	-	-	127,223,137	1,275,315,361
11	Transforming Health Systems for Universal Care Project (THS-UC) PHRD (Grant)	1000308637	USD	202,073,249	14,060,887	151,812,000	-	23,288,264	87,610,400
12	Kenya Youth Employment Opportunities Project - PSC DA-AA	1000308656	USD	87,685,173	131,075,363	216,137,127	-	2,623,409	-
13	Kenya Youth Employment Opportunities Project - MSEA DA-BB	1000308664	USD	23,636,498	736,221,975	699,561,000	-	32,124,015	28,173,458
14	Kenya Youth Employment Opportunities Project - NITA DA-CC	1000308672	USD	468,599	-	-	-	89,947	558,546
15	Kenya Off-Grid Solar Access Project for Underserved Counties – National	1000360739	EURO	201,059,133	383,391,929	597,720,769	-	13,342,505	72,799
16	Kenya Off-Grid Solar Access Project for Underserved Counties – Counties	1000356685	EURO	123,561,644	72,314,815	-	-	36,691,900	232,568,358
17	Kenya Secondary Education Quality Improvement Project -TSC DLI	1000368397	EURO	486,909,632	605,914,729	790,250,820	-	32,455,179	335,028,720
18	Kenya Secondary Education Quality Improvement Project - MOE DLI	1000368427	EURO	1,088,102,602	2,170,395,356	-	2,338,580,234	235,864,907	1,155,782,631
19	Kenya Secondary Education Quality Improvement Project - MOE DAI	1000356669	EURO	316,445,744	8,582,768,954	-	8,953,435,175	54,220,477	-
20	East and Southern Africa Higher Education Centres of Excellence Project -ACE II	1000331704	USD	6,078,953	102,112,798	106,435,858	-	5,489,919	7,245,813

**Appendix 2: Detailed movement of the Special Project Deposit Accounts for the year ended 30<sup>th</sup> June 2023**

**Government of Kenya  
Financial Statements for the Consolidated Fund  
For the year ended 30<sup>th</sup> June 2023**

No	Project Name	CBK Account Number	Currency	Opening Balance KShs	Receipts KShs	Transfer to Exchange KShs	Transfer to Projects KShs	Exchange Difference KShs	Closing Balance KShs
21	Kenya Primary Education Development Project – DA- A	1000241322	USD	77,837,686	-	-	85,321,624	7,483,938	-
23	East Africa Regional Transport, Trade and Development Facilitation Project – MoTI	1000243759	USD	9,019,368	55,825,899	-	48,762,199	2,348,583	18,431,651
24	East Africa Regional Transport, Trade and Development Facilitation Project – KENHA	1000243767	USD	45,651,844	295,122,589	240,972,859	-	46,665,710	146,467,284
25	East Africa Regional Transport, Trade and Development Facilitation Project – KRA	1000243775	USD	-	97,389,238	97,389,238	-	-	-
26	East Africa Regional Transport, Trade and Development Facilitation Project – ICTA	1000243791	USD	4,876,086	499,970,328	299,973,944	-	7,865,155	212,737,626
27	Kenya Electricity Modernization Project -DA-A KPLC	1000250658	USD	96,623	162,807,094	155,730,482	-	7,173,235	-
28	Kenya Electricity Modernization Project -DA-B KPLC	1000250674	USD	-	148,536,013	141,438,500	-	7,097,512	-
29	Kenya Electricity Modernization Project -DA-C REA	1000250682	USD	9,403	-	-	-	1,805	11,208
30	Kenya Electricity Modernization Project -DA-D MoEP	1000250698	USD	4,180,701	75,832,663	16,935,727	-	5,483,234	68,560,871
31	Water and Sanitation Development Project DA-B (National Government)	1000352008	EURO	192,002,035	4,268,322,243	1,537,263,186	-	249,855,381	3,172,916,472
32	Water and Sanitation Development Project DA-A (County Government)	1000394177	EURO	1,030,043,640	2,750,316,393	3,462,736,811	-	122,024,172	439,647,394
34	Kenya Coastal Region Water Security & Climate Resilience Project- Loan	1000263954	USD	65,500,792	898,388,470	719,422,722	-	5,699,953	238,766,587
35	Kenya Water Security & Climate Resilience Project	1000214244	USD	73,824,783	578,750,182	424,125,100	-	2,417,955	226,031,910
36	Infrastructure Finance and Public Private Partnership Project – DA-AA	1000368403	USD	2,980	258,322,854	-	-	258,323,161	2,673
37	Infrastructure Finance and Public Private Partnership Project – DA-BB	1000374427	EURO	372,060,900	1,946,110,215	-	-	297,811,770	2,615,982,885
39	Financial Sector Support Project	1000237937	USD	9,208,726	-	-	10,094,126	885,400	-
41	Kenya Development Response to Displacement Impacts Project	1000353988	USD	45,819	2,789,686,600	2,761,611,610	-	28,120,810	-
42	Kenya Development Response to Displacement Impacts Project: GR. NO. TFOA7762 (DRDIP)	1000411384	USD	22,783,590	-	-	-	4,373,246	27,156,836
44	Kenya Industry and Entrepreneurship Project	1000395923	EURO	86,485,447	200,608,698	162,459,347	-	31,094,347	155,729,144
45	Kenya Social & Economic Inclusion Project: DA-A SDSP	1000411295	EURO	150,278,215	462,833,231	596,561,544	-	16,549,902	-

Appendix 2: Detailed movement of the Special Project Deposit Accounts for the year ended 30<sup>th</sup> June 2023



**Government of Kenya  
Financial Statements for the Consolidated Fund  
For the year ended 30<sup>th</sup> June 2023**

No	Project Name	CBK Account Number	Currency	Opening Balance KShs	Receipts KShs	Transfer to Exchequer KShs	Transfer to Projects KShs	Exchange Difference KShs	Closing Balance KShs
47	Kenya Social & Economic Inclusion Project: DA-C	1000411341	USD	-	4,081,508,071	-	4,081,508,071	-	-
48	Kenya Social & Economic Inclusion Project: DA-A SDSP	1000411357	EURO	-	35,215,850	-	-	3,816,852	39,032,702
49	Kenya Social & Economic Inclusion Project: DA-B NDMA	1000411368	USD	-	193,742,625	142,507,791	-	2,761,169	53,996,003
50	Kenya Social & Economic Inclusion Project: DA-C	1000411376	USD	-	1,582,231,438	-	1,549,941,000	2,822,063	35,112,500
52	East Africa Skills Transformation and Regional Integration Project – MOE	1000429399	EURO	305,127,975	293,997,456	586,213,253	-	12,912,178	-
53	East Africa Skills Transformation and Regional Integration Project- KENGEN	1000429402	EURO	-	231,381,658	150,000,000	-	22,096,684	103,478,342
54	East Africa Skills Transformation and Regional Integration Project -KIHBT	1000429418	EURO	-	197,250,577	-	197,250,577	-	-
55	Kenya Affordable Housing Finance Project DA-A-NT	1000442212	EURO	332,095,681	1,270,172,155	1,415,273,152	-	46,801,021	140,193,662
56	Kenya Affordable Housing Finance Project DA-B-NT	1000442228	EURO	-	53,885,932	30,806,540	-	7,782,007	15,297,385
57	Kenya Emergency Locust Response Project	1000452447	EURO	234,880,806	2,285,824,716	1,170,941,623	-	469,779,701	1,819,543,600
58	Kenya Emergency Locust Response DA-B	1000480548	EURO	449,566,766	1,380,219,810	-	1,155,927,078	129,292,612	803,152,110
59	Horn of Africa Gateway Development Project – KENHA	1000474815	EURO	236,456,528	257,535,480	-	496,106,923	44,676,925	42,562,010
60	Horn of Africa Gateway Development Project – ICTA	1000474823	EURO	510,784,878	15,104,656	15,380,617	-	151,823,247	662,332,164
61	Horn of Africa Gateway Development Project– KRA (USD)	1000474831	EURO	3,637,152	1,076,159	5,193,437	-	480,126	-
62	Horn of Africa Gateway Development Project– NTSA	1000474847	EURO	474,109,435	237,255,667	440,876,797	-	93,983,278	364,471,582
63	Horn of Africa Gateway Development Project– SDOI	1000474858	EURO	543,126,564	213,424,221	752,387,945	-	268,498,265	272,661,104
64	Horn of Africa Gateway Development Project– STOT	1000474866	EURO	537,043,504	32,433,186	-	-	163,713,942	733,190,632
65	Africa Environmental Health and Pollution Management Project.	1000472316	EURO	22,024,477	20,544,582	24,921,433	-	5,123,671	22,771,296
67	Second Informal Settlements Improvement Project – CG	1000487698	EURO	-	1,300,207,028	-	1,196,195,701	11,273,221	115,284,548
68	Second Informal Settlements Improvement Project – NG	1000487569	EURO	-	1,160,905,369	-	915,579,943	26,589,400	271,914,825

Appendix 2: Detailed movement of the Special Project Deposit Accounts for the year ended 30<sup>th</sup> June 2023

**Government of Kenya  
Financial Statements for the Consolidated Fund  
For the year ended 30<sup>th</sup> June 2023**

No	Project Name	CBK Account Number	Currency	Opening Balance KShs	Receipts KShs	Transfer to Exchequer KShs	Transfer to Projects KShs	Exchange Difference KShs	Closing Balance KShs
69	Second Informal Settlements Improvements Project --DAC	1000497203	EURO	-	69,010,335	-	69,010,335	-	-
70	Kenya COVID-19 Emergency Response Project	1000446366	EURO	540,489,987	-	-	-	126,215,439	666,705,426
74	Covid-19 Health Emergency Response Project Credit No.6598-KE	1000545496	EURO	-	2,760,441,000	1,424,628,480	-	71,617,280	1,407,429,800
76	Financing Locally-Led Climate Action Program: IDA CR.6980-KE	1000581727	USD	19,005,320	181,887,719	199,896,367	-	2,794,609	3,791,281
77	Financing Locally-Led Climate Action Program DAC (TNT)	1000634812	USD	-	164,753,821	99,626,200	-	10,092,063	75,219,684
78	Primary Education Equity in Learning Program (MoE) Loan	1000600772	USD	-	120,000,000	120,000,000	-	-	-
80	Primary Education Equity in Learning Program (MoE) Grant	1000600802	USD	-	89,282,588	-	82,063,112	630,955	7,850,432
81	Primary Education Equity in Learning Program (TSC8 Grant)	1000600818	EURO	-	21,668,772	-	-	2,348,559	24,017,331
83	Horn of Africa-Groundwater for Resilience Project DA-C (MWSI)	1000622978	EURO	-	69,010,335	-	-	7,479,650	76,489,985
84	Horn of Africa-Groundwater for Resilience Project DA-D (WRA)	1000622989	EURO	-	184,028,664	-	-	19,945,854	203,974,517
85	Horn of Africa-Groundwater for Resilience Project DA-E (WSTF)	1000622997	EURO	-	368,058,156	-	-	39,891,797	407,949,953
87	Drive in the Horn of Africa Project DA-CC	1000605529	EURO	-	221,867,710	221,867,710	-	-	-
88	Drive in the Horn of Africa Project DA-C1	1000605545	EURO	-	444,920,558	444,920,558	-	-	-
89	National Agricultural Value Chain Development Project DA-B	1000632941	EURO	-	1,380,219,810	272,460,045	-	139,038,695	1,246,798,460
90	National Agricultural Value Chain Development Project	1000626151	USD	-	2,583,234,354	1,747,010,883	-	323,621,056	1,159,844,527
93	Supporting Access to Finance and Enterprise Recovery Project DA-C	1000632992	USD	-	262,460,707	141,067,100	-	23,555,176	144,948,783
94	Supporting Access to Finance and Enterprise Recovery Project	1000568976	USD	-	387,484,604	-	-	33,864,694	421,349,298
97	Nairobi Sanitation OBA Project TF014251	1000237578	USD	88,374	-	-	-	16,963	105,338
109	Last Mile Connectivity Project Phase II	1000330268	USD	115,947	-	-	-	22,256	138,203
114	Thwake Multi-Purpose Water Development Project Phase I(Loan)	1000213507	USD	-	48,323,234	36,889,697	-	404,253	11,837,790

Appendix 2: Detailed movement of the Special Project Deposit Accounts for the year ended 30<sup>th</sup> June 2023



**Government of Kenya  
Financial Statements for the Consolidated Fund  
For the year ended 30<sup>th</sup> June 2023**

No	Project Name	CBK Account Number	Currency	Opening Balance KShs	Receipts KShs	Transfer to Exchequer KShs	Transfer to Projects KShs	Exchange Difference KShs	Closing Balance KShs
115	East Africa's Centres of Excellence for Skills and Tertiary Education in Biomedical Sciences Phase I	1000233998	USD	107	17,554,159	18,588,184	-	1,034,045	128
116	Small Scale Irrigation and Value Addition Project (SIVAP)	1000289918	USD	-	123,051,737	110,604,934	-	2,236,808	10,209,994
117	Small Scale Irrigation and Value Addition Project (SIVAP)	1000297239	USD	-	109,076,000	109,076,000	-	-	-
118	Empowering Novel Agri-Business-Led employment (ENABLE) Youth Kenya Program	1000395982	EURO	-	41,400,128	-	-	4,487,132	45,887,260
119	Technical Assistance Grant to enhance the Capacity of the President Delivery Unit (PDU)	1000388088	USD	144,934	-	-	-	27,820	172,754
120	Green Zones Development Support Project	1000416017	USD	28,461,111	666,830,725	-	662,294,992	4,166,817	37,163,661
121	Multi-National Rural Livelihoods Adaption to Climate Change (RCLACC)	1000357215	USD	-	81,692,047	49,580,000	-	539,577	32,651,624
123	Public Debt Management Support Project (PDMS)	1000470167	USD	12,684,658	-	14,184,990	-	1,591,625	91,293
124	ADB: Operationalization of the Kenya Mortgage Refinance Company	1000474793	EURO	-	2,526,763,012	2,526,763,012	-	-	-
126	ADB: Improving Public Health & ETS of Youth in Kenya Project	1000492104	USD	-	40,546,310	40,546,310	-	-	-
127	ADB: National Treasury Capacity Strengthening Project (NTCSP)	1000492098	USD	4,420,129	-	3,605,400	-	240,331	1,055,060
129	ADB - Nairobi Rivers Basin Program: Sewerage Improvement Project Phase II	1000504161	USD	-	31,776,115	-	31,773,791	203	2,528
131	ADB: Strengthen Drought Resilience in IGAD REG	1000494662	EURO	-	28,283,703	28,283,703	-	-	-
132	Multinational: Program to Build Resilience for Food and Nutrition Security in the Horn of Africa Project	1000591412	USD	-	33,252,197	33,252,197	-	-	-
133	Enable Youth Kenya Program - Soft Loan Facility	1000552549	EURO	-	218,306,748	-	218,306,748	-	-
134	Enable Youth Kenya Program - Interest Free t Loan Facility	1000552557	EURO	-	218,944,406	-	218,944,406	-	-
135	Competitiveness and Economic Recovery Support Programme Phase II	1000618426	EURO	-	12,253,251,854	-	12,253,251,854	-	-
136	Institutional Support to the Office of the Auditor General	1000605518	EURO	-	13,796,291	10,506,720	-	848,422	2,441,149
137	African Emergency Production Facility	1000711663	EURO	-	8,695,388,460	-	8,695,388,460	-	-
144	IFAD-Kenya Cereal Enhancement Programme - Climate Resilient Agriculture Livelihoods Window (KCEP-CRAL)	1000310316	USD	-	2,068,370,206	-	1,471,391,056	52,173,727	649,152,878

**Appendix 2: Detailed movement of the Special Project Deposit Accounts for the year ended 30<sup>th</sup> June 2023**



**Government of Kenya  
Financial Statements for the Consolidated Fund  
For the year ended 30<sup>th</sup> June 2023**

No	Project Name	CBK Account Number	Currency	Opening Balance KShs	Receipts KShs	Transfer to Exchequer KShs	Transfer to Projects KShs	Exchange Difference KShs	Closing Balance KShs
145	IFAD-Kenya Cereal Enhancement Programme – Climate Resilient Agriculture Livelihoods Window (KCEP-CRAL)	1000310324	USD	-	381,426,613	-	381,426,613	-	-
146	IFAD - Upper Tana Catchment Natural Resource Management Project.	1000474904	EURO	-	449,482,688	449,482,688	-	-	-
147	IFAD- Kenya Cereal Enhancement Programme – (KCEP)	1000213485	USD	-	28,924,707	-	28,924,707	-	-
148	IFAD – Aquaculture Business Development Programme County Government DA-A	1000391798	EURO	108,048,495	536,020,973	506,098,440	-	46,192,635	184,163,664
149	IFAD- Kenya Livestock Commercialization Project	1000501798	EURO	-	652,006,082	652,006,082	-	-	-
151	IFAD: Aquaculture Business Development Programme	1000568968	USD	-	531,891,219	531,891,219	-	-	-
152	IFAD – Aquaculture Business Development Programme County Government DA-B	1000395966	USD	117,832,400	-	-	-	22,617,600	140,450,000
153	IFAD- Revitalizing Irish Potato Production for Covid – 19 Affected Farmers	1000540206	EURO	-	159,608,147	139,892,501	-	10,022,428	29,738,074
157	Rural Kenya Financial Inclusion Facility Loan (No. 2000004121)	1000607254	USD	-	37,433,536	37,433,536	-	-	-
161	Mombasa Regional Port Access Road: Mombasa mariakani project	1000372028	EURO	-	1,946,230,046	1,946,230,046	-	-	-
162	EC- Ending Drought Emergencies: Support to Resilient Livelihoods and Drought Risk Management	1000371722	EURO	3,993,702	357,917,331	337,481,907	-	22,791,689	1,637,437
167	EU- Ending Drought Emergencies to Support Drought Risk management & Co-ordination (NDMA)	1000406798	EURO	-	12,366,737	-	-	1,340,363	13,707,100
168	EU: Ending Drought Emergencies – Water Supply and Sanitation in ASAL	1000412356	EURO	781,642,309	-	-	544,496,987	123,513,953	360,659,274
170	EU-Kenya-AGRIF: Support to Productive, Adapted and Market Integrated small Holder Agriculture	1000388099	EURO	68,901,338	-	-	76,680,220	7,778,882	-
171	EU- National Information Platform for Food and Nutrition Project –KNBS	1000387475	EURO	38,422,419	-	39,090,302	-	667,883	-
172	EU- Public Accountability and Services Delivery (PASEDE)	1000449772	EURO	707,737,222	-	-	787,639,944	79,902,723	-
176	EIB: Lake Victoria Water and Sanitation Project (Kisumu)	1000545526	EURO	-	952,081,070	872,027,070	-	81,194,009	161,248,008
179	EU- NDMA DCADR Project	1000658908	EURO	-	579,924,556	-	338,013,240	26,219,512	268,130,828
181	KFW Drought Resilience in Northern Kenya	1000415107	EURO	-	145,038,664	145,038,664	-	-	-
182	KFW Drought Resilience in the Horn of Africa	1000414995	EURO	-	165,142,693	126,890,978	-	13,990,702	52,242,417

Appendix 2: Detailed movement of the Special Project Deposit Accounts for the year ended 30<sup>th</sup> June 2023

**Government of Kenya  
Financial Statements for the Consolidated Fund  
For the year ended 30<sup>th</sup> June 2023**

No	Project Name	CBK Account Number	Currency	Opening Balance KShs	Receipts KShs	Transfer to Exchequer KShs	Transfer to Projects KShs	Exchange Difference KShs	Closing Balance KShs
183	KFW Steam field Development Bogoria-Silali Block Project	1000473894	EURO	-	2,415,384,495	2,404,323,247	-	176,492,542	187,553,789
196	AFD – GESDEK Programme: PFM Reforms Strategy	1000409908	EURO	5,062,376,812	597,635,477	-	6,231,548,840	571,536,551	-
200	AFD: Reinforcement of Kenya Transmission Network Category I and	1000412348	EURO	-	2,070,330,750	-	-	224,391,750	2,294,722,500
201	AFD -Lake Victoria Water and Sanitation Project	1000474912	EURO	-	475,763,037	475,763,037	-	-	-
206	AFD- Second Kenya Informal Settlements Improvement Project NG	1000660783	EURO	-	138,022,050	-	-	14,959,450	152,981,500
207	AFD- Second Kenya Informal Settlements Improvement Project NG	1000660791	EURO	-	276,044,100	-	-	29,918,900	305,963,000
213	Nairobi Water and Sanitation Project	1000458399	EURO	28,427,584	-	-	-	6,911,296	35,338,879
214	Sweden – Equitable Access to Quality Water	1000319364	USD	2,447,906	-	-	-	468,851	2,916,757
215	Sweden – Agricultural Sector Development Programme (ASDSP)	1000358793	EURO	227,274,980	196,309,031	439,423,683	-	16,199,010	359,338
216	UN- Access and Mobility: The Implementation of Universal Access on Group in Vulnerable Situations in Nairobi -UN	1000387491	USD	117,874	-	-	-	22,577	140,450
217	UN: GCF Readiness Project	1000476885	USD	21,014,617	-	-	-	1,836,598	22,851,215
220	SPAIN Rabai – New Bambari- Kilifi Transmission line Spanish	1000360728	USD	5,952,974	-	-	-	788,626	6,741,600
223	GCF: Towards Ending Drought Emergencies Project (TWEENDE)	1000547508	EURO	5,451,054	-	-	-	1,325,257	6,776,311
224	UNDP- Support to Country Programme	1000288547	USD	117,874	-	-	-	22,577	140,450
226	UNEP: Integrated SC Toolkit to Improve the Transmission of Information under Articles 07 and 15	1000562153	USD	6,598,614	7,233,058	12,769,225	-	854,695	1,917,143
230	Malindi Integrated Social Health Development Project	1000584106	EURO	-	271,535,110	271,535,110	-	-	-
231	JICA – Olkaria 1 Geothermal Extension (Unit 6)	1000371738	EURO	-	2,196,074,908	1,827,214,777	-	107,572,974	476,433,105
238	Capacity Development for Supreme Court	1000204238	KES	14,763,095	-	-	-	-	14,763,095
239	I.S.T.P.P OZONE D.S.U. TM. P	1000235284	KES	2,035,396	18,935,843	11,700,000	-	-	9,271,239
240	World Bank Special Account Interest	1000235292	KES	156,261,750	-	-	-	-	156,261,750

Appendix 2: Detailed movement of the Special Project Deposit Accounts for the year ended 30<sup>th</sup> June 2023



**Government of Kenya  
Financial Statements for the Consolidated Fund  
For the year ended 30<sup>th</sup> June 2023**

No	Project Name	CBK Account Number	Currency	Opening Balance KShs	Receipts KShs	Transfer to Exchange KShs	Transfer to Projects KShs	Exchange Difference KShs	Closing Balance KShs
241	Italian Debt for Development SWAP	1000235772	KES	32,988,601					32,988,601
242	Unicef, Program Ministry of Education Science and Technology	1000236027	KES	605,278					605,278
244	Ministry of Gender Sports Culture Social Services	1000236043	KES	39,092,672					39,092,672
245	Ministry of Finance	1000236078	KES	14,151,800					14,151,800
247	Kenya Symbiocity Programme	1000264047	KES	131,164,045					131,164,045
248	UNDP Support to Country Programme	1000288547	KES	1,000					1,000
249	Green Growth & Employment Creation Programme	1000331747	KES	5,000,000					5,000,000
250	Universal Healthcare in Devolved System	1000380306	KES	45,270,000			45,270,000		-
251	Regional Intergration Implementation Programme - COMESA	1000186593	KES	166,553,558					166,553,558
252	Kenya Special Programme for BRSM SAICM	1000410299	KES	4,954,454			4,954,453		1
253	Kenya Gold Mercury ASGM Project	1000425307	KES		39,850,585	39,850,585			-
254	NDMA Sustainable Food systems and Resilience Livelihood Project	1000442263	KES	12,053,729	7,025,848	19,079,577			-
256	UNEP Enabling Activities HFC Phase Down	1000470364	KES	2,795,200		2,500,000			295,200
257	Kenya Country Programme – KNBS	1000484144	KES	477,954					477,954
258	Africa Institute: African CHEMOBS Project	1000485701	KES	5,252,850		5,252,850			-
260	Danida primary Health Care Programme	1000513055	KES	27,713,742	996,361,258		907,125,742		116,949,258
261	Nat. Saf Net Prog Res.Cr.No.5287/ke	1000197951	KES	192,011,578					192,011,578
262	The Food Security Proj Underpr Far	1000212527	KES	158,189,450					158,189,450
263	Strenght Fert. Quality.Reg.Slds Ken	1000216182	KES	9,442,741					9,442,741
265	Wfp-Protracted Relief & Recovery Op	1000236396	KES	508,848					508,848

Appendix 2: Detailed movement of the Special Project Deposit Accounts for the year ended 30<sup>th</sup> June 2023



**Government of Kenya**  
**Financial Statements for the Consolidated Fund**  
**For the year ended 30<sup>th</sup> June 2023**

No	Project Name	CBK Account Number	Currency	Opening Balance KShs	Receipts KShs	Transfer to Exchequer KShs	Transfer to Projects KShs	Exchange Difference KShs	Closing Balance KShs
266	African Institute For Remittances	1000268743	KES	17,127,570	-	-	-	-	17,127,570
268	Kenya Combating Illegal Wildlife Trade	1000442368	KES	-	43,086,926	43,086,926	-	-	-
270	Agricultural Sector Dev. Supp. Prog	1000236183	KES	-	302,028,025	302,028,025	-	-	-
276	UN Consolidated Gains and Deepening Devolution	1000493399	KES	-	11,000,000	11,000,000	-	-	-
279	DANIDA: Sustainable Management and Access to Water and Sanitization in ASAL's Project	1000540362	KES	-	300,000,000	300,000,000	-	-	-
280	Women Empowerment for Gender Equality	1000626186	KES	-	17,847,619	17,847,619	-	-	-
	<b>GRAND TOTAL</b>			<b>23,821,486,403</b>	<b>103,483,048,562</b>	<b>71,561,660,950</b>	<b>28,732,415,263</b>	<b>5,259,010,510</b>	<b>32,269,469,262</b>

