



---

**GOVERNMENT OF KENYA  
STATE CORPORATIONS, SEMI – AUTONOMOUS GOVERNMENT AGENCIES AND  
PUBLIC FUNDS**

**CONSOLIDATED FINANCIAL STATEMENTS**

**FOR THE FINANCIAL YEAR ENDED  
30<sup>th</sup> JUNE 2023**

---

**Prepared in accordance with International Accounting Standards (IAS)**

**Government of Kenya**  
**State Corporations, Semi–Autonomous Government Agencies and Public Funds**  
**Consolidated Financial Statements for the year ended 30<sup>th</sup> June 2023**

---

<b>CONTENT</b>	<b>PAGE</b>
1.1 Introduction.....	ii
1.2 Legal Framework on financial reporting .....	iii
1.3 Scope of Consolidated financial statements .....	iv
1.4 Key Highlights on the Consolidated Financial Statements .....	v
2.0 Statement of Responsibilities .....	xxii
3.0 Financial Statements.....	1
3.1 Statement of Financial Performance for the Year Ended 30 <sup>th</sup> June 2023.....	1
3.2 Statement of Financial Position as at 30 <sup>th</sup> June 2023 .....	2
3.3 Statement of Changes in Net Assets for the year ended 30 <sup>th</sup> June 2023.....	4
3.4 Statement of Cash Flows for the year ended 30 <sup>th</sup> June 2023.....	6
3.5 Notes to the Financial Statements for the year ended 30 <sup>th</sup> June 2023 .....	8
4.0 APPENDICES .....	34
4.1 Appendix I: Summary of State Corporations, SAGAs and Public Funds Financial Performance and Financial Position.....	34
4.2 Appendix II : Recurrent Transfers from Ministries, Departments and Agencies to State Corporations, SAGAs and Public Funds .....	62
4.3 Appendix III : Transfers from Ministries, Departments and Agencies to State Corporations, SAGAs and Public Funds per MDA Vote.....	79
4.4 Appendix IV: List of State Corporations, Semi - Autonomous Government Agencies (SAGAs) and Public Funds .....	81
4.5 Appendix V: Government of Kenya Investments in State Corporations and SAGAs .....	103
4.6 Appendix VI: Statement of Arrears, Waivers, Exemptions and Treasury Undertakings..	107

## **1.1 Introduction**

State Corporations, Semi-Autonomous Government Agencies (SAGAs) and Public Funds established and governed under an Act of Parliament or Legal Notice, are legal entities that have been created by Government to undertake specific strategic functions that would have otherwise been done by the Government. They are entities incorporated under various enabling legislations in which whole or controlling shareholding belongs to the Government. These entities are therefore, distinct legal entities that are operationally autonomous from Government and may be partially or even fully funded by the Government or financially independent on account of surplus, fees, commissions and other internally –generated funds. All State Corporations, SAGAs and Public Funds operate under Ministries, Departments and Agencies that have been operationalized through the Presidential Executive Order and the State Corporation Act Cap 446.

State Corporations, SAGAs and Public Funds are categorized as either commercial or non-commercial depending on their mandate.

Commercial State Corporations comprise of entities with Government of Kenya shareholding through the Cabinet Secretary to the National Treasury of more than 50%, established to perform a strategic function that generally operates on commercial principal; is self-financing and sustaining except in financing investment for public policy objectives. Such entities are accountable to all stakeholders and public through the relevant Committees of Parliament.

Non- Commercial State Corporations, Semi-Autonomous Government Agencies (SAGAs) and Public Funds are expected to operate on a cost recovery basis and largely depend on monies appropriated by Parliament, levies and fees. They include Regulatory Agencies and Statutory Boards, Research Institutions, Institutions of Higher Learning and Referral Hospitals. Non – Commercial State Corporations, SAGAs and Public Funds are funded mainly through the National Budget in form of grants or transfers.

As per Section 91 (1) of the PFM Act 2012, Government linked corporations are entities where the National Government or National Government Entity is a shareholder with less than fifty percent (50%) of the share capital of the corporation.

Technical and Vocational Education Training Institutes have been consolidated in this year's financial statements. These Institutes apply the IPSAS Accrual Framework of reporting.

## **1.2 Legal Framework on financial reporting**

Section 81 of the Public Finance Management (PFM) Act 2012 requires that all State Organs and Public entities prepare and submit their annual financial statements to the Auditor General and a copy to the Controller of Budget, National Treasury, and the Commission on Revenue Allocation by 30<sup>th</sup> September. Further, Section 80 of the PFM Act 2012 requires the National Treasury to prepare annual financial statements that consolidate the financial statements prepared by all National Government Entities and submit to the Auditor General with a copy to the Controller of Budget and Commission on Revenue Allocation by 31<sup>st</sup> October.

The State Corporation Act Cap 446, Section 14 requires all State Corporations to keep proper books recording all the property, undertakings, funds, activities, contracts, transactions and other other business.

The financial statements referred to above are prepared in accordance with the standards prescribed by the Public Sector Accounting Standards Board (PSASB). The Board was set up pursuant to Section 192 of the PFM Act. The Board is responsible for providing frameworks and set generally accepted standards for the development and management of accounting and financial systems by all State Organs and Public Entities, and in particular set generally accepted accounting and financial standards, and prescribed formats for financial statements and reporting by all State Organs and Public Entities.

The Board approved adoption of the International Financial Reporting Standards (IFRS) and the International Public Sector Accounting Standards (IPSAS) which were gazetted vide the Kenya Gazette Notice No. 5440 dated 8<sup>th</sup> August 2014.

The Public Sector Accounting Standards Board, through the National Treasury Circular AG.3/088 Vol.6/ (78) dated 1<sup>st</sup> July 2014 approved for the adoption of the following reporting formats:

- i. The National and County Governments and their respective entities shall apply IPSAS cash based standard.
- ii. The Semi- Autonomous National and County Government Agencies shall apply IPSAS accrual based standards.
- iii. The State and County corporations carrying out commercial activities shall apply IFRS while regulatory and non commercial State and County Corporations shall apply IPSAS accrual.

The National Treasury through the Directorate of Accounting Services and Quality Assurance has consolidated the financial statements of the Public Entities. The consolidation has been done in three clusters as follows:

- Lot 1: National Government Ministries, Department and Agencies (MDAs) and Subsidiary entities under their control, including development projects;
- Lot 2: National Government State Corporations, Semi-Autonomous Government Agencies (SAGAs) and Public Funds established and governed under an Act of Parliament or Legal Notice; and,
- Lot 3: County Governments and subsidiary entities under their control including Corporations, Funds, Boards and Authorities.

These consolidated financial statements are for Lot 2 only.



**Government of Kenya**  
**State Corporations, Semi–Autonomous Government Agencies and Public Funds**  
**Consolidated Financial Statements for the year ended 30<sup>th</sup> June 2023**

**1.3 Scope of Consolidated financial statements**

The National Government of Kenya is the controlling entity of all State Corporations, Semi – Autonomous Government Agencies (SAGAs) and Public Funds.

The National Government commercial entities have prepared the financial statements in accordance with International Financial Reporting Standards (IFRS) while non-commercial entities in accordance with International Public Sector Accounting Standards (IPSAS) Accrual. Thus, the consolidated financial statements are based on an accrual framework which is derived from both IFRS and IPSAS.

The total number of State Corporations, Semi- Autonomous Government Agencies, Public Funds, TVETs and TTIs are 526, out of which fifteen (16) entities did not report and thus 510 separate sets of financial statements were consolidated. The table below indicates the number of consolidated financial statements in FY 2022/2023 as compared to those that were consolidated in the previous financial year.

This is detailed in **Appendix I** and summarized below.

Entities Classification	FY 2022/2023	FY 2021/2022
	Number	Number
State Corporations and Semi - Autonomous Government Agencies (SAGAs)	225	217
Public Funds established under an Act of Parliament or a Legal Notice	81	78
Universities and Other Learning Institutions	62	59
TVETs and TTCs	158	146
<b>Total number of entities</b>	<b>526</b>	<b>500</b>
Entities that did not report and are therefore not consolidated	(16)	(11)
<b>Total number of entities consolidated</b>	<b>510</b>	<b>489</b>

All the entities prepared their financial statements to 30<sup>th</sup> June 2023 in line with the National Government fiscal year except for financial institutions i.e. banks and insurance companies that are required to prepare their financial statements as of 31<sup>st</sup> December in accordance with the Banking and Insurance Acts, respectively

The consolidation is based on unaudited individual financial statements submitted by the entities pursuant to Section 81 of the PFM Act, subject to adjustments necessary for consolidation purposes. The financial statements of the following eleven (16) entities have not been consolidated in the accompanying financial statements as they had not been submitted as at the date of the consolidated financial statements:

S/N	State Corporation and SAGAs	Parent Ministry
1	Bishop Mahon Teachers Training College	State Department for Vocational and Technical Training
2	Bukura Agricultural College	State Department for Crop Development
3	Bunyala Technical Training Institute	State department for Social Protection

**Government of Kenya**  
**State Corporations, Semi–Autonomous Government Agencies and Public Funds**  
**Consolidated Financial Statements for the year ended 30<sup>th</sup> June 2023**

S/N	State Corporation and SAGAs	Parent Ministry
4	Chemilil Sugar Company	State Department for Crop Development
5	Chesta Teachers Training College	State Department for Basic Education
6	Kipsinende Technical Training Institute	State Department for Vocational and Technical Training
7	Laikipia East Technical and Vocational College	State Department for Vocational and Technical Training
8	Cooperative Societies Liquidation Fund	State Department for Cooperatives
9	Medical Practitioners and Dentists Board	Ministry of Health
10	Ebukanga TVET	State Department for Vocational and Technical Training
11	Emgwen Technical and Vocational College	State Department for Vocational and Technical Training
12	Eregi Teachers Training College	State Department for Vocational and Technical Training
13	Runyenjes Technical Training Institute	State Department for Vocational and Technical Training
14	Kenya Coast National Polytechnic	State Department for Vocational and Technical Training
15	SEME Technical Training College	State Department for Vocational and Technical Training
16	Sotik Technical Training Institute.	State Department for Vocational and Technical Training

The consolidated financial statements do not include financial statements of entities where Government investment is less than 50%. For entities where the Government has more than 50% interest, no elimination has been done for other interests not owned by the Government in these consolidated financial statements. This was largely due to different reporting periods between the commercial banks and the Central Bank of Kenya and the fact that the Water Companies are devolved entities and therefore not consolidated within these financial statements. The bank balances and services such as water sold between government entities has therefore not been eliminated in these financial statements. Government of Kenya investments and shareholding are disclosed under **Appendix IV**.

#### **1.4 Key Highlights on the Consolidated Financial Statements**

In the following paragraphs, we have provided an overview of the financial position as at and financial performance for the financial year ended 30<sup>th</sup> June 2023 as reported in the accompanying consolidated financial statements together with the commentary and comparative analysis with prior year positions of the key items in the financial statements.



**Government of Kenya**  
**State Corporations, Semi-Autonomous Government Agencies and Public Funds**  
**Consolidated Financial Statements for the year ended 30<sup>th</sup> June 2023**

The table below summarizes the financial performance as at the end of financial year 2022/2023 and the financial position for the financial year then ended as compared with the corresponding parameters in the previous financial year 2021/2022:

<b>Financial Performance</b>	<b>FY 2022/2023</b>	<b>FY 2021/2022</b>	<b>Change</b>	<b>Change</b>
	<b>KShs Million</b>	<b>KShs Million</b>	<b>KShs Million</b>	<b>%</b>
Total Revenues	1,447,244	1,355,174	92,070	6%
Total Expenses	(1,322,355)	(1,230,709)	(91,646)	7%
Profit before Tax	124,889	124,465	424	0.34%
Tax Expense and other Items	71,522	19,199	(52,323)	73%
<b>Surplus</b>	<b>196,411</b>	<b>143,664</b>	<b>52,747</b>	<b>27%</b>

<b>Financial Position</b>	<b>FY 2022/2023</b>	<b>FY 2021/2022</b>	<b>Change</b>	<b>Change</b>
	<b>KShs Million</b>	<b>KShs Million</b>	<b>KShs Million</b>	<b>%</b>
Non-Current Assets	7,679,572	6,184,636	1,494,936	19%
Current-Assets	1,832,310	1,583,022	249,288	14%
<b>Total Assets</b>	<b>9,511,881</b>	<b>7,767,658</b>	<b>1,744,223</b>	<b>18%</b>
Non-Current Liabilities	1,779,099	1,673,710	105,389	6%
Current Liabilities	2,649,638	2,215,111	434,527	16%
<b>Total Liabilities</b>	<b>4,428,736</b>	<b>3,878,034</b>	<b>550,702</b>	<b>12%</b>
<b>Net Assets</b>	<b>5,083,145</b>	<b>3,878,836</b>	<b>1,204,309</b>	<b>24%</b>

**Revenue**

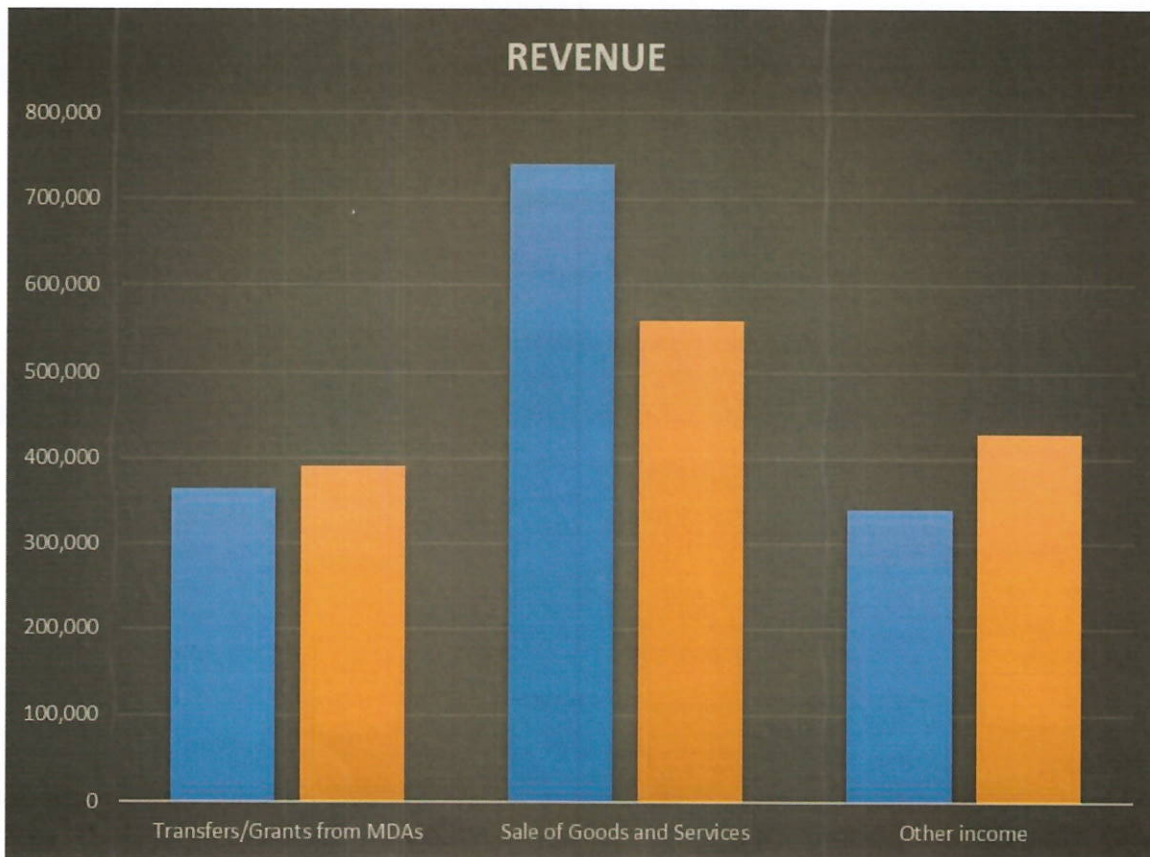
The breakdown of the total revenue reported by the Government of Kenya State Corporations, SAGAs and Public Funds during the financial year 2022/2023 is as follows:

<b>REVENUE</b>	<b>FY 2022/2023</b>	<b>FY 2021/2022</b>	<b>Change</b>	<b>%</b>
	<b>Kshs Million</b>	<b>Kshs Million</b>	<b>Kshs Million</b>	<b>Change</b>
Transfers/Grants from MDAs	365,737	396,478	-30,741	(8%)
Sale of Goods and Services	740,850	625,194	115,656	16%
Other income	340,657	333,502	7,155	2%
<b>Total Revenues</b>	<b>1,447,244</b>	<b>1,355,174</b>	<b>92,070</b>	<b>6%</b>

The total revenue for the financial year 2022/2023 was Kshs 1,447,244 million, compared to Kshs 1,355,174 million in the financial year 2021/2022 representing an increase of Kshs 92,070 million (6%). There was an increase in revenue under sales of good and services at 16% and other income at 2% indicating an improved business environment. Transfers from MDAs decreased by Kshs 30,741 million resulting from the slowing activities by the SCs and SAGAs and also the reduced collections by the National Treasury that affected funding of the National Budget requirements.

Total transfers from MDAs and recognised as revenue for the year amounted to Kshs 365,737 million during FY 2022/2023 compared to Kshs 396,478 million in FY 2021/2022 indicating 8%

decrease. The chart below summarizes the revenue for the current financial year compared with the previous year:



### **Expenditure**

Total expenditure for the FY 2022/2023 amounted to Kshs 1,322,353 million an increase of Kshs 91,644 million compared to the FY 2021/2022. The increase is mainly attributed to increase in Use of goods and services by Kshs 77,688 million signifying increase in service delivery activities in the sector compared to the previous year.

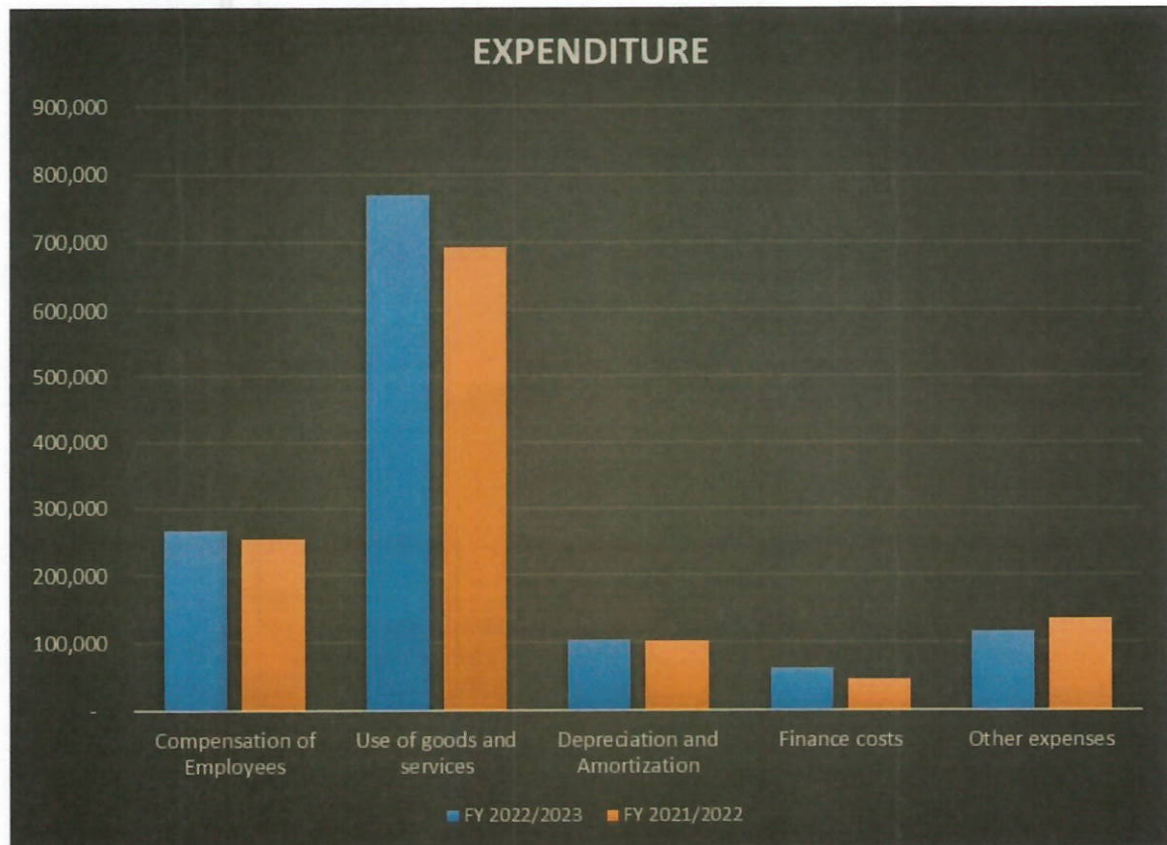


**Government of Kenya  
State Corporations, Semi–Autonomous Government Agencies and Public Funds  
Consolidated Financial Statements for the year ended 30<sup>th</sup> June 2023**

The summary of expenditure incurred in fulfilling the service delivery objectives of the state corporations and SAGA's for the period under review against the previous period are summarized in the table below

EXPENDITURE	FY 2022/2023	FY 2021/2022	Change	%
	KShs Million	KShs Million	KShs Million	Change
Compensation of Employees	266,480	254,538	11,942	4%
Use of goods and services	770,224	692,536	77,688	10%
Depreciation and Amortization	105,146	103,171	1,975	2%
Finance costs	62,393	44,739	17,654	28%
Other expenses	118,110	135,725	(17,615)	(15%)
<b>Total Expenses</b>	<b>1,322,353</b>	<b>1,230,709</b>	<b>91,644</b>	<b>7%</b>

The breakdown of the expenditure is as summarized in the chart below:



**Surplus for the Year**

The surplus for the Government of Kenya State Corporations, Semi - Autonomous Government Agencies and Public Funds for the financial year 2022/2023 increased by Kshs 52,747million from a surplus of Kshs 196,411million in the previous year to Kshs 143,664million in the current year.

**Government of Kenya  
State Corporations, Semi-Autonomous Government Agencies and Public Funds  
Consolidated Financial Statements for the year ended 30<sup>th</sup> June 2023**

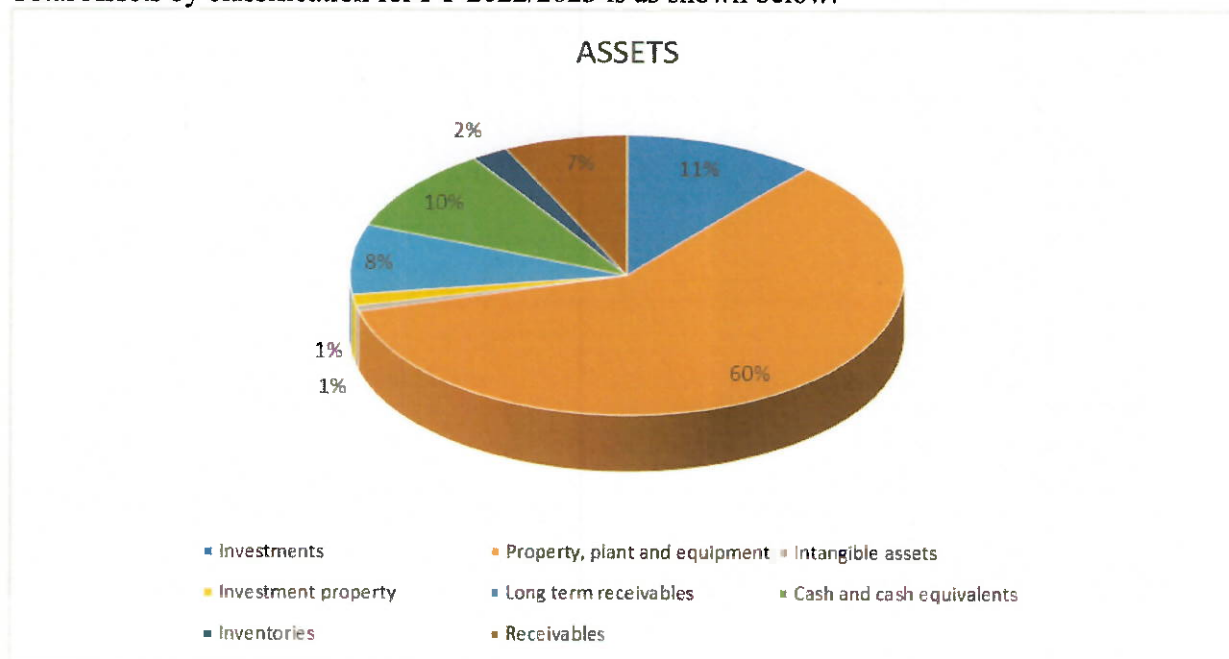
**Assets**

The State Corporations, SAGAs and Public Funds assets comprises of non-current and current assets. Non – Current assets include property, plant and equipment, investments, intangible assets and investment property. Current assets include cash and cash equivalents, inventories and accounts receivables.

The breakdown of the composition of assets is as summarized below:

<b>ASSETS</b>	<b>FY 2022/2023</b>	<b>FY 2021/2022</b>	<b>Change</b>	<b>%</b>
<b>Particulars</b>	<b>KShs Million</b>	<b>KShs Million</b>	<b>KShs Million</b>	<b>Change</b>
Investments	1,068,637	995,232	73,405	7%
Property, plant and equipment	5,666,847	4,488,258	1,178,589	21%
Intangible assets	63,436	54,710	8,726	14%
Investment property	123,143	125,871	(2,728)	(2%)
Long term receivables	757,507	520,566	236,941	31%
Cash and cash equivalents	943,854	763,096	180,758	19%
Inventories	202,727	182,406	20,321	10%
Receivables	685,728	637,519	48,209	7%
<b>Total Assets</b>	<b>9,511,878</b>	<b>7,767,658</b>	<b>1,744,220</b>	<b>18%</b>

Total Assets by classification for FY 2022/2023 is as shown below:



**Government of Kenya**  
**State Corporations, Semi–Autonomous Government Agencies and Public Funds**  
**Consolidated Financial Statements for the year ended 30<sup>th</sup> June 2023**

Property, Plant and Equipment accounted for 60% of all assets within the SCs, SAGAs and Public Funds in the National Government. Investments accounted for 2% , cash and cash equivalents and receivables accounted for 7% each while inventories, long term receivables and intangible assets accounted for 10% in total. The major classes of property, plant and equipment include land, buildings, infrastructure assets among others.

There was an increase in investment property by 36% indicating the increased completion of prior periods works in progress and an increase of 19% under the PPE indicating government expenditure on capital assets. Cash and cash equivalents increased by 19% or Kshs 128,109 million as compared to the previous year.

The following entities contributed 80% of the total assets of all the State Corporations, SAGAs and Public Funds as at 30<sup>th</sup> June 2023;

	<b>State Corporation/SAGA</b>	<b>Value Ksh Million</b>
1	Central Bank of Kenya	1,783,209
2	Kenya Airports Authority	1,057,512
3	Kenya Railways Corporation	783,290
4	Kenya National Highways Authority	768,342
5	Kenya Electricity Generating Company Plc	514,374
6	Kenya Rural Roads Authority	407,214
7	The Kenya Power and Lighting Company PLC	353,037
8	Kenya Ports Authority	346,992
9	National Social Security Fund	314,082
10	Kenya Electricity Transmission Company Limited	236,924
11	Kenya Roads Board	225,690
12	University of Nairobi	212,422
13	Kenya Pipeline Co. Ltd	129,450
14	Rural Electrification And Renewable Energy Corporation	128,635
15	Athi Water Works Development Agency	118,979
16	Higher Education Loans Board	115,551
17	Geothermal Development Company Limited	108,463
	<b>Total</b>	<b>7,604,166</b>

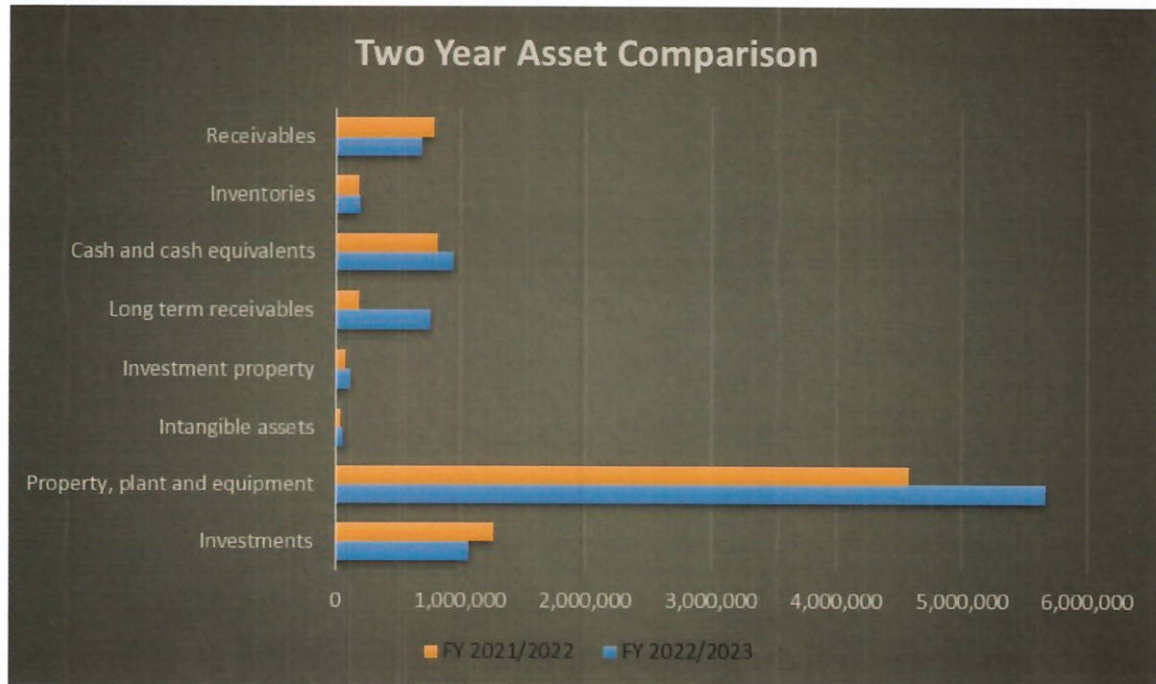
The high valued assets held by these entities include, held to maturity investments for Central Bank of Kenya, plant, property and equipment for Kenya Railways Corporation, Kenya Urban Road Authority, Kenya Power and Lighting Company Limited, Kenya Electricity Generating Company, Nairobi University and Kenya Rural Roads Authority and Investments in bills and bonds for National Social Security Fund.



**Government of Kenya  
State Corporations, Semi-Autonomous Government Agencies and Public Funds  
Consolidated Financial Statements for the year ended 30<sup>th</sup> June 2023**

As at 30<sup>th</sup> June 2023 the State Corporations, SAGAs and Public Funds total assets amounted to Kshs 9,511,881 million compared to Kshs 7,767,658million as at 30<sup>th</sup> June 2022, representing an increase of Kshs 1,562,537 million (16%). The increase is attributed mainly to the movement in the value of property, plant and equipment by Kshs 1,178,589 million, investments by Kshs 73,405 million in Long term receivables by 236,941 million, investment property however saw an reduction in value by 2,727million.

Total assets comparison for the two-year period are as summarised in the chart below:



**Liabilities**

The State Corporations, SAGAs and Public Funds liabilities comprises of non- current and current liabilities. Non –current liabilities include long term borrowings, deferred tax liabilities and employee benefit obligations. Current liabilities include accounts payables, bank overdrafts and short-term borrowings.



**Government of Kenya**  
**State Corporations, Semi–Autonomous Government Agencies and Public Funds**  
**Consolidated Financial Statements for the year ended 30<sup>th</sup> June 2023**

The total liabilities movement is as shown below:

<b>LIABILITIES</b>	<b>FY 2021/2022</b>	<b>FY 2022/2023</b>	<b>Change</b>	<b>%</b>
<b>Particulars</b>	<b>KShs Million</b>	<b>KShs Million</b>	<b>KShs Million</b>	<b>Change</b>
Non-Current Borrowings	376,207	434,294	58,087	13%
Deferred tax liability	134,152	134,312	160	0%
Non-Current Employee benefit obligation	13,785	16,378	2,593	16%
Other long-term liabilities	1,149,566	1,194,115	44,549	4%
Payables from exchange transactions	2,047,335	2,459,810	412,475	17%
Borrowings	50,686	48,323	(2,363)	(5%)
Finance lease obligation	27	90	63	70%
Deferred income	108,424	128,060	19,636	15%
Employee benefit obligation	5,362	6,564	1,202	18%
Taxation	3,276	6,791	3,515	52%
<b>Total Liabilities</b>	<b>3,888,820</b>	<b>4,428,732</b>	<b>539,912</b>	<b>12%</b>

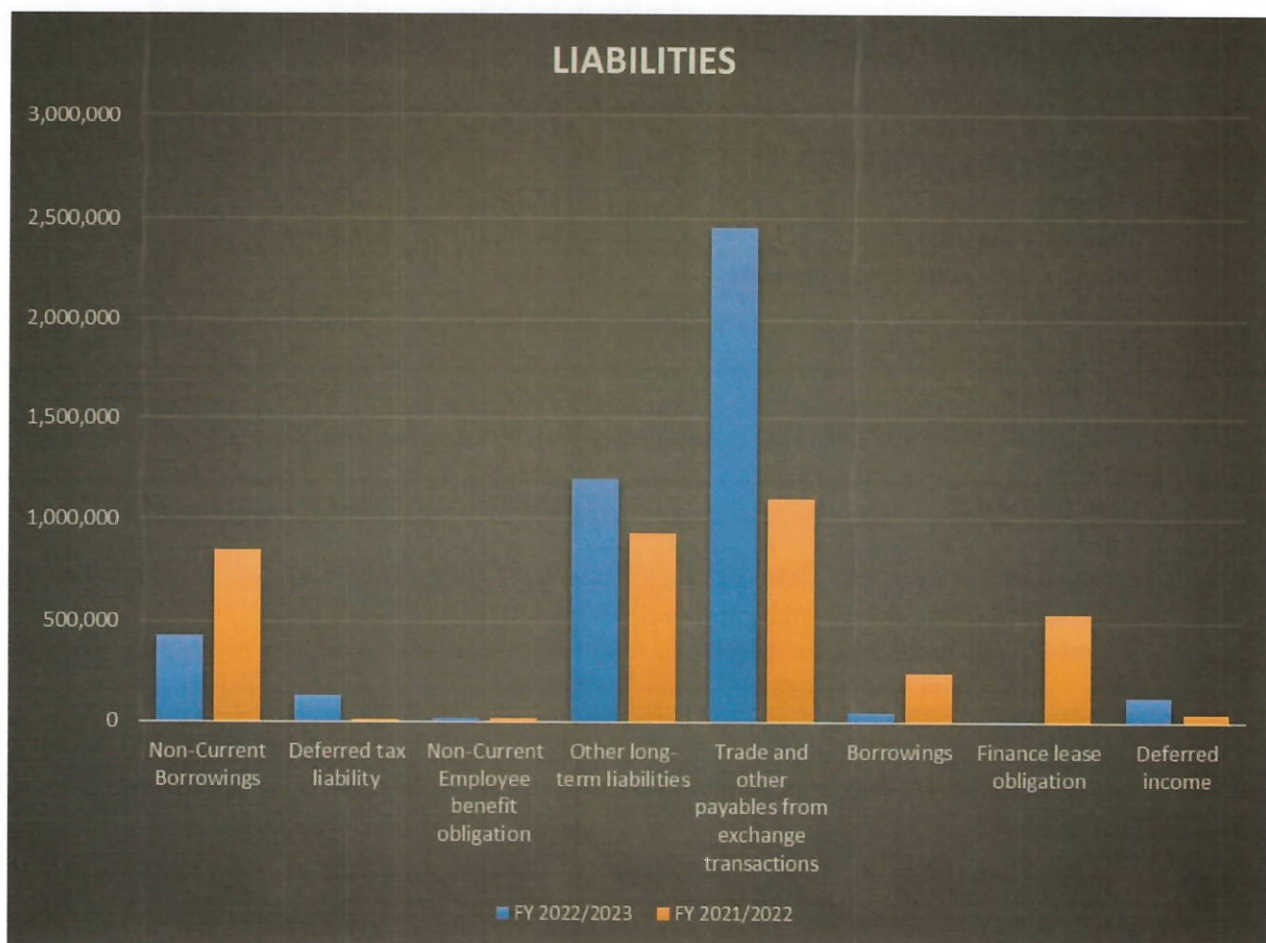
Total liabilities as at 30<sup>th</sup> June 2023 increased by 12% to Kshs 4,428,732 million compared to Kshs 3,888,820 million as at the end of the financial year 2021/22.

The main contributors to the increase in total liabilities are trade and other payables by 2,459,810 million (56%) and borrowings both current and non current by 482,617million (11%).

The increase was countered by a decreased in liabilities and borrowings both current and non current of Kshs 539,912 million giving an overall rise in liabilities by 12% as compared to the previous year

**Government of Kenya**  
**State Corporations, Semi-Autonomous Government Agencies and Public Funds**  
**Consolidated Financial Statements for the year ended 30<sup>th</sup> June 2023**

Total liabilities are also summarised in the chart below:



Trade and other payables as well as other long term liabilities have seen a reduction in their composition of the total liabilities of State Corporations and SAGA's this implies increased efficiency in servicing the liability obligations and therefore enhanced relationships between the service delivery providers and the state corporations which goods and services are supplied or delivered to. Finance lease obligations also increased in the current period from almost a nil provision in the previous period signifying interest in lease financing for the provision of services rendered by the state corporations in the period.

**Government of Kenya**  
**State Corporations, Semi–Autonomous Government Agencies and Public Funds**  
**Consolidated Financial Statements for the year ended 30<sup>th</sup> June 2023**

**Net Assets/Worth**

The State Corporations, SAGAs and Public Funds net assets as at 30<sup>th</sup> June 2023 amounted to Kshs 5,083,145 million compared to Kshs 3,878,837 million for the financial year 2021/2022. This represents 20% growth rate. The growth is mainly attributed to an overall increase in revaluation reserves by 30% capital fund (10%), capital fund reserve (6%) and retained earnings (5%) respectively. Capital fund relates to development funds received from the government of Kenya and other shareholders while capital fund reserve relates to funds reserved for long term capital investments projects or any other large unanticipated expenses that will be incurred in future.

The net assets are represented by the following:

<b>Capital and Reserves</b>	<b>FY 2022/2023</b>	<b>FY 2021/2022</b>	<b>Change</b>	<b>%</b>
	<b>KShs Million</b>	<b>KShs Million</b>	<b>KShs Million</b>	<b>Change</b>
Ordinary share capital	133,102	128,617	4,485	3%
Revaluation reserve	2,162,292	1,110,561	1,051,731	49%
Fair value adjustments	196,100	213,089	(16,989)	(9%)
Retained earnings	1,121,397	984,389	137,008	12%
Minority interest	503	640	(137)	(27%)
Capital Fund Reserve	1,469,752	1,441,541	28,211	2%
<b>Total Capital and Reserves</b>	<b>5,083,146</b>	<b>3,878,837</b>	<b>1,204,309</b>	<b>24%</b>

The following State Corporations contributed 78% of the total net worth of all the State Corporations, SAGAs and Public Funds as at 30<sup>th</sup> June 2023;

	<b>State Corporation/SAGA</b>	<b>Amount (Millions)</b>
1	Kenya Airports Authority	1,031,116
2	Kenya National Highways Authority	681,823
3	Central Bank Of Kenya	410,077
4	Kenya Rural Roads Authority	344,217
5	National Social Security Fund	312,304
6	Kenya Electricity Generating Company Plc	273,620
7	Kenya Ports Authority	214,876
8	University Of Nairobi	195,073
9	Higher Education Loans Board	113,864
10	Rural Electrification And Renewable Energy Corporation	112,491
11	Kenya Forest Service	92,401
12	Kenya Pipeline Co. Ltd	90,513
13	Public Service Superannuation Fund	84,736
	<b>Total</b>	<b>3,957,111</b>



**Government of Kenya**  
**State Corporations, Semi–Autonomous Government Agencies and Public Funds**  
**Consolidated Financial Statements for the year ended 30<sup>th</sup> June 2023**

**Cash Flows and Cash Position**

The cash and cash equivalents held by the Government of Kenya State Corporations, Semi - Autonomous Government Agencies and Public Funds as at 30<sup>th</sup> June 2023 was Kshs 943,851 million compared to Kshs 815,744 million reported as at 30<sup>th</sup> June 2022. The breakdown of the cash and cash equivalent is as summarized below:

Cash and Cash equivalents	FY 2022/2023	FY 2021/2022	Change	Change
	Kshs Million	Kshs Million	Kshs	%
Cash in hand and in transit	11,040	13,163	(2,123)	(19%)
Cash at bank	804,173	641,817	162,356	20%
Fixed deposits	77,481	73,613	3,868	5%
Treasury bills	50,966	34,299	16,667	33%
MPESA	180	185	(5)	(3%)
Staff Imprests	11	16	(5)	(45%)
<b>TOTAL</b>	<b>943,851</b>	<b>763,093</b>	<b>180,758</b>	<b>19%</b>

The increase of Kshs 180,758 million is explained by unrealized foreign exchange gains on the foreign currency denominated cash holdings of the state agencies.

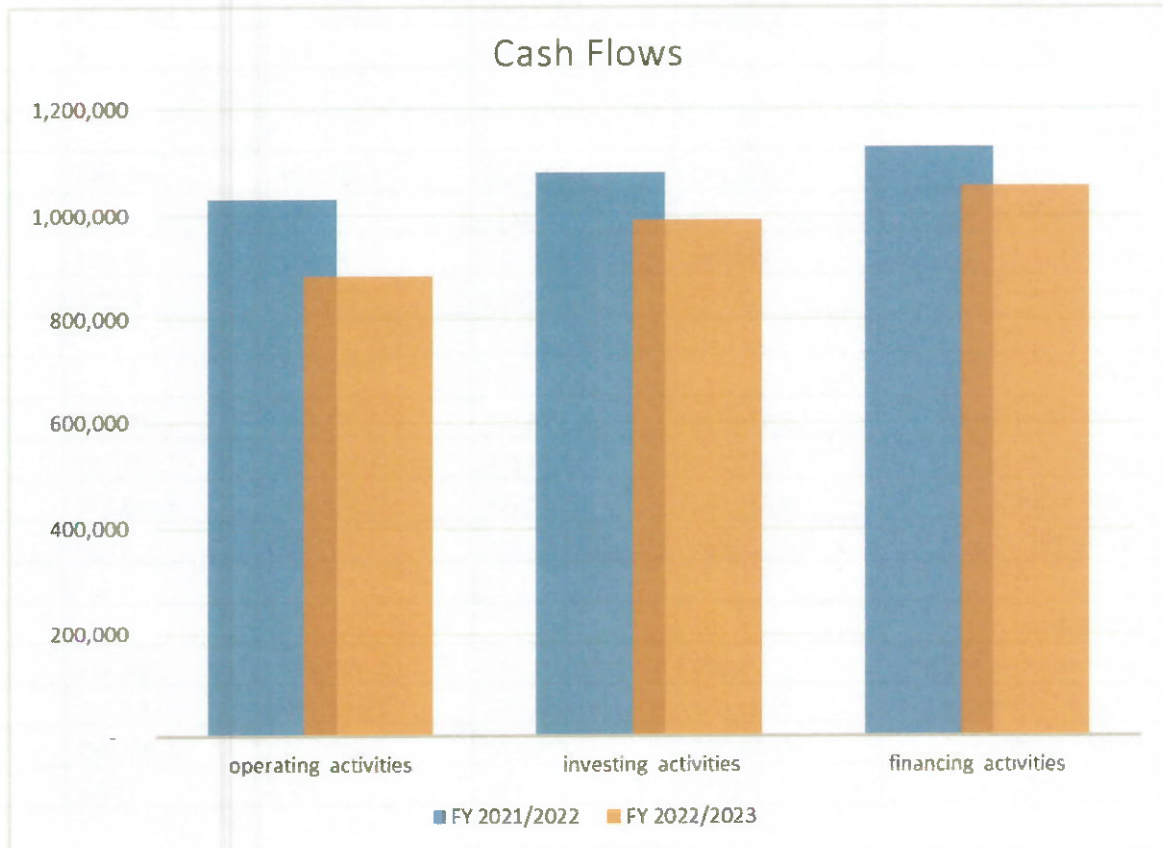
The top twenty State Corporations have a combined cash and bank balances of Kshs 787,674million, which accounts to 79% of the total cash and cash equivalents as at 30<sup>th</sup> June 2023.

	State Corporation/SAGA	Amount Millions)
1	Central Bank of Kenya	512,113
2	Kenya Rural Roads Authority	48,301
3	Kenya Roads Board	28,289
4	Road Maintenance Levy Fund	20,719
5	National Government Constituencies Development Fund (Fund Account)	20,166
6	The Kenya Power and Lighting Company PLC	18,231
7	Communication Authority of Kenya- Universal Service Fund	18,120
8	Kenya National Highways Authority	17,222
9	Kenya Electricity Generating Company Plc	14,998
10	Kenya Pipeline Co. Ltd	11,732
11	Communications Authority of Kenya	10,707
12	Kenya Urban Roads Authority	8,947
13	Kenya Ports Authority	8,369
14	Kenya Institute of Curriculum Development (KICD)	7,963
15	Roads Annuity Fund	7,328
16	Kenya Wildlife Service	7,295
17	Kenya Electricity Transmission Company Limited	7,264
18	Contingencies Fund Account	7,000
19	Kenya Airports Authority	6,802
20	KeNHA Levy Fund	6,108
	<b>Total</b>	<b>787,674</b>

**Government of Kenya**  
**State Corporations, Semi–Autonomous Government Agencies and Public Funds**  
**Consolidated Financial Statements for the year ended 30<sup>th</sup> June 2023**

The table below summarizes cash flows generated and used from various activities.

<b>CASH FLOWS ACTIVITIES</b>	<b>FY 2022/2023</b>	<b>FY 2021/2022</b>
	<b>Kshs Million</b>	<b>Kshs Million</b>
Cash flows from / (used in) operating activities	174,559	(20,254)
Cash flows used in investing activities	(171,153)	(296,857)
Cash flows from financing activities	177,351	214,493
Net (decrease)/increase in cash and cash equivalents	180,757	(102,618)
Cash and cash equivalents at 1 July	<b>763,095</b>	<b>865,713</b>
Cash and cash equivalents at year end	<b>943,852</b>	<b>763,095</b>



**Government of Kenya**  
**State Corporations, Semi–Autonomous Government Agencies and Public Funds**  
**Consolidated Financial Statements for the year ended 30<sup>th</sup> June 2023**

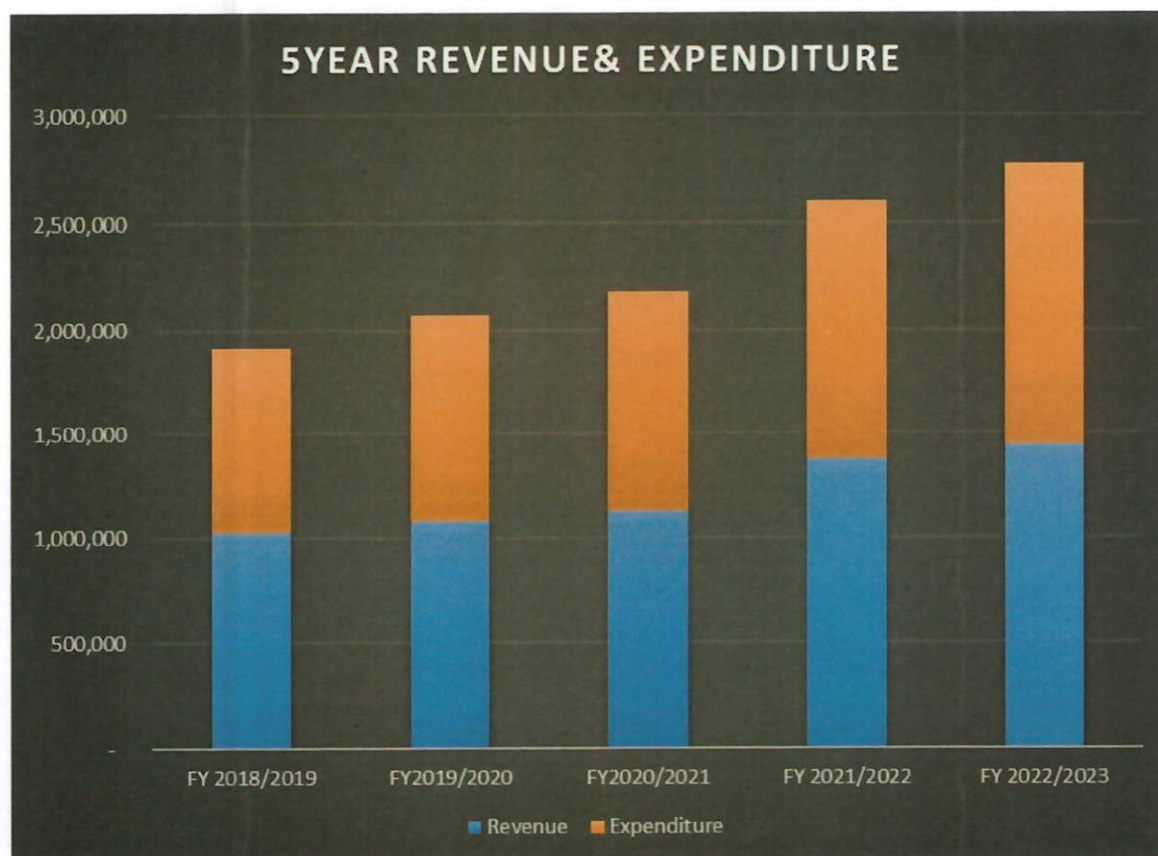
**1.5 Trend analysis for the last five financial years**

The table and chart below shows the performance and position for the last five financial years:

	FY 2022/2023	FY 2021/2022	FY2020/2021	FY2019/2020	FY 2018/2019
Revenue	KShs Millions	KShs Millions	KShs Millions	KShs Millions	KShs Millions
Transfers/Grants from MDAs	365,737	390,318	338,508	282,637	241,721
Other revenue	1,081,507	987,645	789,028	797,084	789,250
<b>Total revenue</b>	<b>1,447,244</b>	<b>1,377,969</b>	<b>1,127,536</b>	<b>1,079,722</b>	<b>1,030,971</b>
% increase	5%	22%	4%	5%	5%
<b>Expenditure</b>					
Expenditure	1,322,353	1,223,638	1,055,020	990,893	882,351
% increase	7%	16%	6%	12%	3%
<b>Surplus</b>	<b>124,891</b>	<b>172,239</b>	<b>57,009</b>	<b>88,829</b>	<b>148,620</b>
% Changes	(53%)	130%	(36%)	(67%)	20%
<b>Assets</b>					
Non-Current Assets	7,679,572	6,157,757	5,687,581	4,490,630	4,895,282
Current Assets	1,832,310	1,779,816	1,791,587	2,109,749	1,780,805
<b>Total Assets</b>	<b>9,511,882</b>	<b>7,937,573</b>	<b>7,479,168</b>	<b>6,600,379</b>	<b>6,676,087</b>
% Changes	29%	4%	13%	(1%)	29%
<b>Liabilities</b>					
Non-Current Liabilities	1,779,099	1,803,946	1,722,061	1,596,337	1,304,330
Current Liabilities	2,649,638	2,074,087	2,100,739	1,898,561	2,232,834
<b>Total Liabilities</b>	<b>4,428,737</b>	<b>3,878,034</b>	<b>3,822,800</b>	<b>3,494,898</b>	<b>3,537,164</b>
% Changes	12%	1%	9%	(1%)	37%

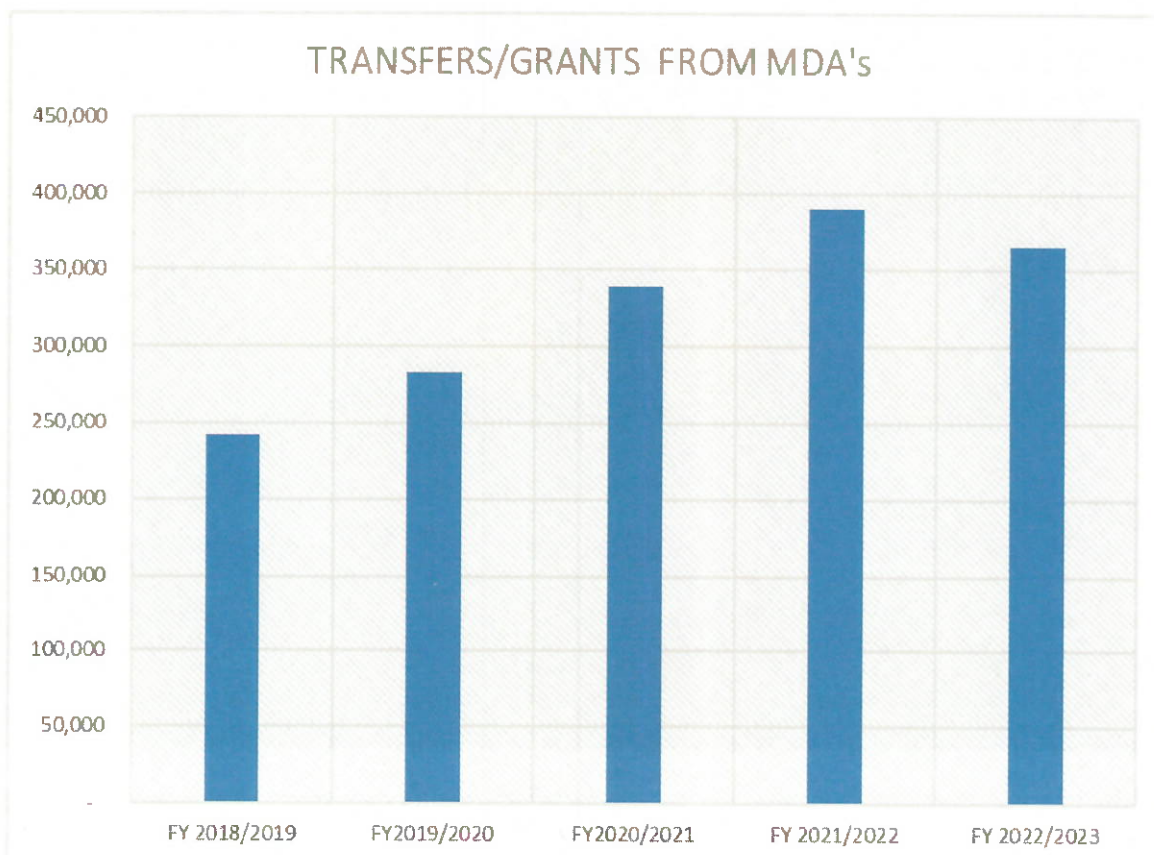


**Government of Kenya  
State Corporations, Semi-Autonomous Government Agencies and Public Funds  
Consolidated Financial Statements for the year ended 30<sup>th</sup> June 2023**



Over the last five years, revenue has increased at an average rate of 6% per annum. However, in the year under review, revenue increased by 22% depicting the improved tax collection by the National Government. This translated to increase in transfers by the MDAs to the State Corporations and SAGAs. In addition, sale of goods and services by SCs and SAGAs improved following the reopening of the economy during the post Covid- 19 pandemic period. Expenditure has also grown steadily but has always been below the revenue generated by the State Corporations and SAGAs.

Transfers/Grants from MDAs and other revenue trend analysis for the last five financial years:

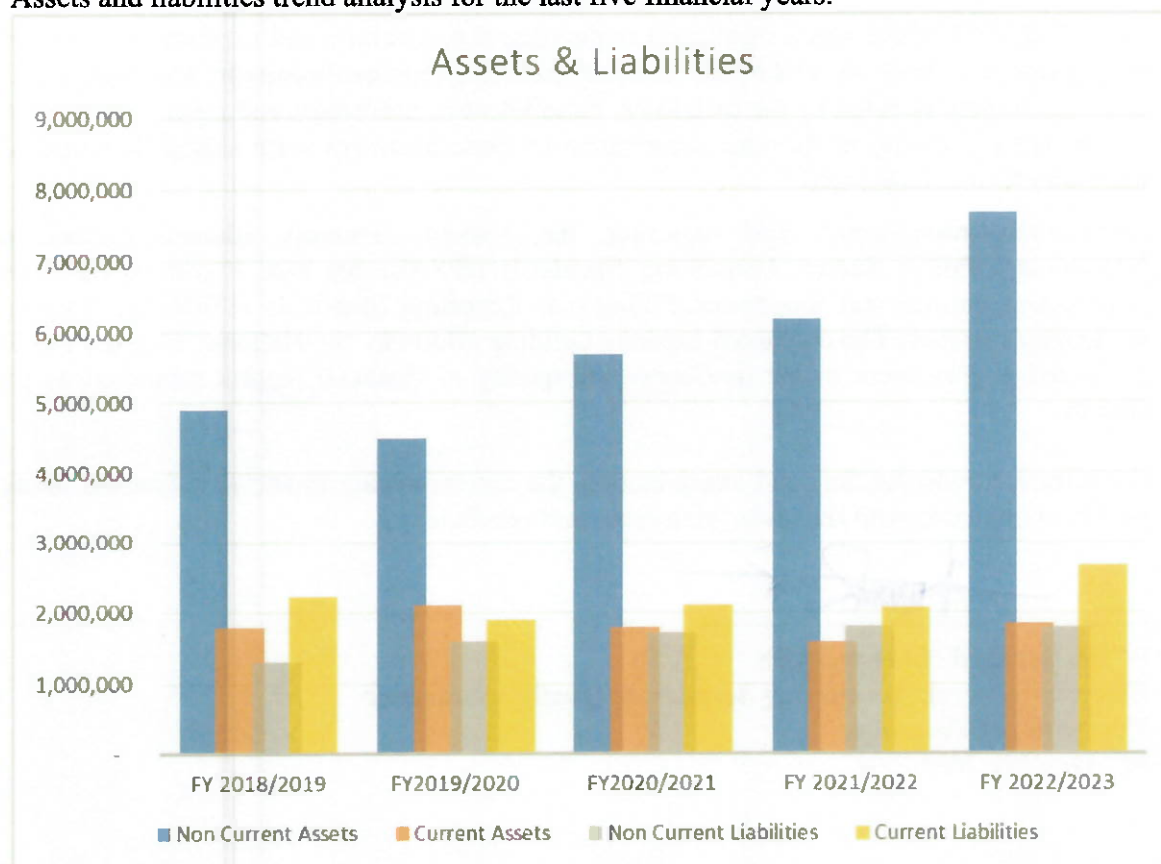


The transfers from MDAs have consistently increased over the last five years at an average rate of 10 % per annum. In the current year, the increase was 15% owing to the improved revenue collection by the National Government in form of taxes. These taxes are then transferred through MDAs to the State Corporations and SAGAs to carry out activities in line with their approved budgets.



**Government of Kenya  
State Corporations, Semi–Autonomous Government Agencies and Public Funds  
Consolidated Financial Statements for the year ended 30<sup>th</sup> June 2023**

Assets and liabilities trend analysis for the last five financial years:



Non-current assets have grown in the last 5 years by 29% in FY 2022/2023 as compared to FY 2018/2019. This indicates the continued investment of Government especially in infrastructure assets that include the roads and the railways. Current assets have seen a decline depicting the efficiency of collection of the assets that are largely made up by accounts receivables and inventories. Total liabilities have grown by 20% compared to five years ago in FY 2018/2019. This depicts the increased activities through government projects. However, the National Government has instituted measures to ensure all eligible pending bills are identified and paid. The ratio of total liabilities to total assets has remained approximately 50% over the years with the total assets comprising a large proportion of this composition indicating a healthy liquidity position for the SCs and SAGAs.

## **Conclusion**

In FY 2022/2023 there was a significant improvement in revenues and expenditure as compared to the prior year. Some sectors of the economy including tourism, hospitality and transport which had been largely affected by the lockdown, curtailment of movement and institution of a curfew saw increased activity in the year when some of these measures were scaled down and other inhibiting factors eliminated.

To increase transparency and reporting, the National Treasury adopted accrual based International Public Sector Accounting Standards (IPSAS) for non – commercial national government entities and International Financial Reporting Standards (IFRS) for commercial government entities. The continued capacity building efforts by the National Treasury has led to continued improvement in the timeliness and quality of financial reports submitted by public entities.

For effective understanding and interpretation, the accompanying financial statements should be read in conjunction with the underlying notes and schedules.



---

**FCCA Bernard Ndungu, MBS  
Director General, Accounting Services & Quality Assurance  
The National Treasury  
30<sup>th</sup> October 2023**

## **2.0 Statement of Responsibilities**

Section 80 of the Public Finance Management Act, 2012 requires the National Treasury to prepare annual financial statements that consolidate the financial statements prepared by all National Government entities, in accordance with the accounting policies and formats prescribed by the Public Sector Accounting Standards Board. The National Treasury is required to submit the consolidated financial statements to the Auditor General and a copy to the Controller of Budget and the Commission on Revenue Allocation by 31<sup>st</sup> October 2023.

These consolidated financial statements relate to the National Government **State Corporations, Semi-Autonomous Government Agencies (SAGAs) and Public Funds** for the financial year ended 30<sup>th</sup> June 2023.


The consolidated financial statements are based on financial statements prepared and submitted by the respective State Corporations, Semi-Autonomous Government Agencies (SAGAs) and Public Funds in accordance with Section 81 of the PFM Act, 2012. The responsibility of ensuring accuracy and completeness of the financial statements rests with the Accounting Officers of the respective entities. The National Treasury is responsible for the preparation of the consolidated financial statements of the State Corporations, Semi-Autonomous Government Agencies and Public Funds.

The consolidated financial statements have been prepared on a going concern basis and are based on accounting policies which have been consistently applied and supported by reasonable and prudent judgments and estimates.

To the best of our knowledge, the consolidated financial statements set out on pages 1 to 33 are complete in all material aspects and have been prepared based on financial statements submitted by the State Corporations, Semi-Autonomous Government Agencies (SAGAs) and Public Funds for the financial year ended 30<sup>th</sup> June 2023.



-----  
**FCPA Bernard Ndungu, MBS  
Director General Accounting Services & Quality Assurance  
The National Treasury  
30<sup>th</sup> October 2023**

  
-----  
**Dr Chris Kiptoo PhD, CBS  
Principal Secretary  
The National Treasury  
30<sup>th</sup> October 2023**  
-----  
**Njuguna S. Ndung'u, PhD, CBS  
Cabinet Secretary  
The National Treasury & Economic Planning  
30<sup>th</sup> October 2023**

**Government of Kenya  
State Corporations, Semi-Autonomous Government Agencies and Public Funds  
Consolidated Financial Statements for the year ended 30<sup>th</sup> June 2023**

**3.0 Financial Statements**


**3.1 Statement of Financial Performance for the Year Ended 30<sup>th</sup> June 2023**

Description	Notes	FY 2022/2023 Kshs	FY 2021/2022 Kshs
<b>REVENUES</b>			
Transfers/Grants from MDAs	<b>1</b>	365,736,739,371	396,478,116,190
Sale of Goods and Services	<b>2</b>	740,849,935,816	625,193,966,079
Other income	<b>3</b>	340,657,310,265	333,501,930,482
<b>TOTAL REVENUES</b>		<b>1,447,243,985,452</b>	<b>1,355,174,012,751</b>
<b>EXPENSES</b>			
Compensation of Employees	<b>4</b>	266,480,211,338	254,538,171,433
Use of goods and services	<b>5</b>	770,224,403,777	692,535,730,238
Depreciation and Amortisation	<b>6</b>	105,146,261,082	103,170,513,137
Finance costs	<b>7</b>	62,393,795,609	44,739,827,253
Other expenses	<b>8</b>	118,110,341,062	135,725,192,547
<b>TOTAL EXPENSES</b>		<b>1,322,355,012,868</b>	<b>1,230,709,434,608</b>
<b>SURPLUS BEFORE TAX</b>		<b>124,888,972,583</b>	<b>124,464,578,143</b>
Tax expenses	<b>9</b>	18,820,554,837	15,905,318,393
Other items	<b>10</b>	(90,343,042,404)	(35,104,749,612)
<b>Total Tax Expense including Tax and other Items</b>		<b>(71,522,487,567)</b>	<b>(19,199,431,219)</b>
<b>SURPLUS FOR THE YEAR</b>		<b>196,411,460,150</b>	<b>143,664,009,362</b>

The financial statements should be read in conjunction with the accompanying notes and appendices to this report.



-----  
**FCPA Bernard Ndungu, MBS**  
Director General Accounting Services  
& Quality Assurance  
The National Treasury  
30<sup>th</sup> October 2023



-----  
**CPA Jona Wala**  
Ag. Director Accounting Services  
The National Treasury  
30<sup>th</sup> October 2023



**Government of Kenya**  
**State Corporations, Semi-Autonomous Government Agencies and Public Funds**  
**Consolidated Financial Statements for the year ended 30<sup>th</sup> June 2023**

**3.2 Statement of Financial Position as at 30<sup>th</sup> June 2023**

Description	Notes	FY 2022/2023	FY 2022/2023
		Kshs	Kshs
<b>NON-CURRENT ASSETS</b>			
Investments	11	1,068,637,384,386	995,231,854,614
Property, plant and equipment	12	5,666,847,195,733	4,488,257,835,982
Intangible assets	13	63,436,691,777	54,709,735,849
Investment property	14	123,143,148,486	125,870,650,351
Long term receivable	15	757,507,256,737	520,565,731,553
<b>TOTAL NON-CURRENT ASSETS</b>		<b>7,679,571,677,118</b>	<b>6,184,635,808,349</b>
<b>CURRENT-ASSETS</b>			
Cash and cash equivalents	16	943,853,784,838	763,095,530,627
Inventories	17	202,727,870,309	182,406,360,924
Receivables	18	685,728,612,582	637,519,944,685
<b>TOTAL CURRENT-ASSETS</b>		<b>1,832,310,267,729</b>	<b>1,583,021,836,236</b>
<b>TOTAL ASSETS</b>		<b>9,511,881,944,847</b>	<b>7,767,657,644,585</b>
<b>EQUITY AND LIABILITIES</b>			
Ordinary share capital		133,101,729,856	128,617,333,746
Revaluation reserve		2,162,291,627,250	1,110,560,777,508
Fair value adjustment reserve		196,099,871,396	213,088,558,308
Retained earnings		1,121,396,641,996	984,388,969,471
Minority interest		503,356,749	640,299,405
Capital Fund		1,469,751,901,391	1,441,540,759,400
<b>TOTAL CAPITAL AND RESERVES</b>	19	<b>5,083,145,128,638</b>	<b>3,878,836,697,838</b>
<b>NON-CURRENT LIABILITIES</b>			
Non-Current Borrowings	20	434,293,675,563	376,207,102,334
Deferred tax liability	21	134,312,054,795	134,152,237,460
Non-Current Employee benefit obligation	22	16,378,082,847	13,784,837,660
Other long-term liabilities	23	1,194,114,855,303	1,149,566,038,459
<b>TOTAL NON-CURRENT LIABILITIES</b>		<b>1,779,098,668,508</b>	<b>1,673,710,215,913</b>
<b>CURRENT LIABILITIES</b>			
Trade and other payables from exchange transactions	24	2,459,809,662,301	2,047,335,236,569
Borrowings	25	48,322,902,965	50,686,072,877
Finance lease obligation	26	90,421,324	27,320,669
Deferred income	27	128,060,439,734	108,424,355,215
Employee benefit obligation	28	6,564,048,708	5,361,696,121
Taxation	29	6,790,672,669	3,276,049,383
<b>TOTAL CURRENT LIABILITIES</b>		<b>2,649,638,147,700</b>	<b>2,215,110,730,834</b>
<b>TOTAL EQUITY AND LIABILITIES</b>		<b>9,511,881,944,847</b>	<b>7,767,657,644,584</b>

**Government of Kenya**  
**State Corporations, Semi-Autonomous Government Agencies and Public Funds**  
**Consolidated Financial Statements for the year ended 30<sup>th</sup> June 2023**

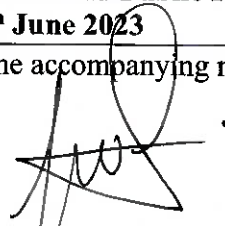
---

The financial statements should be read in conjunction with the accompanying notes and appendices to this report.



---

**FCPA Bernard Ndungu, MBS**  
**Director General Accounting Services &**  
**Quality Assurance**  
**The National Treasury**  
**30<sup>th</sup> October 2023**



---

**CPA Jona Wala**  
**Ag. Director Accounting Services**  
**The National Treasury**  
**30<sup>th</sup> October 2023**

**Government of Kenya  
State Corporations, Semi-Autonomous Government Agencies and Public Funds  
Consolidated Financial Statements for the year ended 30<sup>th</sup> June 2023**

**3.3 Statement of Changes in Net Assets for the year ended 30<sup>th</sup> June 2023**

Description	Ordinary share capital	Revaluation <sup>1</sup> reserve	Fair value adjustment reserve <sup>2</sup>	Retained earnings	Minority interest <sup>3</sup>	Capital Fund <sup>4</sup>	Total
	Kshs	Kshs	Kshs	Kshs	Kshs	Kshs	Kshs
<b>As at 1st July 2021</b>	126,546,143,595	457,732,299,755	179,903,345,221	706,342,141,297	652,020,149	1,172,684,473,832	2,643,860,423,849
Surplus for the Year	-	-	-	143,664,009,362	-	-	143,664,009,362
Capitalized Transfers	73,681,500	24,102,423,714	-	164,211,539	50,016,249	105,434,764,456	129,825,097,458
Changes During the Year	1,997,508,651.00	628,726,054,039	33,185,213,087	134,218,607,272	(61,736,993)	163,421,521,113	961,487,167,168
<b>As at 30th June 2022</b>	<b>128,617,333,746</b>	<b>1,110,560,777,508</b>	<b>213,088,558,308</b>	<b>984,388,969,471</b>	<b>640,299,405</b>	<b>1,441,540,759,400</b>	<b>3,878,836,697,838</b>
<b>As at 1st July 2022</b>	128,617,333,746	1,110,560,777,508	213,088,558,308	984,388,969,471	640,299,405	1,441,540,759,400	3,878,836,697,838
Surplus for the Year	-	-	-	196,411,460,150	-	-	196,411,460,150
Capitalized Transfers	-	-	-	-	-	83,055,798,889	83,055,798,889
Changes During the Year	4,484,396,110	1,051,730,849,743	(16,988,686,912)	(59,516,258,472)	(136,942,656)	(54,732,186,051)	924,841,171,762
<b>As at 30th June 2023</b>	<b>133,101,729,856</b>	<b>2,162,291,627,250</b>	<b>196,099,871,396</b>	<b>1,121,284,171,149</b>	<b>503,356,749</b>	<b>1,469,864,372,238</b>	<b>5,083,145,128,638</b>

**Statement of Changes in Net Assets for the year ended 30<sup>th</sup> June 2023 (Continued)**

<sup>1</sup>Revaluation reserve arises on the revaluation of property, plant and equipment. When revalued property, plant and equipment are disposed, revaluation reserve that relates to that asset is transferred directly to retained earnings. The reserve is not distributable to shareholders.

<sup>2</sup>Fair value adjustment reserve represents the cumulative gains and losses arising on the revaluation of available-for-sale financial assets that have been recognised in other comprehensive income, net of amounts reclassified to profit or loss when those assets have been disposed of. The reserve is not distributable to shareholders.

<sup>3</sup>Minority interest refers to the equity of the non - controlling shareholders.

<sup>4</sup>Capital fund comprises of grants and donations received from the government and other development partners' for infrastructure projects and assets.

<sup>5</sup>Capital reserve comprises of funds reserved for long term capital investments projects or any other large an unanticipated expenses that will be incurred in future.

<sup>6</sup>Changes during the year relate to movement in different net assets items.



**Government of Kenya**  
**State Corporations, Semi–Autonomous Government Agencies and Public Funds**  
**Consolidated Financial Statements for the year ended 30<sup>th</sup> June 2023**

**3.4 Statement of Cash Flows for the year ended 30<sup>th</sup> June 2023**

Description	FY 2022/2023 Kshs	FY 2021/2022 Kshs
<b>Receipts</b>		
Recurrent & Development Transfers/Grants from MDAs	576,740,507,145	758,343,348,912
Sale of Goods and Services	438,335,429,078	301,483,560,954
Other income	187,241,178,200	127,325,722,499
<b>Total Receipts</b>	<b>1,202,317,114,424</b>	<b>1,187,152,632,365</b>
<b>Payments</b>		
Compensation of Employees	227,724,594,730	219,935,980,164
Use of goods and services	572,235,147,696	646,057,529,100
Finance costs	40,383,617,069	31,323,933,940
Other expenses	187,414,322,219	310,089,452,308
<b>Total Payments</b>	<b>1,027,757,681,714</b>	<b>1,207,406,895,512</b>
<b>Cash flows generated from operating activities</b>	<b>174,559,432,709</b>	<b>(20,254,263,147)</b>
<b>Cash flows from investing activities</b>		
Purchase of property, plant, equipment	(109,053,826,908)	(144,513,112,922)
Increase in non-current receivables	6,698,961,926	(68,384,190,285)
Purchase of intangible assets	(3,676,948,281)	(3,461,594,643)
Purchase of Investment property	(49,384,279,197)	(49,941,761,070)
Purchase of quoted investment	(73,218,619,252)	(61,761,085,239)
Purchase of unquoted investment	(95,734,194,916)	(26,243,311,852)
Proceeds from disposal of quoted investments	120,503,822,041	48,828,041,740
Proceeds from disposal of unquoted investments	28,205,521,810	7,455,684,483
Proceeds from sale of property, plant, and equipment	4,506,420,209	1,164,186,034
<b>Total Cash flows used in investing activities</b>	<b>(171,153,142,568)</b>	<b>(296,857,143,754)</b>
<b>Cash flows from financing activities</b>		
Proceeds from borrowings	215,905,648,750	219,635,705,735
Repayment of borrowings	(56,840,519,668)	(29,914,959,512)
Proceeds from issues of new share capital	18,286,834,989	24,772,886,270
<b>Total Cash flows (used)/ generated from financing activities</b>	<b>177,351,964,071</b>	<b>214,493,632,492</b>
<b>Net (decrease)/increase in cash and cash equivalents</b>	<b>180,758,254,212</b>	<b>(102,617,774,410)</b>
Cash and cash equivalents at beginning of Year	763,095,530,626	865,713,305,035
<b>Cash and cash equivalents at year end</b>	<b>943,853,784,838</b>	<b>763,095,530,626</b>


**Government of Kenya  
State Corporations, Semi-Autonomous Government Agencies and Public Funds  
Consolidated Financial Statements for the year ended 30<sup>th</sup> June 2023**

The financial statements should be read in conjunction with the accompanying notes and appendices to this report.



---

**FCPA Bernard Ndungu, MBS  
Director General Accounting Services &  
Quality Assurance  
The National Treasury  
30<sup>th</sup> October 2022**



---

**CPA Jona Wala  
Ag. Director Accounting Services  
The National Treasury  
30<sup>th</sup> October 2022**

**Government of Kenya  
State Corporations, Semi-Autonomous Government Agencies and Public Funds  
Consolidated Financial Statements for the year ended 30<sup>th</sup> June 2023**

---

**3.5 Notes to the Financial Statements for the year ended 30<sup>th</sup> June 2023**

**Pronouncements from the Public Sector Accounting Standards Board (PSASB)**

The Public Finance Management (PFM) Act 2012 Section 192 provided the setting up of the Public Sector Accounting Standards Board (PSASB). Following the Board's approval on the adoption of the International Financial Reporting Standards (IFRS) for state organs operating as commercial business entities and the International Public Sector Accounting Standards (IPSAS) for regulatory and non-commercial entities, the reporting standards were gazetted vide the Kenya Gazette Notice No. 5440 dated 8<sup>th</sup> August 2014.

**Scope of consolidation**

The financial statements of the individual State Corporations and Semi-Autonomous Government Agencies and Funds have been prepared using the respective gazetted financial reporting frameworks – International Public Sector Accounting Standards (IPSAS) – Accrual and Cash based and International Financial Reporting Standards (IFRS).

The amalgamated financial statements herein referred to as consolidated, have been prepared on an accrual basis which is common in the two financial reporting frameworks. The consolidation was based on aggregation of the financial information extracted from the 451 entities financial statements as submitted without adjustments for inter-entity transactions and balances. The consolidated financial statements do not include financial statements of entities where Government investment is less than 50%. For entities where the Government has more than 50% interest, no elimination of other interests not owned by the Government has been done in the consolidated financial statements.

**Basis of preparation**

The financial statements are presented in Kenya shillings, which is the functional and reporting currency of the entities. The accounting policies have been consistently applied to all the years presented.

The financial statements have been prepared on the basis of historical cost, unless stated otherwise. The cash flow statement is prepared using the direct method. The financial statements are prepared on accrual basis.

**Summary of significant accounting policies**

The accounting policies adopted by the entity are based on accrual which is common in both the International Financial Reporting Standards and International Public Sector Accounting Standards Framework.

**Summary of significant accounting policies (Continued)**

**a) Revenue recognition**

Revenue is recognised to the extent that it is probable that future economic benefits will flow to the entities and the revenue can be reliably measured. Revenue is recognised at the fair value of consideration received or expected to be received in the ordinary course of the entities activities, net of taxes. Revenue is either from non – exchange or exchange transactions as further elaborated below.

**Revenue from non-exchange transactions**

**Fees, taxes and fines**

The entities recognize revenues from fees, taxes and fines when the event occurs and the asset recognition criteria are met. To the extent that there is a related condition attached that would give rise to a liability to repay the amount, deferred income is recognized instead of revenue. Other non-exchange revenues are recognized when it is probable that the future economic benefits or service potential associated with the asset will flow to the entity and the fair value of the asset can be measured reliably.

**Transfers from other government entities**

Revenues from non-exchange transactions with other government entities are measured at fair value and recognized on obtaining control of the asset (cash, goods, services and property) if the transfer is free from conditions and it is probable that the economic benefits or service potential related to the asset will flow to the entity and can be measured reliably.

**Revenue from exchange transactions**

***Rendering of services***

The entities recognize revenue from rendering of services by reference to the stage of completion when the outcome of the transaction can be estimated reliably. The stage of completion is measured by reference to labour hours incurred to date as a percentage of total estimated labour hours.

Where the contract outcome cannot be measured reliably, revenue is recognized only to the extent that the expenses incurred are recoverable.

***Sale of goods***

Revenue from the sale of goods is recognized when the significant risks and rewards of ownership have been transferred to the buyer, usually on delivery of the goods and when the amount of revenue can be measured reliably and it is probable that the economic benefits or service potential associated with the transaction will flow to the entity.

**Government of Kenya**  
**State Corporations, Semi–Autonomous Government Agencies and Public Funds**  
**Consolidated Financial Statements for the year ended 30<sup>th</sup> June 2023**

---

**Summary of significant accounting policies (Continued)**

**a) Revenue recognition (Continued)**

***Interest income***

Interest income is accrued using the effective yield method. The effective yield discounts estimated future cash receipts through the expected life of the financial asset to that asset's net carrying amount. The method applies this yield to the principal outstanding to determine interest income each period.

***Dividends***

Dividends or similar distributions must be recognized when the shareholder's or the entity's right to receive payments is established.

***Rental income***

Rental income arising from operating leases on investment properties is accounted for on a straight-line basis over the lease terms and included in revenue.

***Other income***

Other income is recognised on accrual basis.

**b) Taxation**

***Current income tax***

Current income tax assets and liabilities for the current period are measured at the amount expected to be recovered from or paid to the taxation authorities. The tax rates and tax laws used to compute the amount are those that are enacted or substantively enacted, at the reporting date in the area where the Entity operates and generates taxable income.

Current income tax relating to items recognized directly in net assets is recognized in net assets and not in the statement of financial performance. Management periodically evaluates positions taken in the tax returns with respect to situations in which applicable tax regulations are subject to interpretation and establishes provisions where appropriate.

***Deferred tax***

Deferred tax is provided using the liability method on temporary differences between the tax bases of assets and liabilities and their carrying amounts for financial reporting purposes at the reporting date.

Deferred tax liabilities are recognized for all taxable temporary differences, except in respect of taxable temporary differences associated with investments in controlled entities, associates and interests in joint ventures, when the timing of the reversal of the temporary differences can be controlled and it is probable that the temporary differences will not reverse in the foreseeable future.



**Government of Kenya**  
**State Corporations, Semi–Autonomous Government Agencies and Public Funds**  
**Consolidated Financial Statements for the year ended 30<sup>th</sup> June 2023**

---

**b) Taxation (Continued)**

*Deferred tax (Continued)*

Deferred tax assets are recognized for all deductible temporary differences, the carry forward of unused tax credits and any unused tax losses. Deferred tax assets are recognized to the extent that it is probable that taxable profit will be available against which the deductible temporary differences, and the carry forward of unused tax credits and unused tax losses can be utilized, except in respect of deductible temporary differences associated with investments in controlled entities, associates and interests in joint ventures, deferred tax assets are recognized only to the extent that it is probable that the temporary differences will reverse in the foreseeable future and taxable profit will be available against which the temporary differences can be utilized.

The carrying amount of deferred tax assets is reviewed at each reporting date and reduced to the extent that it is no longer probable that sufficient taxable profit will be available to allow all or part of the deferred tax asset to be utilized. Unrecognized deferred tax assets are re-assessed at each reporting date and are recognized to the extent that it has become probable that future taxable profits will allow the deferred tax asset to be recovered.

Deferred tax assets and liabilities are measured at the tax rates that are expected to apply in the year when the asset is realized or the liability is settled, based on tax rates (and tax laws) that have been enacted or substantively enacted at the reporting date.

Deferred tax relating to items recognized outside surplus or deficit is recognized outside surplus or deficit.

Deferred tax items are recognized in correlation to the underlying transaction in net assets.

Deferred tax assets and deferred tax liabilities are offset if a legally enforceable right exists to set off current tax assets against current income tax liabilities and the deferred taxes relate to the same taxable entity and the same taxation authority.

**Sales tax**

Expenses and assets are recognized net of the amount of sales tax, except:

- When the sales tax incurred on a purchase of assets or services is not recoverable from the taxation authority, in which case, the sales tax is recognized as part of the cost of acquisition of the asset or as part of the expense item, as applicable
- When receivables and payables are stated with the amount of sales tax included

The net amount of sales tax recoverable from, or payable to, the taxation authority is included as part of receivables or payables in the statement of financial position.

**Government of Kenya**  
**State Corporations, Semi-Autonomous Government Agencies and Public Funds**  
**Consolidated Financial Statements for the year ended 30<sup>th</sup> June 2023**

---

**Notes to the Financial Statements (Continued)**

**c) In-kind contributions**

In-kind contributions are donations that are made to the entities in the form of actual goods and/or services rather than in money or cash terms. These donations may include vehicles, equipment or personnel services. Where the financial value received for in-kind contributions can be reliably determined, the entities includes such value in the statement of comprehensive income both as revenue and as an expense in equal and opposite amounts; otherwise, the contribution is not recorded.

**d) Investment property**

Buildings, or part of a building (freehold or held under a finance lease) and land (freehold or held under an operating lease) held for long term rental yields and/or capital appreciation, and which are not occupied by the entities, are classified as investment property under non-current assets.

Investment property is carried at fair value, representing open market value determined periodically by independent external values. Changes in fair values are included in the statement of financial performance.

Investment properties are measured initially at cost, including transaction costs. The carrying amount includes the replacement cost of components of an existing investment property at the time that cost is incurred if the recognition criteria are met and excludes the costs of day-to-day maintenance of an investment property.

Investment property acquired through a non-exchange transaction is measured at its fair value at the date of acquisition. Subsequent to initial recognition, investment properties are measured using the cost model and are depreciated over the life of the property.

Investment properties are derecognized either when they have been disposed of or when the investment property is permanently withdrawn from use and no future economic benefit or service potential is expected from its disposal. The difference between the net disposal proceeds and the carrying amount of the asset is recognized in the surplus or deficit in the period of de-recognition.

Transfers are made to or from investment property only when there is a change in use.

**Government of Kenya**  
**State Corporations, Semi-Autonomous Government Agencies and Public Funds**  
**Consolidated Financial Statements for the year ended 30<sup>th</sup> June 2023**  
**Notes to the Financial Statements (Continued)**

---

**e) Property, plant and equipment**

All categories of property, plant and equipment are initially recorded at cost less accumulated depreciation and impairment losses.

Certain categories of property, plant and equipment are subsequently carried at re-valued amounts, being their fair value at the date of re-valuation less any subsequent accumulated depreciation and impairment losses. Where re-measurement at re-valued amounts is desired, all items in an asset category are re-valued through periodic valuations carried out by independent external valuers.

Increases in the carrying amounts of assets arising from re-valuation are credited to other comprehensive income. Decreases that offset previous increases in the carrying amount of the same asset are charged against the revaluation reserve account; all other decreases are charged to the statement of financial performance.

Where an asset is acquired in a non-exchange transaction for nil or nominal consideration the asset is initially measured at its fair value.

Gains and losses on disposal of items of property, plant and equipment are determined by comparing the proceeds from the disposal with the net carrying amount of the items, and are recognised in profit or loss in the financial performance.

**f) Depreciation and impairment of property, plant and equipment**

Freehold land and capital work in progress are not depreciated. Capital work in progress relates mainly to the costs of ongoing but incomplete works on buildings and other civil works and installations.

Depreciation on property, plant and equipment is recognised in the income statement on a straight-line basis to write down the cost of each asset or the re-valued amount to its residual value over its estimated useful life. The annual rates in use are:

Buildings	25 years or the unexpired lease period
Plant and machinery	12.5 years
Motor vehicles, including motor cycles	4 years
Computers and related equipment	3 years
Office equipment, furniture and fittings	12.5 years



**g) Leases**

Finance leases are leases that transfer substantially all of the risks and benefits incidental to ownership of the leased item to the Entity. Assets held under a finance lease are capitalized at the commencement of the lease at the fair value of the leased property or, if lower, at the present value of the future minimum lease payments. The Entity also recognizes the associated lease liability at the inception of the lease. The liability recognized is measured as the present value of the future minimum lease payments at initial recognition.

Subsequent to initial recognition, lease payments are apportioned between finance charges and reduction of the lease liability so as to achieve a constant rate of interest on the remaining balance of the liability. Finance charges are recognized as finance costs in surplus or deficit.

An asset held under a finance lease is depreciated over the useful life of the asset. However, if there is no reasonable certainty that the Entity will obtain ownership of the asset by the end of the lease term, the asset is depreciated over the shorter of the estimated useful life of the asset and the lease term.

Operating leases are leases that do not transfer substantially all the risks and benefits incidental to ownership of the leased item to the Entity. Operating lease payments are recognized as an operating expense in surplus or deficit on a straight-line basis over the lease term.

**h) Intangible assets**

Intangible assets comprise purchased computer software licences, which are capitalised on the basis of costs incurred to acquire and bring to use the specific software. Intangible assets acquired separately are initially recognized at cost. The cost of intangible assets acquired in a non-exchange transaction is their fair value at the date of the exchange. Following initial recognition, intangible assets are carried at cost less any accumulated amortization and accumulated impairment losses. Internally generated intangible assets, excluding capitalized development costs, are not capitalized and expenditure is reflected in surplus or deficit in the period in which the expenditure is incurred.

These costs are amortised over the estimated useful life of the intangible assets from the year that they are available for use, usually over three years.

**i) Amortisation and impairment of intangible assets**

Amortisation is calculated on the straight-line basis over the estimated useful life of computer software of three years. All computer software is reviewed annually for impairment. Where the carrying amount of an intangible asset is assessed as greater than its estimated recoverable amount, an impairment loss is recognised so that the asset is written down immediately to its estimated recoverable amount.

**Notes to the Financial Statements (Continued)**

**j) Research and development costs**

The Entity expenses research costs as incurred. Development costs on an individual project are recognized as intangible assets when the Entity can demonstrate:

- The technical feasibility of completing the asset so that the asset will be available for use or sale
- Its intention to complete and its ability to use or sell the asset
- How the asset will generate future economic benefits or service potential
- The availability of resources to complete the asset
- The ability to measure reliably the expenditure during development

Following initial recognition of an asset, the asset is carried at cost less any accumulated amortization and accumulated impairment losses. Amortization of the asset begins when development is complete and the asset is available for use. It is amortized over the period of expected future benefit. During the period of development, the asset is tested for impairment annually with any impairment losses recognized immediately in surplus or deficit.

**k) Financial instruments**

***Financial assets***

***Initial recognition and measurement***

Financial assets within the scope of Financial Instruments: Recognition and Measurement are classified as financial assets at fair value through surplus or deficit, loans and receivables, held-to-maturity investments or available-for-sale financial assets, as appropriate. The Entity determines the classification of its financial assets at initial recognition.

***Loans and receivables***

Loans and receivables are non-derivative financial assets with fixed or determinable payments that are not quoted in an active market. After initial measurement, such financial assets are subsequently measured at amortized cost using the effective interest method, less impairment. Amortized cost is calculated by taking into account any discount or premium on acquisition and fees or costs that are an integral part of the effective interest rate. Losses arising from impairment are recognized in the statement of financial performance.

**k) Financial instruments (Continued)**

**Financial assets (Continued)**

***Held-to-maturity***

Non-derivative financial assets with fixed or determinable payments and fixed maturities are classified as held to maturity when the Entity has the positive intention and ability to hold it to maturity. After initial measurement, held-to-maturity investments are measured at amortized cost using the effective interest method, less impairment. Amortized cost is calculated by taking into account any discount or premium on acquisition and fees or costs that are an integral part of the effective interest rate. The losses arising from impairment are recognized in the statement of financial performance.

***Available-for-sale financial assets (AFS financial assets)***

AFS financial assets are non-derivatives that are either designated as AFS or are not classified as (a) loans and receivables, (b) held-to-maturity investments or (c) financial assets at fair value through profit or loss.

Listed redeemable notes held by a government entity that are traded in an active market are classified as AFS and are stated at fair value at the end of each reporting period. The government entities also has investments in unlisted shares that are not traded in an active market but that are also classified as AFS financial assets and stated at fair value at the end of each reporting period (because the fair value can be reliably measured). Changes in the carrying amount of AFS monetary financial assets relating to changes in foreign currency rates, interest income calculated using the effective interest method and dividends on AFS equity investments are recognised in profit or loss. Other changes in the carrying amount of available-for-sale financial assets are recognised in other comprehensive income and accumulated under the heading of fair value revaluation reserve. When the investment is disposed of or is determined to be impaired, the cumulative gain or loss previously accumulated in the investments revaluation reserve is reclassified to profit or loss.

Dividends on AFS equity instruments are recognised in profit or loss when the entity's right to receive the dividends is established.

The fair value of AFS monetary financial assets denominated in a foreign currency is determined in that foreign currency and translated at the spot rate prevailing at the end of the reporting period. The foreign exchange gains and losses that are recognised in profit or loss are determined based on the amortised cost of the monetary asset. Other foreign exchange gains and losses are recognised in other comprehensive income.

AFS equity investments that do not have a quoted market price in an active market and whose fair value cannot be reliably measured and derivatives that are linked to and must be settled by delivery of such unquoted equity investments are measured at cost less any identified impairment losses at the end of each reporting period.

**k) Financial instruments (Continued)**

**Financial assets (Continued)**

***Impairment of financial assets***

The Entity assesses at each reporting date whether there is objective evidence that a financial asset or an entity of financial assets is impaired. A financial asset or an entity of financial assets is deemed to be impaired if, and only if, there is objective evidence of impairment as a result of one or more events that has occurred after the initial recognition of the asset (an incurred 'loss event') and that loss event has an impact on the estimated future cash flows of the financial asset or the entity of financial assets that can be reliably estimated. Evidence of impairment may include the following indicators:

- The debtors or an entity of debtors are experiencing significant financial difficulty
- Default or delinquency in interest or principal payments
- The probability that debtors will enter bankruptcy or other financial reorganization
- Observable data indicates a measurable decrease in estimated future cash flows (e.g. changes in arrears or economic conditions that correlate with defaults)

***Financial liabilities***

***Initial recognition and measurement***

Financial liabilities are classified as financial liabilities at fair value through statement of financial performance or loans and borrowings, as appropriate. The Entity determines the classification of its financial liabilities at initial recognition.

All financial liabilities are recognized initially at fair value and, in the case of loans and borrowings, plus directly attributable transaction costs.

***Loans and borrowing***

After initial recognition, interest bearing loans and borrowings are subsequently measured at amortized cost using the effective interest method. Gains and losses are recognized in surplus or deficit when the liabilities are derecognized as well as through the effective interest method amortization process.

Amortized cost is calculated by taking into account any discount or premium on acquisition and fees or costs that are an integral part of the effective interest rate.



**Government of Kenya**  
**State Corporations, Semi–Autonomous Government Agencies and Public Funds**  
**Consolidated Financial Statements for the year ended 30<sup>th</sup> June 2023**

---

**Notes to the Financial Statements (Continued)**

**l) Borrowings**

Interest bearing loans and overdrafts are initially recorded at fair value being received, net of issue costs associated with the borrowing. Subsequently, these are measured at amortised cost using the effective interest rate method. Amortised cost is calculated by taking into account any issue cost and any discount or premium on settlement. Finance charges, including premiums payable of settlement or redemption are accounted for on accrual basis and are added to the carrying amount of the instrument to the extent that they are not settled in the period in which they arise. Loan interest accruing during the construction of a project is capitalised as part of the cost of the project.

**m) Trade and other payables**

Trade and other payables are non-interest bearing and are carried at amortised cost, which is measured at the fair value of contractual value of the consideration to be paid in future in respect of goods and services supplied, whether billed to the entity or not, less any payments made to the suppliers.

**n) Fixed interest investments (bonds)**

Fixed interest investments refer to investment funds placed under Central Bank of Kenya (CBK) long-term infrastructure bonds and other corporate bonds with the intention of earning interest income upon the bond's disposal or maturity. Fixed interest investments are freely traded at the Nairobi Securities Exchange. The bonds are measured at fair value through profit or loss.

**o) Quoted investments**

Quoted investments are classified as non-current assets and comprise marketable securities traded freely at the Nairobi Securities Exchange or other regional and international securities exchanges. Quoted investments are stated at fair value through profit and loss.

**p) Trade and other receivables**

Trade and other receivables are recognised at fair values less allowances for any uncollectible amounts. These are assessed for impairment on a continuing basis. An estimate is made of doubtful receivables based on a review of all outstanding amounts at the year end. Bad debts are written off after all efforts at recovery have been exhausted.

**Government of Kenya**  
**State Corporations, Semi-Autonomous Government Agencies and Public Funds**  
**Consolidated Financial Statements for the year ended 30<sup>th</sup> June 2023**  
**Notes to the Financial Statements (Continued)**

---

**q) Inventories**

Inventory is measured at cost upon initial recognition. To the extent that inventory was received through non-exchange transactions (for no cost or for a nominal cost), the cost of the inventory is its fair value at the date of acquisition.

Costs incurred in bringing each product to its present location and condition are accounted for, as follows:

- Raw materials: purchase cost using the weighted average cost method
- Finished goods and work in progress: cost of direct materials and labour and a proportion of manufacturing overheads based on the normal operating capacity, but excluding borrowing costs

Net realizable value is the estimated selling price in the ordinary course of operations, less the estimated costs of completion and the estimated costs necessary to make the sale, exchange, or distribution.

Inventories are recognized as an expense when deployed for utilization or consumption in the ordinary course of operations of the Entity. After initial recognition, inventory is measured at the lower of cost and net realizable value. However, to the extent that a class of inventory is distributed or deployed at no charge or for a nominal charge, that class of inventory is measured at the lower of cost and current replacement cost.

**r) Provisions**

Provisions are recognized when the Government Owned Entity has a present obligation (legal or constructive) as a result of a past event, it is probable that an outflow of resources embodying economic benefits or service potential will be required to settle the obligation and a reliable estimate can be made of the amount of the obligation.

Where the Entity expects some or all of a provision to be reimbursed, for example, under an insurance contract, the reimbursement is recognized as a separate asset only when the reimbursement is virtually certain.

The expense relating to any provision is presented in the statement of financial performance net of any reimbursement.

**Government of Kenya**  
**State Corporations, Semi-Autonomous Government Agencies and Public Funds**  
**Consolidated Financial Statements for the year ended 30<sup>th</sup> June 2023**

---

**Notes to the Financial Statements (Continued)**

**s) Contingent liabilities**

The Government Owned Entity does not recognize a contingent liability, but discloses details of any contingencies in the notes to the financial statements, unless the possibility of an outflow of resources embodying economic benefits or service potential is remote.

**t) Contingent assets**

The Government Owned Entity does not recognize a contingent asset, but discloses details of a possible asset whose existence is contingent on the occurrence or non-occurrence of one or more uncertain future events not wholly within the control of the Entity in the notes to the financial statements. Contingent assets are assessed continually to ensure that developments are appropriately reflected in the financial statements. If it has become virtually certain that an inflow of economic benefits or service potential will arise and the asset's value can be measured reliably, the asset and the related revenue are recognized in the financial statements of the period in which the change occurs.

**u) Employee benefits**

***Retirement benefit plans***

The Government Owned Entity provides retirement benefits for its employees through defined contribution plan and defined benefit plan. Defined contribution plans are post-employment benefit plans under which an entity pays fixed contributions into a separate entity (a fund), and will have no legal or constructive obligation to pay further contributions if the fund does not hold sufficient assets to pay all employee benefits relating to employee service in the current and prior periods. The contributions to fund obligations for the payment of retirement benefits are charged against income in the year in which they become payable.

Defined benefit plans are post-employment benefit plans other than defined-contribution plans. The defined benefit funds are actuarially valued tri-annually on the projected unit credit method basis. Deficits identified are recovered through lump sum payments or increased future contributions on proportional basis to all participating employers. The contributions and lump sum payments reduce the post-employment benefit obligation.

**Government of Kenya**  
**State Corporations, Semi-Autonomous Government Agencies and Public Funds**  
**Consolidated Financial Statements for the year ended 30<sup>th</sup> June 2023**

---

**Notes to the Financial Statements (Continued)**

**u) Employee benefits (Continued)**

*Provision for staff leave pay*

Employees' entitlements to annual leave are recognized as they accrue to the employees. A provision is made for the estimated liability for annual leave at the reporting date.

**v) Foreign currency transactions**

Transactions in foreign currencies are initially accounted for at the ruling rate of exchange on the date of the transaction. Trade creditors or debtors denominated in foreign currency are reported at the statement of financial position reporting date by applying the exchange rate on that date. Exchange differences arising from the settlement of creditors, or from the reporting of creditors at rates different from those at which they were initially recorded during the period, are recognized as income or expenses in the period in which they arise.

**w) Borrowing costs**

Borrowing costs are capitalized against qualifying assets as part of property, plant and equipment. Such borrowing costs are capitalized over the period during which the asset is being acquired or constructed and borrowings have been incurred. Capitalization ceases when construction of the asset is complete. Further borrowing costs are charged to the statement of financial performance.

**x) Deferred income**

Deferred income relates to funds which have been received from development partners during the year but have not been utilized as at the end of reporting period. It also relates to donor funds used to purchase capital items or donated assets. Deferred income in relation to capital assets are recognized in the statement of financial performance on a systematic basis over the useful life of the assets.



**Government of Kenya**  
**State Corporations, Semi-Autonomous Government Agencies and Public Funds**  
**Consolidated Financial Statements for the year ended 30<sup>th</sup> June 2023**

---

**Notes to the Financial Statements (Continued)**

**y) Biological assets**

Animals with probable future economic benefits which are owned and controlled by the Government Owned Entity are accounted for as biological assets. The fair value of the biological assets that have an active market is determined using the quoted price in the market. The fair value of the biological assets that do not have an active market is determined at the present value of the expected net cash flows discounted at the current market determined pre-tax borrowing rate.

Point of sale costs include commissions to brokers and dealers, levies by regulatory agencies and transfer taxes and duties but exclude transport and other costs necessary to get the assets to the market.

For financial reporting purposes, the biological assets are classified as follows:

**Consumable biological assets**

Consumable biological assets are those that are to be harvested as agricultural produce or to be sold as biological assets. These include livestock held for sale.

**Bearer biological assets**

Bearer biological assets are not agricultural produce but, rather, are self regenerating. These include livestock from which milk is produced.

Gains or losses arising on initial recognition of biological assets and agricultural produce and from changes in fair value loss point as sale costs are recognized in profit or loss.

**z) Cash and cash equivalents**

Cash and cash equivalents comprise cash on hand and cash at bank, short-term deposits on call and highly liquid investments with an original maturity of three months or less, which are readily convertible to known amounts of cash and are subject to insignificant risk of changes in value. Bank account balances include amounts held at the Central Bank of Kenya and at various commercial banks at the end of the financial year. For the purposes of these financial statements, cash and cash equivalents also include short term cash imprests and advances to authorised public officers and/or institutions which were not surrendered or accounted for at the end of the financial year.

**Government of Kenya**  
**State Corporations, Semi-Autonomous Government Agencies and Public Funds**  
**Consolidated Financial Statements for the year ended 30<sup>th</sup> June 2023**  
**Notes to the Financial Statements (Continued)**

---

**aa) Budget information**

All government owned entities are required to prepare a comparison of budget amounts and the actual amounts arising from execution of the budget to be included in the financial statements of entities that are required to, or elect to, make publicly available their approved budget(s) and for which they are, therefore, held publicly accountable. As there is no publicly available budget that is reconcilable with the group of entities for the purposes of the State Corporations, Semi -Autonomous Government Agencies and Funds Consolidation, it is deemed inappropriate to present a comparison between actual and budget information at this level of consolidation.

**ab) Comparative figures**

Where necessary comparative figures for the previous financial year have been amended or reconfigured to conform to the required changes in presentation.

**ac) Significant judgments and sources of estimation uncertainty**

The preparation of the entity's financial statements in conformity with IPSAS and IFRS requires management to make judgments, estimates and assumptions that affect the reported amounts of revenues, expenses, assets and liabilities, and the disclosure of contingent liabilities, at the end of the reporting period. However, uncertainty about these assumptions and estimates could result in outcomes that require a material adjustment to the carrying amount of the asset or liability affected in future periods.

**Estimates and assumptions**

The key assumptions concerning the future and other key sources of estimation uncertainty at the reporting date, that have a significant risk of causing a material adjustment to the carrying amounts of assets and liabilities within the next financial year, are described below. The Government Owned Entity based its assumptions and estimates on parameters available when the consolidated financial statements were prepared. However, existing circumstances and assumptions about future developments may change due to market changes or circumstances arising beyond the control of the Government Owned Entity. Such changes are reflected in the assumptions when they occur.

**Government of Kenya**  
**State Corporations, Semi–Autonomous Government Agencies and Public Funds**  
**Consolidated Financial Statements for the year ended 30<sup>th</sup> June 2023**

---

**Notes to the Financial Statements (Continued)**

**ac) Significant judgements and sources of estimation uncertainty (Continued)**

***Useful lives and residual values***

The useful lives and residual values of assets are assessed using the following indicators to inform potential future use and value from disposal:

- The condition of the asset based on the assessment of experts employed by the Government Owned Entity;
- The nature of the asset, its susceptibility and adaptability to changes in technology and processes;
- The nature of the processes in which the asset is deployed;
- Availability of funding to replace the asset; and
- Changes in the market in relation to the asset.

***Provisions***

Provisions are recognised when the government owned entity has a present obligation (legal or constructive) as a result of a past event, it is probable that the entity will be required to settle the obligation, and a reliable estimate can be made of the amount of the obligation.

The amount recognised as a provision is the best estimate of the consideration required to settle the present obligation at the end of the reporting period, taking into account the risks and uncertainties surrounding the obligation. When a provision is measured using the cash flows estimated to settle the present obligation, its carrying amount is the present value of those cash flows (when the effect of the time value of money is material).

When some or all of the economic benefits required to settle a provision are expected to be recovered from a third party, a receivable is recognized as an asset if it is virtually certain that reimbursement will be received and the amount of the receivable can be measured reliably.

**Government of Kenya**  
**State Corporations, Semi-Autonomous Government Agencies and Public Funds**  
**Consolidated Financial Statements for the year ended 30<sup>th</sup> June 2023**

**Notes to The Financial Statements (Continued)**

**1 Recurrent Transfers/Grants from MDAs**

<b>1. Transfers from Ministries, Departments and Agencies</b>	<b>FY 2022/2023</b>	<b>FY 2021/2022</b>
	<b>Kshs</b>	<b>Kshs</b>
Transfers from the MDAs	365,736,739,371	396,478,116,190
<b>Total</b>	<b>365,736,739,371</b>	<b>396,478,116,190</b>

Summarized below is a reconciliation of total transfers and amount recognized in the statement of financial performance. Detailed schedule of transfers from Ministries, Departments and Agencies (MDAs) are included under **Appendix II**

**1(b) Recurrent and Development Transfers from MDAs**

<b>Transfers from Ministries, Departments and Agencies</b>	<b>FY 2022/2023</b>	<b>FY 2021/2022</b>
	<b>Kshs</b>	<b>Kshs</b>
Amount recognized in the Statement of Financial Performance (Recurrent Transfers)	365,736,739,371	396,478,116,190
Amount recognized under Statement of Changes in Net Assets (Development Transfers)	82,943,328,042	105,434,764,456
<b>Total Transfers</b>	<b>448,680,067,413</b>	<b>501,912,880,646</b>

These transfers are as outlined in **Appendix III** of these financial statements.



**Government of Kenya**  
**State Corporations, Semi-Autonomous Government Agencies and Public Funds**  
**Consolidated Financial Statements for the year ended 30<sup>th</sup> June 2023**  
**Notes to The Financial Statements (Continued)**

<b>2. Sale of Goods and Services</b>	<b>FY 2022/2023</b>	<b>FY 2021/2022</b>
	<b>Kshs</b>	<b>Kshs</b>
Examination and registration fees/ Tuition fees	33,939,842,933	34,890,796,214
Sale of books	738,524,991	85,493,962
Sale of goods	64,561,599,398	37,601,421,090
Rendering of services	254,764,123,151	216,809,730,068
Electricity sales	236,828,130,096	195,077,026,000
Lease fees and sale of Water	832,486,586	850,080,866
Hotel income and hire of facilities	1,066,249,604	1,207,846,337
Contributions from members <sup>2</sup>	147,996,525,307	138,574,156,606
Income from appeals	122,453,750	97,414,937
<b>Total</b>	<b>740,849,935,816</b>	<b>625,193,966,079</b>

<b>3. Other income</b>	<b>FY 2022/2023</b>	<b>FY 2021/2022</b>
	<b>Kshs</b>	<b>Kshs</b>
Interest income	90,329,879,014	68,854,680,180
Miscellaneous income	67,125,677,110	71,013,316,161
Deferred income recognized	3,292,000,679	12,016,212,899
Donations <sup>3</sup>	16,289,693,926	22,523,143,214
Cess, levies penalties and licences	41,830,468,097	36,758,444,497
Rent income	2,115,306,035	2,370,989,057
Road maintenance contributions	113,678,070,964	115,928,404,497
Regulatory levy	3,541,517,867	3,005,473,580
Gain on sale of assets	2,454,696,573	1,031,266,397
<b>Total</b>	<b>340,657,310,265</b>	<b>333,501,930,482</b>

<b>4. Compensation of employees</b>	<b>FY 2022/2023</b>	<b>FY 2021/2022</b>
	<b>Kshs</b>	<b>Kshs</b>
Salaries and wages	200,671,628,533	192,293,816,462
Staff welfare	3,627,284,589	2,680,401,914
Travel, allowances, benefits etc	24,945,065,256	24,825,519,461
Pension contributions	13,441,796,319	12,323,458,610
Other staff costs	23,794,436,642	22,414,974,986
<b>Total</b>	<b>266,480,211,338</b>	<b>254,538,171,433</b>

**Government of Kenya**  
**State Corporations, Semi-Autonomous Government Agencies and Public Funds**  
**Consolidated Financial Statements for the year ended 30<sup>th</sup> June 2023**

<b>5. Use of goods and services</b>	<b>FY 2022/2023</b>	<b>FY 2021/2022</b>
	<b>Kshs</b>	<b>Kshs</b>
Administration costs	101,709,135,034	81,388,093,467
Cost of sales	203,850,917,987	156,020,904,380
Electricity and water purchases	7,061,950,581	5,881,017,384
Repair and maintenances	19,569,243,755	17,854,821,706
Rent expenses	2,854,772,652	2,602,079,997
Audit fees	308,593,096	284,932,566
Legal and professional fees	5,394,898,598	4,542,590,387
Board member expenses	4,000,944,170	3,680,103,344
Operating expenses	101,436,323,528	85,349,531,615
Development expenses/project expenses/distribution expenses	32,227,006,739	37,444,231,499
Road maintenance expenses	212,087,660,955	221,219,025,210
Benefit expenses	79,722,956,682	76,268,398,683
<b>Total</b>	<b>770,224,403,777</b>	<b>692,535,730,238</b>

<b>6. Depreciation and amortisation</b>	<b>FY 2022/2023</b>	<b>FY 2021/2022</b>
	<b>Kshs</b>	<b>Kshs</b>
Property, plant and equipment	101,411,684,333	97,453,472,569
Intangible assets	3,207,663,449	5,130,829,943
Leasehold	526,913,300	586,210,625
<b>Total</b>	<b>105,146,261,082</b>	<b>103,170,513,137</b>

<b>7. Finance costs</b>	<b>FY 2022/2023</b>	<b>FY 2021/2022</b>
	<b>Kshs</b>	<b>Kshs</b>
Borrowing costs	35,489,198,343	30,849,913,311
Other finance costs	9,180,026,674	6,511,668,230
Exchange losses	17,724,570,592	7,378,245,712
<b>Total</b>	<b>62,393,795,609</b>	<b>44,739,827,253</b>

<b>8. Other expenses</b>	<b>FY 2022/2023</b>	<b>FY 2021/2022</b>
	<b>Kshs</b>	<b>Kshs</b>
General expenses	31,779,744,522	24,724,392,968
Loss on sale of assets	(9,036,902)	180,085,058
Grants and subsidies	72,913,453,137	97,137,542,370
Provision on bad debts	5,292,228,209	3,510,491,833
Bursaries and other donations	1,261,739,142	1,375,949,296
Impairment costs	6,872,212,954	8,796,731,022
<b>Total</b>	<b>118,110,341,062</b>	<b>135,725,192,547</b>



**Government of Kenya**  
**State Corporations, Semi-Autonomous Government Agencies and Public Funds**  
**Consolidated Financial Statements for the year ended 30<sup>th</sup> June 2023**

**Notes To the Financial Statements (Continued)**

<b>9. Tax expenses</b>	<b>FY 2022/2023</b>	<b>FY 2021/2022</b>
	<b>Kshs</b>	<b>Kshs</b>
Current income tax	13,225,613,164	11,449,571,772
Deferred tax	5,594,941,673	4,455,746,621
<b>Total</b>	<b>18,820,554,837</b>	<b>15,905,318,393</b>

<b>10. Other items</b>	<b>FY 2022/2023</b>	<b>FY 2021/2022</b>
	<b>Kshs</b>	<b>Kshs</b>
Exchange Gains & Losses	(132,442,546,340)	(68,938,141,774)
Loss from change in fair value of biological assets	(249,659,703)	(86,333,059)
Revaluation gain/(loss)	16,984,441,442	24,052,211,388
Associates share	(564,192,985)	151,199,468
Proposed Dividends	3,712,449,002	3,961,842,848
Remission to National Treasury <sup>3</sup>	22,216,466,180	5,754,471,517
<b>Total</b>	<b>(90,343,042,404)</b>	<b>(35,104,749,612)</b>

<sup>3</sup>Remission to National Treasury relates to 90% surplus remitted back to exchequer by Regulatory Authorities in accordance with the PFM ACT 2012 and section 219 of PFM Regulations

<b>11. Investments</b>	<b>FY 2022/2023</b>	<b>FY 2021/2022</b>
	<b>Kshs</b>	<b>Kshs</b>
Quoted investments	62,529,083,801	66,818,201,478
Available for sale investments	657,425,013,362	653,761,231,739
Held to maturity	4,000,482,762	4,051,353,242
Investment in subsidiary	19,164,017,835	18,819,115,354
Other investments	325,518,786,626	251,781,952,801
<b>Total</b>	<b>1,068,637,384,386</b>	<b>995,231,854,614</b>

**Government of Kenya**  
**State Corporations, Semi–Autonomous Government Agencies and Public Funds**  
**Consolidated Financial Statements for the year ended 30<sup>th</sup> June 2023**

**Notes To the Financial Statements (Continued)**

<b>12. Property, Plant And Equipment</b>	<b>FY 2022/2023</b>	<b>FY 2021/2022</b>
	<b>Kshs</b>	<b>Kshs</b>
Biological assets	10,400,229,962	10,387,409,136
Land	1,304,164,091,543	1,247,061,510,424
Buildings and structures	1,707,703,012,502	728,379,987,602
Transport equipment	86,508,301,506	82,647,932,131
Office equipment, furniture and fittings	222,953,235,877	140,291,831,582
Other Machinery and Equipment	1,271,454,587,579	1,287,057,329,839
Heritage and cultural assets	61,549,111,705	56,040,438,455
Finance lease obligations	9,844,070,440	10,439,094,489
Work in progress	922,560,443,264	829,701,119,282
ICT Equipment and Other ICT Assets	69,710,111,355	96,251,183,042
<b>Total</b>	<b>5,666,847,195,733</b>	<b>4,488,257,835,982</b>

<b>13. Intangible assets</b>	<b>FY 2022/2023</b>	<b>FY 2021/2022</b>
	<b>Kshs</b>	<b>Kshs</b>
Cost of intangible assets b/f	33,432,966,520	33,062,376,749
Additions	55,338,161,624	45,067,402,146
Disposals	(611,441,584)	(198,435,186)
Amortization	(24,722,994,783)	(23,221,607,860)
<b>Total</b>	<b>63,436,691,777</b>	<b>54,709,735,849</b>

<b>14. Investment property</b>	<b>FY 2022/2023</b>	<b>FY 2021/2022</b>
	<b>Kshs</b>	<b>Kshs</b>
Cost of investment b/f	125,755,405,487	123,240,072,469
Change in fair value	618,264,919	4,112,006,643
Additions	455,899,398	33,666,248
Investment Property disposals	(2,485,794,280)	(601,182,587)
Investment Property depreciation	(1,200,627,038)	(913,912,422)
<b>Total</b>	<b>123,143,148,486</b>	<b>125,870,650,351</b>

<b>15. Long term receivable</b>	<b>FY 2022/2023</b>	<b>FY 2021/2022</b>
	<b>Kshs</b>	<b>Kshs</b>
Long term receivable	757,507,256,737	520,565,731,553
<b>Total</b>	<b>757,507,256,737</b>	<b>520,565,731,553</b>



**Government of Kenya**  
**State Corporations, Semi-Autonomous Government Agencies and Public Funds**  
**Consolidated Financial Statements for the year ended 30<sup>th</sup> June 2023**

**Notes To the Financial Statements (Continued)**

<b>16. Cash and cash equivalents</b>	<b>FY 2022/2023</b>	<b>FY 2021/2022</b>
	<b>Kshs</b>	<b>Kshs</b>
Cash in hand and in transit	11,040,829,714	13,163,144,280
Cash at bank	804,173,164,991	641,817,347,020
Fixed deposits	77,481,423,787	73,613,362,795
Treasury bills	50,966,440,324	34,299,984,140
M-Pesa	180,808,323	185,511,939
Staff imprests	11,117,700	16,180,453
<b>Total</b>	<b>943,853,784,838</b>	<b>763,095,530,627</b>

<b>17. Inventories</b>	<b>FY 2022/2023</b>	<b>FY 2021/2022</b>
	<b>Kshs</b>	<b>Kshs</b>
Raw materials	11,913,646,084	12,388,862,274
Consumables	24,717,003,792	23,960,888,997
Goods in transit	1,539,848,971	3,446,071,952
Work in progress	43,647,734,318	33,179,807,198
Other items	29,414,120,126	23,342,263,651
Biological assets	92,015,396,018	86,712,038,875
(Provision for obsolete inventory)	(519,879,000)	(623,572,024)
<b>Total</b>	<b>202,727,870,309</b>	<b>182,406,360,924</b>

<b>18. Receivables</b>	<b>FY 2022/2023</b>	<b>FY 2021/2022</b>
	<b>Kshs</b>	<b>Kshs</b>
Trade receivables	323,232,215,939	280,518,725,763
Student loans/Other loans	30,208,108,298	26,471,696,090
Prepayments and deposits	89,689,159,593	107,242,698,973
Related party receivables	43,193,711,095	45,370,447,353
Other receivables	224,474,240,860	201,453,409,905
(Provision for bad and doubtful debts)	(25,068,823,204)	(23,537,033,398)
<b>Total</b>	<b>685,728,612,582</b>	<b>637,519,944,685</b>

<b>19. Capital and reserves</b>	<b>FY 2022/2023</b>	<b>FY 2021/2022</b>
	<b>Kshs</b>	<b>Kshs</b>
Ordinary share capital	133,101,729,856	128,617,333,746
Revaluation reserve	2,162,291,627,250	1,110,560,777,508
Fair value adjustment reserve	196,099,871,396	213,088,558,308
Retained earnings	1,121,396,641,996	984,388,969,471
Minority interest	503,356,749	640,299,405
Capital Fund	1,469,751,901,391	1,441,540,759,400
<b>Total</b>	<b>5,083,145,128,638</b>	<b>3,878,836,697,838</b>

**Government of Kenya**  
**State Corporations, Semi-Autonomous Government Agencies and Public Funds**  
**Consolidated Financial Statements for the year ended 30<sup>th</sup> June 2023**

**Notes To the Financial Statements (Continued)**

<b>20. Non-current borrowings</b>	<b>FY 2022/2023</b>	<b>FY 2021/2022</b>
	<b>Kshs</b>	<b>Kshs</b>
Loans from the National Government	29,645,445,329	15,831,479,889
Commercial bank Loans	117,128,202,775	109,331,870,687
Other loans from donor and financiers	287,520,027,459	251,043,751,758
<b>Total</b>	<b>434,293,675,563</b>	<b>376,207,102,334</b>

<b>21. Deferred tax liability</b>	<b>FY 2022/2023</b>	<b>FY 2021/2022</b>
	<b>Kshs</b>	<b>Kshs</b>
Deferred tax liabilities- noncurrent	134,312,054,795	134,152,237,460
Current deferred tax liabilities	43,747,485	236,483,618
<b>Total</b>	<b>134,355,802,280</b>	<b>134,388,721,078</b>

<b>22. Non-current employee benefit obligation</b>	<b>FY 2022/2023</b>	<b>FY 2021/2022</b>
	<b>Kshs</b>	<b>Kshs</b>
Non-current benefit obligation	16,378,082,847	13,784,837,660
<b>Total</b>	<b>16,378,082,847</b>	<b>13,784,837,660</b>

<b>23. Other long-term liabilities</b>	<b>FY 2022/2023</b>	<b>FY 2021/2022</b>
	<b>Kshs</b>	<b>Kshs</b>
Other long-term liabilities	1,194,114,855,303	1,149,566,038,459
<b>Total</b>	<b>1,194,114,855,303</b>	<b>1,149,566,038,459</b>

<b>24. Trade and other payables from exchange transactions</b>	<b>FY 2022/2023</b>	<b>FY 2021/2022</b>
	<b>Kshs</b>	<b>Kshs</b>
Trade payables	594,329,034,373	507,951,488,210
Payments received in advance	6,268,043,397	9,874,803,666
Loans payable	65,393,752,970	57,683,916,386
Employee advances	2,568,267,732	3,079,402,339
Third-party payments	486,653,776,209	334,114,332,334
Other payables	693,048,923,159	558,799,577,932
Refundable deposits from customers	584,156,861,803	554,803,875,063
Unspent donor funds - Unexpended	3,772,030,199	3,568,744,474
Provisions	23,618,972,458	17,459,096,166
<b>Total</b>	<b>2,459,809,662,301</b>	<b>2,047,335,236,569</b>



**Government of Kenya**  
**State Corporations, Semi-Autonomous Government Agencies and Public Funds**  
**Consolidated Financial Statements for the year ended 30<sup>th</sup> June 2023**

**Notes To the Financial Statements (Continued)**

<b>25. Borrowings</b>	<b>FY 2022/2023</b>	<b>FY 2021/2022</b>
	<b>Kshs</b>	<b>Kshs</b>
Current Loans from the National Government	16,910,554,362	16,401,611,802
Current Commercial bank Loans	9,107,477,892	12,268,513,526
Current Other loans from donor and financiers	22,304,870,711	22,015,947,549
<b>Total borrowings</b>	<b>48,322,902,965</b>	<b>50,686,072,877</b>

<b>26. Finance lease obligation</b>	<b>FY 2022/2023</b>	<b>FY 2021/2022</b>
	<b>Kshs</b>	<b>Kshs</b>
Amounts payable under finance leases	90,421,324	27,320,669
<b>Total</b>	<b>90,421,324</b>	<b>27,320,669</b>

<b>27. Deferred income</b>	<b>FY 2022/2023</b>	<b>FY 2021/2022</b>
	<b>Kshs</b>	<b>Kshs</b>
National Government	59,222,515,849	60,554,398,275
International Funders	40,480,979,499	39,142,747,314
Public Contributions and Donations	28,356,944,386	8,727,209,626
<b>Total</b>	<b>128,060,439,734</b>	<b>108,424,355,215</b>

<b>28. Employee benefit obligation</b>	<b>FY 2022/2023</b>	<b>FY 2021/2022</b>
	<b>Kshs</b>	<b>Kshs</b>
Current benefit obligation	6,564,048,708	5,361,696,121
<b>Total</b>	<b>6,564,048,708</b>	<b>5,361,696,121</b>

<b>29. Taxation</b>	<b>FY 2022/2023</b>	<b>FY 2021/2022</b>
	<b>Kshs</b>	<b>Kshs</b>
Deferred tax liabilities current	2,532,260	10,472,790
Current tax liabilities	6,788,140,409	3,265,576,593
<b>Total</b>	<b>6,790,672,669</b>	<b>3,276,049,383</b>

**Government of Kenya**  
**State Corporations, Semi–Autonomous Government Agencies and Public Funds**  
**Consolidated Financial Statements for the year ended 30<sup>th</sup> June 2023**

---

**Notes to the financial statements (continued)**

**30 Incorporation**

All the State Corporations, Semi – Autonomous Government Agencies and Funds established by an Act of Parliament or Legal Notice whose financial statements are consolidated/amalgamated in these financial statements are incorporated and domiciled in Kenya.

**31 Currency**

The financial statements are presented in Kenya Shillings (Kshs).



**Government of Kenya  
State Corporations, Semi-Autonomous Government Agencies and Public Funds  
Consolidated Financial Statements for the year ended 30<sup>th</sup> June 2023**

**4.0 APPENDICES**

**4.1 Appendix I: Summary of State Corporations, SAGAs and Public Funds Financial Performance and Financial Position**

Entity	Revenue	Expenditure	Surplus/(Deficit)	Assets	Liabilities	Net worth
1 Ngong TVC	29,069,300	36,799,973	(7,730,673)	172,519,415	10,087,948	162,431,467
2 Cooperative University of Kenya	918,554,144	1,060,581,882	(142,027,738)	3,456,934,305	241,403,321	3,215,530,984
3 Michuki Technical Training Institute	223,162,268	223,957,372	(795,104)	801,734,633	21,307,549	780,427,084
4 National council for children's services	123,360,904	85,870,147	37,490,757	89,207,554	3,149,113	86,058,441
5 Siala technical training institute	81,539,485	93,067,627	(11,528,142)	348,262,645	14,229,581	334,033,064
6 Mwea Rice Mills Limited	90,036,449	57,849,670	22,530,745	1,002,030,366	96,240,814	905,789,552
7 Meru University	1,224,607,743	1,304,754,026	(80,146,283)	5,489,776,531	531,130,183	4,958,646,348
8 Witness protection agency car loan scheme	907,648	901,238	(74,180)	27,963,344	114,000	27,849,344
9 Veterinary medicine Directorate Council	140,197,473	79,512,115	60,685,358	471,587,116	80,969	471,506,147
10 Office of data protection commissioner	634,000,000	542,926,851	91,073,149	219,635,744	53,432,042	166,203,702
11 Witness protection agency housing mortgage	288,273	242,310	2,722	16,395,192	638,260	15,756,932
12 Rachuonyo technical and vocational college	13,773,239	6,492,505	7,280,734	64,372,981	3,770,372	60,602,609
13 National Youth Council	98,100,000	120,193,018	(22,093,018)	10,598,371	34,988,643	-24,390,272
14 LAPPFUND	14,962,652	9,034,720	5,927,932	63,318,261	704,073	62,614,188
15 Friends College of Research and technology Kaimosi	398,716,344	239,913,537	158,802,807	735,686,559	28,721,345	706,965,214
16 Bungoma North Technical and vocational college	35,597,743	38,117,623	(2,519,880)	192,856,263	2,286,002	190,570,261

**Government of Kenya  
State Corporations, Semi-Autonomous Government Agencies and Public Funds  
Consolidated Financial Statements for the year ended 30<sup>th</sup> June 2023**

Entity	Revenue	Expenditure	Surplus/(Deficit)	Assets	Liabilities	Net worth
17 South Eastern Kenya University	1,227,889,700	1,258,966,881	(31,077,181)	3,543,497,266	262,807,908	3,280,689,358
18 Kenya Ordnance Factories Corporation	1,661,428,532	1,476,223,923	130,045,525	12,720,519,568	1,031,365,141	11,689,154,427
19 Kenya Leather Development Council	246,214,687	201,961,918	44,252,769	2,374,638,567	158,196,839	2,216,441,728
20 Shamberere Technical Training Institute Commission for university education. car & mortgage scheme/fund	174,434,247	141,341,999	33,092,248	749,372,095	328,362,725	421,009,370
21 Technical and vocational education and training authority	2,556,296	1,625,208	547,644	113,125,795	4,167,790	108,958,005
22 Kisumu National Polytechnic	513,553,099	401,040,665	112,512,434	286,394,970	6,318,337	280,076,633
23 Nairobi Centre for International Arbitration	174,489,271	164,783,943	9,705,328	66,839,010	13,714,165	53,124,845
24 Kamukunji Technical & Vocational College	19,524,295	19,517,099	7,196	125,001,470	7	125,001,463
26 Eldas Technical and Vocational	3,439,072	900,703	2,538,369	51,474,018	8	51,474,010
27 Kaimosi Teachers' Training College	40,418,130	42,992,554	(2,574,424)	178,019,952	29,191,817	148,828,135
28 Kenya Institute of Mass Communication	303,472,862	348,779,807	(45,306,945)	2,522,971,912	21,011,493	2,501,960,419
29 Nyandarua National Polytechnic	205,177,155	218,141,544	(12,964,389)	537,691,979	49,559,050	488,132,929
30 Muranga Technical Training institute-maragua National Land Commission Staff car loan scheme fund	47,456,067	33,714,303	13,741,764	298,386,460	3,790,045	294,596,415
31 Land settlement fund	591,894	159,236	432,658	9,954,647	-	9,954,647
32 Nuu Technical and vocational college	267,985,862	549,318,957	(281,333,095)	12,831,739,453	199,787	12,831,539,666
33 Tambach Teacher Training college	14,399,390	16,202,558	(1,803,168)	11,930,516	6,269,461	5,661,055
34 Limuru technical and vocational college	36,378,980	38,900,986	(2,522,006)	660,291,111	34,393,127	625,897,984
35	12,212,003	13,227,292		57,517,143	1,619,976	55,897,167

Notes to the Consolidated Financial Statements



**Government of Kenya  
State Corporations, Semi-Autonomous Government Agencies and Public Funds  
Consolidated Financial Statements for the year ended 30<sup>th</sup> June 2023**

	Entity	Revenue	Expenditure	Surplus/(Deficit)	Assets	Liabilities	Net worth
				(1,015,289)			
36	St.lawrence Egoji Teachers' college	42,333,105	83,898,587	(41,565,483)	831,389,863	43,874,423	787,515,440
37	Uwezo Fund	186,476,562	169,870,107	16,606,455	7,135,474,802	387,058	7,135,087,744
38	Kamwenja Teachers Training college	40,301,828	47,924,157	(7,622,329)	299,017,850	6,773,475	292,244,375
39	Maasai mara Technical & vocational college	57,959,339	58,069,584	(110,245)	150,576,530	5,034,760	145,541,770
40	Ugenya technical training colleg	13,703,690	16,192,145	(2,488,455)	85,045,548	11,157,533	73,888,015
41	Unclaimed financial Assets Authority	783,068,000	577,624,000	200,733,000	1,548,445,000	143,275,000	1,405,170,000
42	Kenya fisheries marketing Authority	21,000,000	31,621,785	(10,621,785)	20,534,557	-	20,534,557
43	Unclaimed Assets Trust fund	2,350,800	-	2,350,800	34,427,127	945,438	33,481,689
44	Kenya Trade Remedies Agency	42,260,800	29,968,870	12,291,930	32,654,616	9,211,448	23,443,168
45	National Environment Management authority	1,916,556,000	1,927,163,000	(10,607,000)	1,128,172,000	691,168,000	437,004,000
46	Kisii University	2,255,593,000	2,441,531,000	(185,938,000)	3,632,522,000	1,149,759,000	2,482,763,000
47	University of Nairobi	11,818,064,566	12,872,296,203	(1,054,231,637)	212,421,549,264	17,348,966,350	195,072,582,914
48	Moi Teaching and Referral Hospital	11,804,707,470	12,424,629,633	(619,922,163)	7,947,203,759	3,278,982,318	4,668,221,441
49	Pyrethrum Processing Company of Kenya Ltd.	357,223,000	605,686,000	(248,463,000)	6,442,809,000	850,977,000	5,591,832,000
50	National Museums of Kenya	1,793,220,207	1,884,257,694	(91,037,487)	4,411,676,020	744,139,490	3,667,536,530
51	National Heroes Council	72,081,220	48,701,762	23,379,458	43,401,644	10,331,021	33,070,624
52	St. John's Teachers Training College, Kilimambogo	53,189,405	64,623,670	(11,434,265)	1,194,156,807	4,687,114	1,189,469,693
53	National Youth Service - Mechanical and transport fund	462,632,274	941,879,853	(479,247,579)	5,525,679,687	169,075,856	5,356,603,831

**Government of Kenya  
State Corporations, Semi-Autonomous Government Agencies and Public Funds  
Consolidated Financial Statements for the year ended 30<sup>th</sup> June 2023**

Entity	Revenue	Expenditure	Surplus/(Deficit)	Assets	Liabilities	Net worth
54 Kenya Utalii College	672,910,890	767,607,402	(94,696,512)	7,653,123,883	5,910,271,418	1,742,852,465
55 Kenya School of Government	1,848,607,412	2,199,023,256	(304,659,452)	11,102,395,954	5,586,434,423	5,515,961,531
56 Alupe University	252,644,289	277,249,046	(24,604,757)	858,099,275	76,358,319	781,740,956
57 Miwani Sugar Company	119,532,846	219,464,994	(112,354,471)	1,022,764,194	22,131,449,653	(21,108,685,459)
58 Chuka Technical and Vocational College	54,758,848	47,783,268	6,975,580	46,048,398	3,581,121	42,467,277
59 Consolidated Bank of Kenya	2,055,636,000	2,490,992,000	(454,006,000)	15,554,515,000	14,481,206,000	1,073,309,000
60 Kenya Safari Hotels	370,836,000	389,405,000	(18,569,000)	793,420,000	861,079,000	(67,659,000)
61 Riftvalley Institute of science & Technology	665,797,227	675,446,916	(9,649,689)	2,903,140,879	200,054,887	2,703,085,992
62 Kenya National Trading Corporation	19,786,238,541	19,718,605,194	857,764,908	15,682,755,885	12,112,962,503	3,569,793,382
63 Kenya National Shipping Line Ltd	884,618,705	129,587,695	758,798,160	440,312,063	92,541,373	347,770,690
64 Maseno University	3,146,409,824	3,330,814,659	(184,404,835)	6,999,778,817	1,001,653,184	5,998,125,633
65 Koitalel Samoei University College	213,343,846	226,535,546	(13,191,700)	502,396,860	35,867,944	466,528,916
66 Nyayo Tea Zones Development Corporation	2,548,395,064	2,329,830,703	207,636,143	6,531,899,083	670,899,780	5,860,999,303
67 Musakasa technical training institute	42,725,875	38,835,530	3,890,345	210,616,230	15,967,435	194,648,795
68 fish levy trust fund	20,000,000	19,926,120	73,880	81,397	-	81,397
69 kenya bio vax institute limited	70,383,052	65,611,394	4,771,658	582,400,025	5,337,266	577,062,759
70 kenya medical research institute	10,046,394,995	10,413,857,647	(367,462,652)	23,136,735,885	2,609,358,549	20,527,377,336
71 kenya slum upgrading	19,213,136	133,099,481	(113,886,345)	13,909,843,757	745,644,066	13,164,199,691
72 public sector accounting standards board	185,729,208	195,190,330		84,953,149	6,280,121	78,673,028

Notes to the Consolidated Financial Statements



**Government of Kenya  
State Corporations, Semi-Autonomous Government Agencies and Public Funds  
Consolidated Financial Statements for the year ended 30<sup>th</sup> June 2023**

Entity	Revenue	Expenditure	Surplus/(Deficit)	Assets	Liabilities	Net worth
			(9,568,031)			
73 Rongo University	1,032,009,750	1,045,295,934	(11,494,834)	2,143,008,503	373,491,077	1,769,517,426
74 Scrap Metal Council	57,332,503	52,349,690	4,982,813	120,322,966	12,110,600	108,212,366
75 national council for law reporting	373,648,986	373,150,548	498,438	388,059,797	170,374,413	217,685,384
76 kapcherop technical and vocational college	26,514,880	17,388,296	9,126,584	32,386,146	2,251,228	30,134,918
77 university of embu	1,100,841,255	1,092,916,470	7,723,005	3,962,303,758	1,785,563,683	2,176,740,075
78 Youth Enterprise Development Fund	380,515,076	375,466,855	5,048,221	3,282,097,523	82,910,035	3,199,187,488
79 Kenya vision 2030 delivery secretariat	208,263,747	232,279,476	(24,015,729)	38,294,819	40,909,708	-2,614,889
80 national council for persons with disabilities	1,377,138,951	1,417,119,504	(39,980,553)	936,882,817	312,288,701	624,594,116
81 stores and services fund	187,234	-	187,234	199,256,174	360,403,356	(161,147,182)
82 Anti-counterfeit authority	406,717,385	447,360,625	(40,643,240)	470,100,707	5,526,460	464,574,247
83 Western Kenya rice mills	-1,151,046	2,744,554	(3,895,600)	19,720,493	54,803,349	(35,082,856)
84 msambweni technical and vocational college	26,188,276	21,545,778	4,642,498	155,699,697	149,231,136	6,468,561
85 mosoriot teachers training college	20,765,639	24,916,317	(4,150,678)	386,885,920	762,035	386,123,885
86 kimimini technical and vocational college	10,308,263	15,659,613	(5,351,350)	108,058,355	86,188,384	21,869,971
87 kenyatta international convention centre	1,134,879,083	1,018,768,336	81,277,523	6,547,477,756	942,715,138	5,604,762,618
88 Nachu technical and vocational college	32,629,641	14,404,805	18,224,836	75,997,504	1,644,990	74,352,514
89 Ikutha technical and vocational college	7,892,208	7,930,336	(38,128)	204,087,962	2,333,138	201,754,824
90 Regional centre on groundwater resources education training and research in eastern	107,891,207	112,425,217	(4,534,010)	82,518,522	68,565,572	13,952,950

**Government of Kenya  
State Corporations, Semi-Autonomous Government Agencies and Public Funds  
Consolidated Financial Statements for the year ended 30<sup>th</sup> June 2023**

Entity	Revenue	Expenditure	Surplus/(Deficit)	Assets	Liabilities	Net worth
africa						
91 Same technical and vocational college	25,061,609	36,793,997	(11,732,388)	99,315,022	5,560,223	93,754,799
92 Women enterprise fund	313,639,480	533,695,644	(220,056,164)	4,287,456,313	83,907,392	4,203,548,921
93 Agricultural information resource centre revolving fund	25,080,885	24,570,489	510,396	10,433,883	1,498,597	8,935,286
94 Universities Fund	282,901,489	173,371,912	109,529,577	310,235,826	16,467,765	293,768,061
95 University of Nairobi Press	180,835	158,819	22,016	27,209,834	5,677,252	21,532,582
96 Government press fund	352,843,474	421,524,526	(68,681,052)	1,232,313,908	-	1,232,313,908
97 National Crime Research Centre	168,836,875	174,934,160	(6,097,285)	40,200,360	4,540,396	35,659,964
98 Tigania East Technical and Vocational College	18,693,128	17,653,732	1,039,396	8,769,687	-	8,769,687
99 Nyakach Technical and Vocational College	16,271,928	21,268,000	(4,996,072)	89,406,850	2,518,649	86,888,201
100 Ugenya Technical and Vocational College	36,465,830	42,661,815	(6,195,985)	86,162,196	2,688,164	83,474,032
101 National Environment Tribunal	63,331,372	64,643,851	(1,312,479)	2,022,029	682,266	1,339,763
102 Kenya Railways Corporation	37,030,197,566	70,589,691,132	(33,559,493,566)	783,290,480,819	854,980,504,410	(71,690,023,591)
103 Lari Technical and Vocational College	4,822,000	18,013,560	(13,191,560)	146,421,217	439,465	145,981,752
104 University of Kabanga	1,244,830,985	1,380,801,169	(135,970,184)	2,615,934,568	892,040,518	1,723,894,050
105 Kenya Industrial Estates	588,108,000	501,100,000	81,494,000	6,210,344,000	365,280,000	5,845,064,000
106 National Housing Corporation	1,155,778,701	899,272,867	153,420,891	22,003,808,191	937,706,406	21,066,101,785
107 Kenya National Commission on Human Rights Car Loan/Mortgage fund	1,681,427	1,514,757	166,670	73,635,185	-	73,635,185
108 Kenya Fisheries Service	501,673,721	485,382,392	16,291,329	52,849,945	580,000	52,269,945

Notes to the Consolidated Financial Statements



**Government of Kenya  
State Corporations, Semi-Autonomous Government Agencies and Public Funds  
Consolidated Financial Statements for the year ended 30<sup>th</sup> June 2023**

Entity	Revenue	Expenditure	Surplus/(Deficit)	Assets	Liabilities	Net worth
109 New Kenya Co-operative Creameries Ltd	1,578,884,284	2,972,115,446	(1,393,231,162)	12,907,010,329	5,099,864,584	7,807,145,745
110 Bomas of Kenya Ltd	818,259,570	760,859,362	57,400,208	2,472,612,464	119,803,717	2,352,808,747
111 Orogare Technical and Vocational College	11,371,351	8,871,406	2,499,945	62,864,439	304,007	62,560,432
112 Mawego Technical and Training Institute	367,782,502	294,436,235	73,346,267	1,058,431,533	64,863,247	993,568,286
113 National Transport and Safety Authority	2,724,365,033	5,026,440,581	(2,302,075,548)	1,901,286,113	522,274,214	1,379,011,899
114 Kiambu Institute of Science and Technology	536,207,917	329,726,375	206,481,542	1,209,210,265	186,234,817	1,022,975,448
115 National Land Commission Housing Scheme Fund	3,500,220	2,402,901	1,097,319	141,648,735	-	141,648,735
116 Mulango Technical and Vocational College	20,663,892	28,894,363	(8,230,471)	175,904,744	391,561	175,513,183
117 Tourism Regulatory Authority	408,418,452	411,083,761	(2,665,309)	281,318,474	131,488,570	149,829,904
118 Nairobi Technical Training Institute	521,681,914	462,196,090	59,485,824	5,055,702,551	153,678,853	4,902,023,698
119 Kaiboi Technical Training Institute	199,338,061	280,785,119	(81,447,058)	1,002,479,688	18,285,169	984,194,519
120 Chuka University	1,894,363,925	1,893,966,639	397,286	8,754,957,944	885,586,448	7,869,371,496
121 Lake Victoria North Water Works Agency	327,154,502	681,475,189	(354,320,687)	16,997,549,649	15,660,001,255	1,337,548,394
122 Godoma Technical and Training Institute	68,944,741	67,700,699	1,244,042	483,033,461	19,089,860	463,943,601
123 Kenya Meat Commission	1,938,327,713	1,793,130,582	101,637,991	3,310,652,127	1,191,692,683	2,118,959,444
124 Moi University	6,004,960,000	6,956,298,000	(951,338,000)	15,638,716,000	7,099,022,000	8,539,694,000
125 Higher Education Loans Board	2,646,510,774	4,262,913,173	(1,616,402,399)	115,551,168,355	1,687,107,754	113,864,060,601
126 Public Procurement Regulatory Authority	373,721,864	379,867,241	(6,145,377)	156,153,778	50,504,969	105,648,809
127 Public Procurement Regulatory Authority staff	2,950,595	55,407		106,073,693	2,633,275	103,440,418

**Government of Kenya  
State Corporations, Semi-Autonomous Government Agencies and Public Funds  
Consolidated Financial Statements for the year ended 30<sup>th</sup> June 2023**

Entity	Revenue	Expenditure	Surplus/(Deficit)	Assets	Liabilities	Net worth
loans scheme fund			2,895,188			
128 Parliamentary Car Loan Scheme Fund	53,403,451	2,197,835	51,205,616	2,070,424,872	8,605,418	2,061,819,454
129 Parliamentary Mortgage Scheme Fund	321,889,399	24,920,094	296,969,305	10,285,706,324	480,229,614	9,805,476,710
130 Parliamentary Service Commission; Catering Fund	105,571,708	101,602,046	3,969,662	177,529,851	22,321,555	155,208,296
131 Ministry of Petroleum & Mining; Petroleum Training Levi Fund	168,228,436	537,318,846	(369,090,410)	452,336,186	-	452,336,186
132 Petroleum Development Fund	2,860,333,841	2,389,474,808	470,859,033	470,859,033	-	470,859,033
133 State Department for Petroleum. Surface Fees Account	57,203,198	85,958,671	(28,755,473)	82,582,703	-	82,582,703
134 Asian Officers Family Pensions Fund	76,919	1,304,842	(1,227,923)	488,819,597	37,680,778	451,138,819
135 Public Service Commission Car Loan & Mortgage Scheme Fund	4,191,069	600	3,561,809	373,377,791	3,170,000	370,207,791
136 NACADA; Car Loan & Mortgage Fund	7,026,732	6,436,452	501,738	251,493,443	16,586	251,476,857
137 The National Treasury; Rural Enterprise Fund	-	-	-	2	-	2
138 Asiatic Widows & Orphans Pension Fund	-	-	-	2	-	2
139 State officers & Public Officers; Motor Car Loan Scheme Fund	254,451,798	46,531,715	207,920,083	4,104,834,568	-	4,104,834,568
140 National Housing Development Fund	94,568,928	5,509,325	89,059,603	1,249,607,582	1,095,842,675	153,764,907
141 AFA Car Loan/Mortgage Fund	5,455,525	1,185	5,454,340	732,918,970	-	732,918,970
142 Treasury Main Clearance Fund	-	-	-	12,503,607,446	12,490,478,941	13,128,505
143 UNESCO Mortgage & Car Loan Fund	426,195	3,195	423,000	61,426,929	-	61,426,929
144 National Cereals Produce Board Staff House & Mortgage Fund	789,452	-	789,452	100,789,452	-	100,789,452
145 The National Treasury Kenya Local Loans Support Fund	-	-	-	87,005,779	-	87,005,779
146 The National Treasury Provident Fund	82,948,693	-	82,948,693	1,054,921,657	9,715,111	1,045,206,546



**Government of Kenya  
State Corporations, Semi-Autonomous Government Agencies and Public Funds  
Consolidated Financial Statements for the year ended 30<sup>th</sup> June 2023**

Entity	Revenue	Expenditure	Surplus/(Deficit)	Assets	Liabilities	Net worth
147 Public Service Superannuation Fund	42,539,735,141	-250,989,364	44,606,820,288	84,833,040,165	96,827,545	84,736,212,620
148 Technical University of Mombasa	1,949,163,388	1,911,309,478	37,853,910	3,587,772,117	291,173,441	3,296,598,676
149 Pest Control Products Board	212,434,407	213,055,110	(620,703)	673,177,329	16,489,552	656,687,777
150 KECOBO	137,145,987	39,422,597	97,723,390	27,923,784	7,324,775	20,599,009
151 Kieni TVC	17,105,597	12,010,284	5,095,313	157,480,372	2,168,902	155,311,470
152 KONZA TDA	603,864,000	665,769,000	(61,905,000)	58,693,140,000	637,127,000	58,056,013,000
153 Kenya Year Book	173,776,184	174,429,213	(653,029)	105,634,012	64,092,322	41,541,690
154 Kenya Animal Genetic Resource Centre	401,512,888	441,235,454	(39,722,566)	1,191,297,582	99,655,911	1,091,641,671
155 NIS Dev Fund	-	-	-	31,200,002	-	31,200,002
156 NCIA	174,489,271	164,783,943	9,705,328	66,839,010	13,714,165	53,124,845
157 MMUST	3,036,282,308	3,073,430,890	(37,148,582)	7,167,557,793	689,352,588	6,478,205,205
158 Kasarani TVC	53,997,271	54,095,635	(98,364)	320,886,647	3,806,902	317,079,745
159 Water Resources Authority	1,570,403,188	1,578,457,242	(8,054,054)	3,269,615,231	2,034,269,205	1,235,346,026
160 Roads Annuity Fund	1,590,000,000	4,046,522,925	(12,806,522,925)	7,327,877,261	-	7,327,877,261
161 North Eastern National polytechnic	77,031,856	170,778,358	(93,746,502)	1,630,079,015	13,909,476	1,616,169,539
162 NCPB Car Loan Fund	69,510	69,510	-	50,000,000	-	50,000,000
163 KU Teaching & Referral & Research Hospital	6,060,311,151	6,267,482,189	(207,171,038)	13,017,747,981	1,517,765,227	11,499,982,754
164 Commission on Administrative Justice Staff Mortgage & Car Loan Fund	3,008,989	2,371,225	637,764	177,680,521	-	177,680,521
165 Warehouse Receipt System Council	40,039,325	54,555,579	(14,516,254)	24,196,767	5,920,076	18,276,691

**Government of Kenya  
State Corporations, Semi-Autonomous Government Agencies and Public Funds  
Consolidated Financial Statements for the year ended 30<sup>th</sup> June 2023**

Entity	Revenue	Expenditure	Surplus/(Deficit)	Assets	Liabilities	Net worth
166 Kenya Deposit Corporation	1,808,629,128	1,269,821,192	(385,438,639)	37,093,365,683	1,868,995,130	35,224,370,553
167 Athi Water Works Development Agency	1,269,124,273	1,627,865,269	(358,740,996)	118,979,164,139	120,541,358,854	(1,562,194,715)
168 Kenya Ports Authority	59,209,903,000	44,337,089,000	11,992,776,000	346,992,071,000	132,115,983,000	214,876,088,000
169 Media Council of Kenya	969,496,142	1,242,732,113	(273,235,971)	412,338,034	211,104,749	201,233,285
170 Engineers Board of Kenya	363,788,479	402,822,056	(39,033,577)	522,136,951	21,467,155	500,669,796
171 NACADA	683,962,464	687,111,310	(3,148,846)	278,690,820	191,046,861	87,643,959
172 NACOSTI	318,500,483	462,562,596	(139,302,703)	1,602,951,654	205,405,192	1,397,546,462
173 Central Bank of Kenya	45,763,000,000	26,758,000,000	145,494,000,000	1,783,209,000,000	1,373,132,000,000	410,077,000,000
174 Ensos Technical & Vocational College	19,207,568	13,823,162	5,384,406	166,674,152	310,565	166,363,587
175 Mochongoi Technical & Vocational College	10,415,328	14,799,497	(4,384,169)	87,319,816	426,958	86,892,858
176 Kitambo Vocational Training Centre	4,510,600	4,103,249	407,351	11,171,700	-	11,171,700
177 Moi Teachers College -Baringo	39,606,198	81,247,412	(41,641,214)	758,134,269	24,340,723	733,793,546
178 Katine Technical Training Institute	85,588,396	54,449,980	31,138,416	249,506,594	4,919,778	244,586,816
179 National Social Security Fund	58,382,405,519	14,004,301,311	25,481,836,687	314,081,893,816	1,777,953,717	312,303,940,099
180 National Security Telecommunication Services	7,995,199,353	863,070,053	1,932,129,300	2,649,256,641	-	2,649,256,641
181 National Youth Service	10,782,806,813	10,791,683,366	(8,876,553)	33,994,573,831	2,810,549,374	31,184,024,457
182 Ewaso Ng'iro North Development Authority	733,638,494	754,763,522	(20,859,028)	524,291,529	198,542,715	325,748,814
183 Kenya Film Commission	335,301,734	364,419,222	(29,117,488)	179,497,135	97,267,517	82,229,618
184 Petroleum development Levy Fund	22,566,128,572	22,330,147,344		237,733,213	-	237,733,213

Notes to the Consolidated Financial Statements



**Government of Kenya  
State Corporations, Semi-Autonomous Government Agencies and Public Funds  
Consolidated Financial Statements for the year ended 30<sup>th</sup> June 2023**

Entity	Revenue	Expenditure	Surplus/(Deficit)	Assets	Liabilities	Net worth
			34,098,985			
185 Financial Reporting Centre	595,787,500	705,694,416	(109,906,916)	934,733,768	5,963,282	928,770,486
186 Unclaimed Financial Assets Authority Staff House Mortgage and Car Loan Scheme	7,196,000	6,139,000	1,057,000	259,153,000	-	259,153,000
187 Molo Technical and Vocational College	22,689,760	25,259,471	(2,569,711)	63,309,851	3,472,470	59,837,381
188 SRC Mortgage and Car Loan Scheme Fund	9,786,175	4,586,025	4,420,128	298,513,357	1,428,147	297,085,210
189 Kenya Water Towers Agency	550,452,839	576,786,348	(26,333,509)	126,914,023	44,061,927	82,852,096
190 Kandara TVC	20,253,846	20,153,318	100,528	68,829,059	2,405,180	66,423,879
191 Bunyala TVC	33,210,537	37,352,295	(4,141,758)	154,165,082	4,392,590	149,772,492
192 Nursing Council of Kenya	541,903,807	527,104,042	14,799,765	249,606,013	3,309,891	246,296,122
193 Kirinyaga University	820,065,850	786,149,502	33,916,348	2,267,371,853	143,061,954	2,124,309,899
194 Lake Basin Development Authority	1,096,603,287	1,366,650,557	(270,047,270)	5,393,413,146	5,416,236,243	-22,823,097
195 Wildlife Research and Training Institute	686,286,549	594,222,436	92,064,113	462,316,257	34,769,171	427,547,086
196 Kongoni TVC	27,162,642	43,529,324	(16,366,682)	185,714,131	9,309,957	176,404,174
197 Mathenge TTI	165,548,661	187,985,554	(22,436,893)	594,277,643	29,794,714	564,482,929
198 Kenya Cultural Centre	118,437,134	127,004,456	(8,567,322)	646,493,350	333,153,763	313,339,587
199 Mama Ngina University College	163,916,924	156,130,799	7,786,125	682,077,260	9,108,705	672,968,555
200 Kenya Deposit Insurance Corporation	4,201,000	-	4,201,000	756,105,000	-	756,105,000
201 Council of Governors	529,972,266	392,970,884	136,740,922	373,310,805	6,754,139	366,556,666
202 Narok West TTI	11,918,360	4,648,000	7,270,360	5,605,122	3,890,718	1,714,404

**Government of Kenya  
State Corporations, Semi-Autonomous Government Agencies and Public Funds  
Consolidated Financial Statements for the year ended 30<sup>th</sup> June 2023**

Entity	Revenue	Expenditure	Surplus/(Deficit)	Assets	Liabilities	Net worth
203 Ndia TVC	14,005,530	33,124,619	(19,119,089)	141,215,499	1,284,441	139,931,058
204 Mechanical and Transport Fund	284,563,461	528,891,627	(244,328,166)	3,666,557,896	13,838,247	3,652,719,649
205 National Communication Secretariat	203,395,771	157,693,695	45,702,076	162,115,853	30,283,098	131,832,755
206 Kenya Dairy Board	589,934,865	578,249,784	1,168,508	970,006,640	679,206,294	290,800,346
207 KASNEB	785,120,287	758,245,977	26,874,310	2,474,392,314	338,176,321	2,136,215,993
208 Kenya Bureau of Standards	6,974,542,038	6,492,987,479	231,554,559	5,277,444,754	2,256,131,930	3,021,312,824
209 Lafey TVC	-	1,155,393	(1,155,393)	58,037,633	4,029,523	54,008,110
210 Bunyore TTC	5,083,332	6,820,447	(1,737,115)	52,250,926	779,842	51,471,084
211 Aldai TTI	54,647,920	83,481,067	(28,833,147)	339,291,978	5,101,153	334,190,825
212 Tetu TVC	17,876,235	17,142,595	733,640	115,133,600	1,902,781	113,230,819
213 Kandege TVC	28,990,418	15,364,350	13,626,068	93,449,671	1,233,885	92,215,786
214 Meru National Polytechnic	550,986,743	484,654,391	66,332,352	3,943,658,987	19,565,499	3,924,093,488
215 ORPP Political Parties Fund	884,354,000	927,676,421	(43,322,421)	196,092,520	6,987,973	189,104,547
216 Kinangop TVC	21,368,395	14,459,958	6,908,437	23,439,600	3,017,869	20,421,731
217 Mwala TVC	32,092,783	23,457,675	8,635,108	87,076,916	4,208,743	82,868,173
218 UNESCO KNATCOM Mortgage and Car Loan Scheme	426,195	3,195	423,000	61,426,929	-	61,426,929
219 UNESCO KNATCOM	391,972,053	387,318,611	4,653,442	155,633,291	19,679,666	135,953,625
220 KEMSA	1,663,525,072	4,300,777,864	(3,132,829,242)	32,523,464,400	20,293,911,454	12,229,552,946
221 ODPP Staff Housing Mortgage and Car Loan	15,124,950	15,124,950	-	642,000,000	-	642,000,000

Notes to the Consolidated Financial Statements



**Government of Kenya  
State Corporations, Semi-Autonomous Government Agencies and Public Funds  
Consolidated Financial Statements for the year ended 30<sup>th</sup> June 2023**

Entity	Revenue	Expenditure	Surplus/(Deficit)	Assets	Liabilities	Net worth
Scheme						
222 Baringo Technical College	205,992,469	145,803,101	60,189,368	301,732,968	62,694,108	239,038,860
223 Fayya TVC	3,015,560	5,154,591	(2,139,031)	57,423,611	340,562	57,083,049
224 Numerical Machining Complex LTD	283,354,496	406,650,063	(123,295,567)	1,209,842,854	215,613,602	994,229,252
225 Kenya Industrial Research and Development Institute	831,390,036	937,731,520	(106,341,484)	6,432,357,801	874,192,916	5,558,164,885
226 The Kenya National Examinations Council	9,851,852,398	10,129,322,038	(298,167,552)	6,942,439,748	4,273,674,847	2,668,764,901
227 Pwani University	1,275,169,000	1,304,105,000	(28,936,000)	2,040,450,000	222,668,000	1,817,782,000
228 Kenyena TTC	17,983,383	26,740,567	(8,757,184)	123,045,094	130,754	122,914,340
229 Kericho Water and Sanitation Co Ltd	211,398,396	257,760,856	(46,362,460)	332,305,660	411,384,337	-79,078,677
230 Narok TTC	122,590,319	96,337,659	50,150,254	259,934,711	14,153,053	245,781,658
231 Agriculture and Food Authority	5,481,022,000	4,435,900,000	1,047,248,000	17,208,224,000	2,694,266,000	14,513,958,000
232 Kenya Forestry Research Institute	1,740,311,131	1,792,743,737	(57,595,876)	6,555,948,126	535,492,909	6,020,455,217
233 Insurance Regulatory Authority	2,720,518,528	1,401,847,442	131,867,109	1,595,269,214	1,000,348,935	594,920,279
234 Ndaragwa Technical and Vocational College	6,030,233	5,961,819	68,414	45,816,765	503,995	45,312,770
235 Kenya Water Institute	417,499,617	405,959,819	11,539,798	2,927,439,872	904,047,807	2,023,392,065
236 East African Portland Cement PLC	2,977,207,000	5,978,291,000	(2,367,028,000)	32,780,931,000	13,566,668,000	19,214,263,000
237 Kericho Teachers Training College	92,663,015	101,165,632	(8,502,617)	850,294,055	19,256,853	831,037,202
238 Taita Taveta University	577,996,581	642,665,706	(64,699,462)	3,326,735,607	300,072,145	3,026,663,462
239 Kenya Forest Service	7,693,715,731	8,644,329,935	(960,955,657)	95,268,644,740	2,867,505,322	92,401,139,418

Notes to the Consolidated Financial Statements

**Government of Kenya  
State Corporations, Semi-Autonomous Government Agencies and Public Funds  
Consolidated Financial Statements for the year ended 30<sup>th</sup> June 2023**

Entity	Revenue	Expenditure	Surplus/(Deficit)	Assets	Liabilities	Net worth
240 Jomo Kenyatta University of Agriculture & Technology	6,158,155,666	7,282,714,980	(1,124,559,314)	27,602,790,555	11,178,646,017	16,424,144,538
241 Migori Teachers College	48,065,149	43,730,512	4,334,637	37,768,879	1,460,353	36,308,526
242 Jaramogi University of Science and Technology	2,218,553,391	2,244,654,250	(22,273,435)	4,160,610,626	608,418,637	3,552,191,989
243 Kwale TTC	7,661,213	7,865,602	(204,389)	111,847,224	1,179,042	110,668,182
244 Golf Hotel Ltd	201,141,042	194,649,990	7,172,083	672,049,216	29,849,612	642,199,604
245 Agro-Chemical and Food Company	1,957,755,123	2,838,213,171	(887,953,526)	3,821,992,538	11,185,355,388	(7,363,362,850)
246 Mumias West TVC	25,848,398	18,363,311	7,485,087	14,446,295	5,595,994	8,850,301
247 Kenya Seed and Co Ltd	5,145,687,000	4,834,793,000	315,949,000	17,435,267,000	592,545,000	16,842,722,000
248 Ewaso Ng'iro North River Basin Development Authority	733,638,494	754,763,590	(20,859,096)	524,291,530	198,542,715	325,748,815
249 Occupational Safety and Health Fund	150,006,036	143,862,057	6,143,979	43,724,257	75,000	43,649,257
250 National Drought Emergency Fund	263,300,100	61,016,226	202,283,874	422,110,951	19,687,351	402,423,600
251 Kenyatta University	6,776,418,934	8,789,233,055	(2,012,814,121)	19,010,274,218	13,074,905,840	5,935,368,378
252 Mungatsi Technical and Vocational College	34,072,118	31,034,328	3,037,790	324,741,575	965,649	323,775,926
253 Wangari Technical & Vocational College	40,475,836	20,206,537	20,269,299	90,405,200	1,644,266	88,760,934
254 Kenya Veterinary Board	102,272,650	107,372,642	(5,099,992)	366,223,635	4,020,175	362,203,460
255 CEMESTEVA Kenya Veterinary Vaccines Production Institute	1,009,850,098	816,235,086	193,615,012	1,381,944,968	4,993,059	1,376,951,909
256	-34,943,000	124,907,000	(159,850,000)	2,099,799,000	105,653,000	1,994,146,000
257 IEBC Staff Mortgage & Car Loan Scheme	23,343,000	15,507,000	7,836,000	932,383,000	-	932,383,000
258 Likoni Technical & Vocational College	26,905,344	25,212,976	1,692,368	176,344,246	170,835,660	5,508,586

Notes to the Consolidated Financial Statements



**Government of Kenya  
State Corporations, Semi-Autonomous Government Agencies and Public Funds  
Consolidated Financial Statements for the year ended 30<sup>th</sup> June 2023**

Entity	Revenue	Expenditure	Surplus/(Deficit)	Assets	Liabilities	Net worth
			1,692,368			
259 Ziwa Technical Training Institute	74,008,761	78,280,355	(4,271,594)	351,012,557	94,816,811	256,195,746
260 Kisiwa Technical Training Institute	280,348,351	256,228,601	24,119,750	546,629,836	56,955,206	489,674,630
261 Kenya Revenue Authority	30,022,829,000	32,504,440,000	(2,481,611,000)	46,224,835,000	6,488,465,000	39,736,370,000
262 Tourism Fund	4,608,123,074	4,423,247,396	184,875,678	3,991,713,919	1,322,115,069	2,669,598,850
263 Credit Guarantee Scheme	-	83,701,290	(83,701,290)	2,916,298,710	-45,385,928	2,961,684,638
264 Kenya Medical Practitioners and Dentists Council	785,263,753	703,892,348	81,371,405	898,705,573	59,175,567	839,530,006
265 PC Kinyanjui Technical Training Institute	250,509,690	264,921,670	(14,411,980)	917,274,342	51,729,978	865,544,364
266 Meru Teachers College	36,069,691	47,827,620	(11,757,929)	396,976,450	1,365,683	395,610,767
267 National Hospital Insurance Fund	82,796,868,294	79,742,285,730	3,007,586,304	46,603,177,116	26,162,384,326	20,440,792,790
268 Koshim Technical Training Institute	21,317,500	19,631,456	1,686,044	17,411,580	1,722,181	15,689,399
269 Agricultural Finance Corporation	1,453,999,000	1,357,641,000	57,745,000	12,539,398,000	3,079,536,000	9,459,862,000
270 Shanzu Diploma Teachers Training College	113,115,400	89,163,335	23,952,065	61,247,241	56,336,351	4,910,890
271 Belgut Technical and Vocational College	31,578,178	30,193,018	1,385,160	150,187,121	2,190,101	147,997,020
272 Financial Inclusion Fund	465,589,559	232,794,299	232,795,260	13,966,655,318	1,733,861,020	12,232,794,298
273 Emiming Technical Training Institute	61,621,906	49,500,922	12,120,984	170,341,242	3,697,956	166,643,286
274 Matili Technical Training Institute	241,932,048	173,893,203	68,038,845	684,394,287	17,107,462	667,286,825
275 Kisii National Polytechnic	555,578,986	554,582,828	996,158	2,933,787,351	133,302,083	2,800,485,268
276 Tindiret Technical and Vocational College	22,872,359	35,700,449	(12,828,090)	157,036,529	5,861,657	151,174,872

**Government of Kenya  
State Corporations, Semi-Autonomous Government Agencies and Public Funds  
Consolidated Financial Statements for the year ended 30<sup>th</sup> June 2023**

Entity	Revenue	Expenditure	Surplus/(Deficit)	Assets	Liabilities	Net worth
277 Energy & Petroleum Regulatory Authority	1,650,033,473	1,733,615,069	(83,581,596)	942,853,027	553,864,729	388,988,298
278 Geothermal Development Company Limited	3,256,135,000	2,656,862,000	528,018,000	108,462,607,000	109,351,540,000	(888,933,000)
279 Tana Water Works Development Agency	236,318,206	477,293,734	(240,975,528)	18,569,744,735	11,552,545,122	7,017,199,613
280 Kabete National Polytechnic	543,402,001	504,271,478	39,130,523	4,625,657,018	207,220,317	4,418,436,701
281 Siaya Institute of Technology	200,023,556	160,268,437	39,755,119	536,296,145	16,487,825	519,808,320
282 Business Registration Service	430,350,000	443,340,731	(12,990,731)	157,358,788	67,212,131	90,146,657
283 National Employment Authority	436,651,618	533,056,956	(96,405,338)	242,630,719	300,000	242,330,719
284 Business Registration Service - Official Receiver	202,120,049	180,543,837	21,576,212	616,447,375	-	616,447,375
285 Kericho Township Technical & Vocational College	40,879,594	45,157,072	(4,277,478)	190,557,117	7,929,727	182,627,390
286 Mabera Technical and Vocational College	28,312,539	34,616,086	(6,303,547)	122,890,329	6,848,991	116,041,338
287 Ramogi Institute of Advanced Technology	167,390,826	231,364,341	(63,973,515)	1,628,134,617	48,195,869	1,579,938,748
288 Galana Teachers Training College	8,613,901	7,067,770	1,546,131	16,544,724	147,500	16,397,224
289 Rift Valley Technical Training Institute (RVTTI)	381,980,635	342,171,812	39,808,823	2,784,863,838	25,500,988	2,759,362,850
290 Karen Technical Training for the Deaf	137,120,099	122,066,845	15,053,254	3,529,884,750	464,000	3,529,420,750
291 The Kenya Power and Lighting Company PLC	200,395,464,000	205,157,318,000	(3,408,940,000)	353,037,229,000	295,864,223,000	57,173,006,000
292 Dedan Kimathi University of Technology	1,633,287,325	1,678,129,829	(44,842,504)	6,373,181,815	489,802,321	5,883,379,494
293 Borabu Teachers Training College	13,169,151	30,774,745	(17,605,594)	76,826,537	9,998,760	66,827,777
294 Muruga Technical Training Institute	32,326,953	33,646,500	(1,319,547)	137,871,657	6,313,754	131,557,903
295 Mukurweini Technical Training Institute	88,262,201	111,374,535		433,480,319	9,545,483	423,934,836

Notes to the Consolidated Financial Statements



**Government of Kenya  
State Corporations, Semi-Autonomous Government Agencies and Public Funds  
Consolidated Financial Statements for the year ended 30<sup>th</sup> June 2023**

Entity	Revenue	Expenditure	Surplus/(Deficit)	Assets	Liabilities	Net worth
			(23,112,334)			
296 Private Security Regulatory Authority	160,900,000	179,867,501	(18,967,501)	9,079,376	38,222,212	-29,142,836
297 Privatization Commission	139,069,890	361,859,250	(222,789,360)	371,810,686	62,376,541	309,434,145
298 The Sacco Societies Regulatory Authority	614,889,120	620,245,043	(5,355,923)	593,456,985	55,644,554	537,812,431
299 Privatization Commission - Mortgage and Car Loan Scheme Fund	3,152,599	2,136,675	1,015,924	107,612,871	1,483,688	106,129,183
300 Kenya Electricity Generating Company Plc	50,043,359,000	41,274,126,000	5,196,742,000	514,373,664,000	240,754,037,000	273,619,627,000
301 Kenya Electricity Transmission Company Limited	5,998,526,000	5,582,633,000	191,753,000	236,923,551,000	233,436,184,000	3,487,367,000
302 University of Eldoret	2,444,307,120	2,519,149,416	(74,842,296)	2,243,029,859	497,335,200	1,745,694,659
303 Council Of Legal Education	310,661,075	346,870,052	(36,208,977)	445,192,742	31,321,994	413,870,748
304 Coast Development Authority	272,244,909	506,319,513	(234,074,604)	1,788,387,217	189,248,977	1,599,138,240
305 Kibabii University	1,049,279,222	1,122,117,743	(72,654,011)	2,651,025,733	323,967,338	2,327,058,395
306 Commodities Fund	369,027,000	338,235,000	30,792,000	3,421,058,000	27,014,000	3,394,044,000
307 IPOA Staff Mortgage & Car Loan	1,115,623	476,713	638,910	54,912,319	-	54,912,319
308 Retirement Benefits Authority	1,146,476,734	877,920,198	268,556,536	1,326,931,078	310,494,477	1,016,436,601
309 Ewaso Ngiro South River Basin Development Authority	1,093,510,372	794,962,889	298,547,483	2,330,134,042	1,050,781,665	1,279,352,377
310 Laikipia University	1,243,403,853	1,235,265,467	8,138,386	2,630,971,296	533,782,434	2,097,188,862
311 Masai TTI	162,291,924	154,280,088	8,011,836	667,123,087	21,087,755	646,035,332
312 Ugunja TVC	45,454,308	26,869,509	18,584,799	89,409,687	2,824,845	86,584,842
313 Mortgage and car loan for Housing and urban Dvlp	89,834,784	5,260,390	84,574,394	3,610,384,872	306,000	3,610,078,872

Notes to the Consolidated Financial Statements

**Government of Kenya  
State Corporations, Semi-Autonomous Government Agencies and Public Funds  
Consolidated Financial Statements for the year ended 30<sup>th</sup> June 2023**

Entity	Revenue	Expenditure	Surplus/(Deficit)	Assets	Liabilities	Net worth
314 Housing scheme Fund for Min of Public works	443,474,756	197,295,272	246,179,484	13,657,584,990	609,955,368	13,047,629,622
315 Micro and Small Enterprises Authority	1,166,946,743	1,539,691,327	(372,744,584)	1,912,129,938	143,914,404	1,768,215,534
316 Machakos University	1,518,151,918	1,465,174,524	52,977,394	3,484,764,917	318,148,528	3,166,616,389
317 Narok South TVC	1,502,000	3,618,010	(2,116,010)	56,052,664	507,150	55,545,514
318 Sabatia TVC	54,331,096	32,215,996	22,115,100	102,345,696	7,399,964	94,945,732
319 Sikri TVC	117,414,905	106,278,272	11,136,633	175,432,699	157,722,296	17,710,403
320 Muranga University Of Technology	939,858,900	958,084,248	(18,225,348)	2,732,910,613	1,443,053,565	1,289,857,048
321 Street Families Rehabilitation Trust Fund	202,000,000	188,624,225	13,375,775	176,104,265	-	176,104,265
322 Ethics And Anti-Corruption Commission-Staff Mortgage And Car Loan Scheme	44,892,610	29,055,540	15,837,070	1,202,377,405	-60,000,000	1,262,377,405
323 Special Economic Zone Authority	63,366,390	64,116,214	(749,824)	648,324,798	150,757,128	497,567,670
324 Road Maintenance Levy Fund	26,409,596,000	28,527,591,000	(2,117,995,000)	20,719,185,000	303,870,000	20,415,315,000
325 Kenya Education Management Institute	281,307,352	278,771,443	2,535,909	2,457,196,511	33,285,027	2,423,911,484
326 National Environment Trust Fund	289,934,196	287,445,184	2,489,012	74,899,558	15,377,814	59,521,744
327 Runyenjes TVC	30,994,717	27,500,040	3,494,677	72,104,825	-	72,104,825
328 National Council For Population And Development	336,612,428	387,263,668	(50,651,240)	92,815,479	37,777,657	55,037,822
329 KALRO	6,837,942,000	7,362,666,000	(524,724,000)	27,055,838,000	233,072,000	26,822,766,000
330 Kimasian TVC	24,687,941	35,712,270	(11,024,329)	168,653,923	8,946,086	159,707,837
331 Kenya Export Promotion & Branding Agency	551,899,538	576,933,854	(25,034,316)	529,791,834	243,103,677	286,688,157
332 Commission For University Education	394,716,277	459,715,664	-	1,934,390,355	-	1,934,390,355

Notes to the Consolidated Financial Statements



**Government of Kenya  
State Corporations, Semi-Autonomous Government Agencies and Public Funds  
Consolidated Financial Statements for the year ended 30<sup>th</sup> June 2023**

Entity	Revenue	Expenditure	Surplus/(Deficit) (64,999,387)	Assets	Liabilities	Net worth
333 Nrf	365,702,189	335,199,127	30,503,062	64,512,414	7,444,212	57,068,202
334 Kenya Shipyards Ltd	2,627,813,064	2,652,715,852	(24,902,788)	3,130,061,158	1,121,394,731	2,008,666,427
335 Turkana University	303,848,716	352,882,418	(49,033,702)	916,525,987	6,060,161	910,465,826
336 Eldama Ravine TVC	22,911,952	19,220,234	3,691,718	21,549,642	4,190,443	17,359,199
337 Gatundu South TVC	18,628,702	31,928,181	(13,299,479)	164,895,714	5,277,711	159,618,003
338 Ekerubo Gietai	97,972,596	95,908,219	2,064,377	1,068,080,841	-	1,068,080,841
339 Kakrao TVC	29,374,048	34,860,252	(5,486,204)	90,608,323	8,494,074	82,114,249
340 Mandera TTI	26,684,592	23,664,546	3,020,046	37,365,062	4,622,752	32,742,310
341 Siruti TVC Awendo	12,284,554	13,150,377	(865,823)	60,205,637	2,494,221	57,711,416
342 The Kenya School Of Law	561,456,263	569,725,267	(8,269,004)	2,742,702,205	237,708,762	2,504,993,443
343 Ahmed Shahame Mwidane TTI	15,592,456	21,331,981	(5,739,525)	127,879,962	13,079,099	114,800,863
344 Mukuria TTI	130,109,644	106,107,728	24,001,916	302,719,983	34,439,287	268,280,696
345 Bumbe TTI	85,292,150	101,943,707	(16,651,557)	293,409,694	45,321,253	248,088,441
346 Kenya Literature Bureau	2,995,828,072	2,766,629,360	229,198,712	5,880,845,182	1,448,398,413	4,432,446,769
347 Kenya Tourism Board	842,779,726	880,402,849	(37,623,123)	258,322,923	171,702,451	86,620,472
348 Office Of The Auditor General-Mortgage Scheme	90,734,543	89,748,852	985,691	912,206,644	-	912,206,644
349 Office Of The Auditor General -Staff Car Loan Scheme	7,528,899	2,761,280	4,767,619	350,720,547	-	350,720,547
350 Kenya National Highways Authority	29,020,023,427	31,015,384,082	(2,325,792,664)	768,342,090,610	86,518,703,302	681,823,387,308



**Government of Kenya  
State Corporations, Semi-Autonomous Government Agencies and Public Funds  
Consolidated Financial Statements for the year ended 30<sup>th</sup> June 2023**

Entity	Revenue	Expenditure	Surplus/(Deficit)	Assets	Liabilities	Net worth
351 Bandari Maritime Academy	523,112,585	390,778,524	132,334,061	1,777,042,519	87,077,346	1,689,965,173
352 National Construction Authority	2,158,192,212	2,031,072,752	126,551,671	1,766,573,504	345,843,539	1,420,729,965
353 Kenya Pipeline Co. Ltd	33,838,437,753	24,841,783,941	4,162,284,194	129,449,571,800	38,936,701,657	90,512,870,143
354 Kinango Tvc	83,949,050	37,123,026	46,826,024	219,617,116	132,357,794	87,259,322
355 Kenya Civil Aviation Authority	11,095,987,112	6,013,220,462	5,082,766,650	25,082,610,693	7,458,863,831	17,623,746,862
356 Kenya Roads Board	86,437,369,000	82,277,561,000	4,159,808,000	225,690,419,000	213,643,619,000	12,046,800,000
357 Tharaka Tvc	32,294,405	32,719,632	(425,227)	100,028,915	3,865,442	96,163,473
358 Bureti Tti	151,447,096	162,890,803	(11,443,707)	617,653,779	13,597,865	604,055,914
359 National Irrigation Authority	5,605,291,324	7,480,629,858	(1,875,338,534)	37,296,344,079	3,042,271,914	34,254,072,165
360 Seme Teachers Training College	5,279,149	5,600,281	(321,132)	35,119,556	1,158,700	33,960,856
361 National Mining Corporation	36,227,409	39,520,198	(3,292,789)	18,074,043	-	18,074,043
362 Masai Mara University	1,445,412,329	1,554,681,201	(109,268,872)	2,611,122,861	689,936,856	1,921,186,005
363 Turkana East Tvc	14,483,121	7,150,955	7,332,166	10,346,422	98,669	10,247,753
364 Civil Servants Housing Scheme Fund	460,168,424	197,295,272	262,873,152	14,044,781,600	980,458,310	13,064,323,289
365 Technical University Of Kenya	2,805,616,705	3,600,717,911	(795,101,206)	6,930,554,022	6,274,991,774	655,562,248
366 Agriculture Development Corporation	1,752,486,000	1,679,041,000	78,121,000	4,395,789,000	5,189,426,000	-793,637,000
367 State Officers House Mortgage Scheme Development Bank Of Kenya Limited And Subsidiary	89,834,784	5,260,390	84,574,394	3,510,384,871	306,000	3,510,078,871
368 Kenya Prison Service	1,440,570,000	-1,359,637,000	2,785,266,000	16,883,484,000	12,004,808,000	4,878,676,000
369	151,539,251	147,789,964		644,194,049	101,350,914	542,843,135

Notes to the Consolidated Financial Statements

**Government of Kenya  
State Corporations, Semi-Autonomous Government Agencies and Public Funds  
Consolidated Financial Statements for the year ended 30<sup>th</sup> June 2023**

Entity	Revenue	Expenditure	Surplus/(Deficit)	Assets	Liabilities	Net worth
			3,749,287			
370 Multimedia University Of Kenya	480,078,411	1,317,535,597	(837,457,186)	3,281,227,408	2,148,895,025	1,132,332,383
371 Naivasha Technical And Vocational College	11,839,990	22,464,780	(10,624,790)	85,999,399	962,915	85,036,484
372 Karatina University	1,137,418,582	1,119,836,054	17,582,528	2,511,180,018	227,655,182	2,283,524,836
373 Machakos Technical Institute For The Blind	99,442,924	95,545,423	3,897,501	368,788,235	-	368,788,235
374 Kenya Medical Training College	10,380,287,826	10,037,835,351	326,166,403	33,238,054,953	1,073,443,572	32,164,611,381
375 Kenya Copyright Board	137,145,987	140,937,419	(3,791,432)	27,923,784	7,324,775	20,599,009
376 Media Council Of Kenya Kenya Universities And Colleges Central Placement Service(KUCCPS)	969,496,142	1,242,732,112	(273,235,970)	412,338,034	211,104,749	201,233,285
377	777,798,271	441,091,966	309,150,947	1,892,030,706	176,890,941	1,715,139,765
378 Kipipiri Technical And Vocational College	13,812,944	23,264,658	(9,451,714)	105,778,815	2,140,535	103,638,280
379 Okame Technical And Vocational College Council Of Legal Education Staff Car Loan And Mortgage Scheme	26,935,197	26,448,866	486,331	26,119,831	2,430,664	23,689,167
380	2,703,326	-	2,297,827	110,064,998	-	110,064,998
381 Policyholders Compensation Fund	2,907,647,916	336,332,387	2,571,315,529	19,168,590,989	47,125,491	19,121,465,498
382 Kenya National Library Service	861,435,891	1,005,816,435	(144,380,544)	9,291,339,549	243,650,902	9,047,688,647
383 Contingencies Fund Account	3,106,406,753	3,106,406,753	-	7,000,000,000	-	7,000,000,000
384 Kenya Development Corporation	1,808,629,127	1,269,821,191	495,272,616	37,093,365,684	1,868,995,131	35,224,370,553
385 Omuga Technical And Vocational College	42,122,222	31,469,049	10,653,173	215,926,929	17,614,343	198,312,586
386 Dekut Enterprises Company	11,780,974	7,883,192	1,956,026	43,881,027	36,148,254	7,732,773
387 Tourism Research Institute	57,455,833	83,706,011	(26,250,178)	89,260,267	46,177,324	43,082,943



**Government of Kenya  
State Corporations, Semi-Autonomous Government Agencies and Public Funds  
Consolidated Financial Statements for the year ended 30<sup>th</sup> June 2023**

Entity	Revenue	Expenditure	Surplus/(Deficit)	Assets	Liabilities	Net worth
388 Kenya Institute of Supplies Examination Board	93,008,532	84,611,131	8,397,401	82,433,214	26,284,170	56,149,044
389 Chemasaria Technical and Vocational College	19,663,475	13,732,784	5,930,691	90,576,013	5,019,613	85,556,400
390 Public Service Commission Car loan & Mortgage Scheme Funds	4,191,069	600	3,561,809	931,343,963	190,928,381	740,415,582
391 National Humanitarian Fund	-	-	-	272,621,262	-	272,621,262
392 Kenya National Innovation Agency	103,703,803	107,621,045	(3,917,242)	24,908,097	7,442,286	17,465,811
393 Bondo Technical Training Institute	122,166,091	143,424,341	(21,258,250)	683,972,936	83,045,944	600,926,992
394 Commission on Revenue Allocation	1,963,646	-	1,963,646	169,165,677	32,521	169,133,156
395 Office Of The Controller of Budget Staff Mortgage Fund	11,456,257	5,230,363	5,100,412	614,542,797	194,734,170	419,808,627
396 Anti-Female Genital Mutilation Board	115,575,740	129,395,549	(13,819,809)	20,998,856	7,660,415	13,338,441
397 Human Resource Management Professionals Examination Board	124,196,544	109,648,204	14,548,340	82,229,038	2,371,779	79,857,259
398 Sirisia Technical & Vocational College	33,659,226	25,766,981	7,892,245	100,319,383	3,925,830	96,393,553
399 Sangalo Institute of Science & Technology	202,557,944	208,457,322	(5,899,378)	993,927,384	60,058,682	933,868,702
400 Friends College Kaimosi	397,324,547	215,472,117	181,852,430	729,395,048	29,464,382	699,930,666
401 Kenya Fishing Industries Corporation	50,475,436	37,981,330	12,494,106	32,651,754	5,089,714	27,562,040
402 Kenya Engineering Technology Board	76,719,479	46,499,946	30,219,533	40,592,983	-	40,592,983
403 The National Assistance Trust Fund for Victims of Trafficking in Persons	20,000,000	20,799,417	(799,417)	7,040,883	-	7,040,883
404 Uriri Technical and Vocational College	33,838,800	7,262,605	26,576,195	27,455,695	879,500	26,576,195
405 National Industrial Training Authority	2,082,059,228	2,694,499,574	(612,440,346)	10,215,438,018	680,378,018	9,535,060,000
406 Assets Recovery Agency	19,214,471	1,548,460	17,666,011	1,106,564,790	-	1,106,564,790

Notes to the Consolidated Financial Statements



**Government of Kenya  
State Corporations, Semi-Autonomous Government Agencies and Public Funds  
Consolidated Financial Statements for the year ended 30<sup>th</sup> June 2023**

Entity	Revenue	Expenditure	Surplus/(Deficit)	Assets	Liabilities	Net worth
407 Government Clearing Agency	-	-	-	300,931,776	52,973,897	247,957,879
408 Anti-Doping Agency of Kenya	328,640,520	337,248,152	(8,607,632)	355,483,171	305,310,855	50,172,316
409 Karateng' Vocational Training Centre	2,477,200	2,078,796	398,404	13,985,847	231,746	13,754,101
410 St. Joseph Technical Training Institute for the Deaf - Nyang'oma	95,014,823	90,567,914	4,446,909	284,599,097	7,975,062	276,624,035
411 Kipkabus Technical and Vocational College	106,274,840	95,617,345	10,657,495	405,636,922	14,755,754	390,881,168
412 Weru Technical and Vocational College	48,854,735	40,206,765	8,647,970	85,857,346	19,455,729	66,401,617
413 Wote Technical Training Institute	170,439,371	186,819,047	(16,379,676)	663,842,469	79,150,712	584,691,757
414 Murang'a Technical Training Institute	4,215,127	2,666,883	1,548,244	280,253,400	264,711	279,988,689
415 Mathiayo Technical and Vocational College	12,023,352	23,671,014	(11,647,662)	141,245,866	3,920,178	137,325,688
416 Aberdare Teachers Training College	8,021,883	17,044,647	(9,022,764)	79,730,771	14,463,925	65,266,846
417 The Office of the Registrar of Political Parties Staff Mortgage & Car Loan Scheme	2,953,061	-	2,953,061	239,597,170	-	239,597,170
418 Communication Authority of Kenya- Universal Service Fund	3,308,206,000	161,748,000	3,146,458,000	18,217,896,000	137,896,000	18,080,000,000
419 JKUAT Noodles Limited	599,030	31,495,392	(30,896,362)	274,785,518	7,037,744	267,747,774
420 Dr Daniel Wako Murende Technical & Vocational College	15,411,389	13,400,965	2,010,424	184,405,837	2,408,886	181,996,951
421 National Government Affirmative Action Fund	2,186,764,178	980,703,628	1,206,060,550	1,993,211,683	19,147,623	1,974,064,060
422 Kenya Law Reform Commission	292,660,000	297,276,229	(4,616,229)	57,027,150	-	57,027,150
423 Webuye West Technical and Vocational College	19,239,923	34,666,278	(15,426,355)	199,410,103	8,046,828	191,363,275
424 Emurua Dikirr Technical Training Institute	40,003,729	30,569,084	9,434,645	112,461,376	1,429,138	111,032,238
425 Ollesos Technical Training College	285,066,973	371,568,423	(86,501,450)	1,385,633,485	33,168,529	1,352,464,956

**Government of Kenya  
State Corporations, Semi-Autonomous Government Agencies and Public Funds  
Consolidated Financial Statements for the year ended 30<sup>th</sup> June 2023**

	Entity	Revenue	Expenditure	Surplus/(Deficit)	Assets	Liabilities	Net worth
426	Machakos Teacher College	72,736,554	66,590,821	6,145,733	84,292,396	15,445,591	68,846,805
427	Kenya Institute of Special Education	417,866,812	394,917,090	19,097,020	4,241,985,766	108,770,261	4,133,215,505
428	Kenya Space Agency	220,000,000	229,285,455	(9,285,455)	94,021,491	-	94,021,491
429	Sports Kenya	457,625,868	610,038,968	(152,413,100)	5,112,075,882	257,786,282	4,854,289,600
430	National Syndemic Diseases Control Council	1,342,744,536	1,413,449,952	(70,705,416)	793,915,705	284,847,550	509,068,155
431	Tea Board of Kenya	324,350,000	385,654,000	(61,304,000)	2,087,425,000	75,295,000	2,012,130,000
432	Postal Corporation of Kenya	3,657,882,033	3,607,112,291	50,769,742	14,369,562,833	9,287,198,070	5,082,364,763
433	Garissa University	641,297,000	666,158,000	(24,861,000)	1,584,948,000	114,180,000	1,470,768,000
434	Kenya Tsetse and Trypanosomiasis Eradication Council	150,250,000	176,829,698	(26,579,698)	25,393,710	13,188,432	12,205,278
435	Bomet University College	406,822,085	392,825,087	13,996,998	2,139,483,165	137,741,931	2,001,741,234
436	Kaimosi Friends University	626,365,657	655,840,154	(29,474,497)	1,381,865,552	78,943,610	1,302,921,942
437	Communications Authority of Kenya	12,152,454,000	7,320,638,000	774,321,000	31,255,667,000	7,188,939,000	24,066,728,000
438	Coast Institute of Technology	371,987,376	339,573,753	32,413,623	980,350,743	37,610,690	942,740,053
439	Lugari Diploma Teachers Training College	60,936,675	70,902,286	(9,965,611)	322,100,014	25,050,294	297,049,720
440	Institute of Certified Investment and Financial Analysis	34,487,918	38,736,501	(4,248,583)	13,975,017	4,357,682	9,617,335
441	Egerton University	4,025,054,177	4,735,831,484	(687,009,129)	7,003,165,413	9,468,677,275	(2,465,511,862)
442	Turbo Technical and Vocational College	13,932,351	15,724,991	(1,792,640)	57,909,827	6,063,921	51,845,906
443	Kiiraa Technical Training Institute	100,161,010	80,411,868	19,749,142	526,976,677	22,351,846	504,624,831
444	National Defence University	568,529,626	549,590,821	31,965,725	31,965,725	27,248,274	4,717,451

Notes to the Consolidated Financial Statements



**Government of Kenya  
State Corporations, Semi-Autonomous Government Agencies and Public Funds  
Consolidated Financial Statements for the year ended 30<sup>th</sup> June 2023**

Entity	Revenue	Expenditure	Surplus/(Deficit)	Assets	Liabilities	Net worth
			4,046,289			
445 NG-CDF Board	2,259,522,233	2,220,247,440	26,213,136	1,546,383,212	743,857,695	802,525,517
446 Muhoroni Sugar Company Limited	130,574,194	200,325,101	(69,750,907)	492,237,727	37,917,274,980	(37,425,037,253)
447 National Drought Management Authority Central Rift Valley Water Works	7,504,967,837	6,927,482,446	577,485,391	2,273,353,506	394,550,740	1,878,802,766
448 Development Agency	524,671,703	414,535,999	110,135,704	9,861,821,553	2,486,330,360	7,375,491,193
449 Kenya Institute for Public Policy Research and Analysis	782,132,000	716,552,000	41,990,000	1,025,766,000	331,695,000	694,071,000
450 Chanzeywe TVC	14,925,772	8,256,377	6,669,395	69,871,599	1,516,135	68,355,464
451 NUPEA Kenya University Colleges central placement car loan and mortgage	918,752,714	927,302,480	(8,549,766)	251,980,245	137,033,566	114,946,679
452	4,226,113	-	2,958,834	341,651,385	1,267,834	340,383,551
453 Kibwezi West TVC	13,679,300	15,253,359	(1,574,059)	67,617,094	2,162,120	65,454,974
454 Kajiao West TVC	29,000,538	28,069,315	931,223	130,604,012	9,663,577	120,940,435
455 School Equipment Production Unit Rural Electrification And Renewable Energy Corporation	115,697,734	89,339,961	18,450,441	268,788,100	16,459,140	252,328,960
456	6,424,066,000	4,760,610,000	1,637,839,000	128,634,939,000	16,143,634,000	112,491,305,000
457 Kenya Airports Authority	16,924,717,000	14,557,495,000	281,584,000	1,057,512,337,000	26,396,469,000	1,031,115,868,000
458 Kenya Urban Roads Authority Commission on Revenue Allocation Staff Car Loan fund	12,861,790,781	12,188,363,062	364,642,921	11,865,844,906	688,000,570	11,177,844,336
459	306,452	3,645	302,807	30,050,464	-	30,050,464
460 Moiben TVC	19,852,730	23,636,597	(3,783,867)	66,666,811	7,005,938	59,660,873
461 Tseikuru TTI National Council for Nomadic Education in Kenya	21,075,700	51,133,241	(30,057,541)	424,827,316	45,208,512	379,618,804
462	6,251,377,802	6,039,263,070	212,114,732	287,657,085	3,412,960	284,244,125

Notes to the Consolidated Financial Statements



**Government of Kenya  
State Corporations, Semi-Autonomous Government Agencies and Public Funds  
Consolidated Financial Statements for the year ended 30<sup>th</sup> June 2023**

Entity	Revenue	Expenditure	Surplus/(Deficit)	Assets	Liabilities	Net worth
463 Gatanga TVC	33,751,537	32,671,993	1,079,544	138,106,482	2,752,796	135,353,686
464 Keroka TTI	222,348,613	226,598,992	(4,250,379)	524,259,635	28,686,871	495,572,764
465 Asumbi TTC	50,625,244	66,700,709	(16,075,465)	430,276,757	14,476,448	415,800,309
466 St. Augustine TTC	48,659,062	42,269,239	6,389,823	81,155,829	27,511,517	53,644,312
467 NGO Co-ordination Board	240,966,400	269,151,375	(28,184,975)	61,320,151	17,085,437	44,234,714
468 National Biosafety Authority Registration of Certified Public Secretaries Board	164,882,266	189,082,431	(24,200,165)	55,356,967	11,808,935	43,548,032
469 The Nyeri National Polytechnic	27,348,901	17,191,315	10,157,586	43,258,119	165,903	43,092,216
470 Kenya Marine and Fisheries Research Institute	565,042,872	613,392,252	(48,349,380)	2,463,344,952	14,800,181	2,448,544,771
471 Rangwe TVC	2,368,596,737	2,562,808,298	(194,211,561)	2,037,050,516	143,020,352	1,894,030,164
472 Equilization Fund	25,762,713	19,016,372	6,746,341	76,429,315	2,882,771	73,546,544
473 TVET - Curriculum Devt Council	-	731,280,334	(731,280,334)	1,669,221,714	1,560,169	1,667,661,545
474 Water Sector Trust fund	289,946,842	116,138,909	173,807,933	199,881,963	715,130	199,166,833
475 Kenya School of TVET	1,741,222,492	1,757,980,700	(16,758,208)	1,431,679,207	133,983,628	1,297,695,579
476 Capital Markets Authority	560,409,399	557,514,544	2,894,855	26,983,355,414	19,161,152	26,964,194,262
477 Kenya Wildlife Service	869,915,000	837,464,000	32,451,000	6,577,766,000	6,101,969,000	475,797,000
478 National Cereals and Produce Board	8,329,300,000	9,714,900,000	(1,385,600,000)	14,252,787,000	8,778,426,000	5,474,361,000
479 Thogoto TTC	7,613,435,122	7,613,435,122	(1,755,381,115)	28,558,377,645	14,211,241,209	14,347,136,436
480 NEPAD	82,308,302	92,786,520	(10,478,218)	2,536,937,594	7,659,340	2,529,278,254
481	271,702,449	256,937,062		42,739,135	925,029	41,814,106

Notes to the Consolidated Financial Statements

**Government of Kenya  
State Corporations, Semi-Autonomous Government Agencies and Public Funds  
Consolidated Financial Statements for the year ended 30<sup>th</sup> June 2023**

Entity	Revenue	Expenditure	Surplus/(Deficit)	Assets	Liabilities	Net worth
			14,765,387			
482 JKUAT Enterprises Limited	402,033,108	395,174,995	4,800,679	274,785,518	7,037,744	267,747,774
483 Karumi TTI	337,835,089	185,358,455	152,476,634	571,927,535	11,267,510	560,660,025
484 Mitunguu TTI	141,731,929	84,958,729	56,773,200	220,732,025	13,452,387	207,279,638
485 Thika TTI	616,115,511	563,144,402	52,971,109	2,327,402,905	-	2,327,402,905
486 Commission for University Education Car Loan and Mortgage	394,716,277	463,013,545	(68,297,268)	2,421,656,099	68,495,880	2,353,160,219
487 KICD	5,516,325,000	5,392,371,000	98,477,000	12,877,493,000	6,754,911,000	6,122,582,000
488 Tom Mboya University	427,994,556	415,150,740	12,843,816	1,745,075,399	130,232,718	1,614,842,681
489 Tanathi Water Works Development Agency	234,475,986	1,328,997,193	(1,094,521,207)	11,600,238,476	6,731,536,334	4,868,702,142
490 Kenyatta National Hospital	20,162,323,000	23,673,191,000	(3,510,868,000)	19,304,091,000	15,177,457,000	4,126,634,000
491 KenTrade	471,376,555	877,465,253	(410,070,422)	912,388,707	72,172,705	840,216,002
492 LAPSET Corridor Development Authority The Information and Communication Technology Authority	541,502,269 2,094,339,676	508,653,371 2,488,883,119	32,848,898 (189,366,383)	17,598,663,180 2,709,704,626	17,891,828 1,372,840,563	17,580,771,352 1,336,864,063
494 Kenya Nuclear Regulatory Authority	289,406,798	315,250,873	(25,844,075)	644,851,096	4,508,385	640,342,711
495 Kaelo TVC	13,347,920	17,380,055	(4,032,135)	58,532,660	2,325,725	56,206,935
496 Kenya Rural Roads Authority	42,828,273,000	41,933,015,000	132,921,000	407,214,099,000	62,997,544,000	344,216,555,000
497 KBC	2,090,655,000	2,771,823,000	(681,168,000)	17,545,202,000	94,108,387,000	(76,563,185,000)
498 St Mark's Teachers College	88,471,439	77,864,394	10,607,045	571,342,538	22,612,635	548,729,904
499 KNBS	1,535,806,433	1,857,538,752	(352,680,441)	2,338,624,727	110,730,119	2,227,894,608

Notes to the Consolidated Financial Statements



**Government of Kenya  
State Corporations, Semi-Autonomous Government Agencies and Public Funds  
Consolidated Financial Statements for the year ended 30<sup>th</sup> June 2023**

Entity	Revenue	Expenditure	Surplus/(Deficit)	Assets	Liabilities	Net worth
500 University of Nairobi Enterprises and Services Limited	806,155,579	812,722,869	(6,567,290)	374,500,915	449,239,313	(74,738,398)
501 Kenya Re	26,677,163,000	22,090,855,000	3,617,975,000	70,126,007,000	29,354,304,000	40,771,703,000
502 KeNHA Levy Fund	28,936,822,094	32,026,010,309	(3,089,188,215)	11,465,585,111	1,975,425,248	9,490,159,863
503 Bushiangala TTC	58,805,984	55,160,855	3,645,129	298,285,236	23,706,845	274,578,391
504 State corporation Appeal tribunal	23,772,404	47,436,515	(23,664,111)	75,923,485	348,000	75,575,485
505 Kenya Petroleum Refineries Limited	1,018,469,775	1,653,376,110	(464,558,306)	6,029,111,460	5,532,595,094	496,516,366
506 Kenya Academy of Sports	238,322,349	227,671,117	10,651,232	1,544,973,911	8,196,271	1,536,777,640
507 Niupea Mortgage and car loan	1,358,836	182,680	1,176,156	329,588,455	-	329,588,455
508 National Government Constituencies Development Fund (Fund Account)	47,189,900,000	27,213,956,448	19,975,943,552	20,166,118,803	-	20,166,118,803
509 Coffee Cherry Advance Revolving Fund(CCARF)	221,213,834	165,915,290	55,298,544	3,069,911,613	17,624,537	3,052,287,075
510 Tharaka University	467,556,886	461,113,770	6,443,116	909,073,251	66,981,969	842,091,282
<b>Total</b>	<b>1,447,243,985,452</b>	<b>1,322,355,012,868</b>	<b>196,411,460,150</b>	<b>9,511,881,944,847</b>	<b>4,428,736,816,208</b>	<b>5,083,145,128,638</b>



**Government of Kenya  
State Corporations, Semi-Autonomous Government Agencies and Public Funds  
Consolidated Financial Statements for the year ended 30<sup>th</sup> June 2023**

**4.2 Appendix II : Recurrent Transfers from Ministries, Departments and Agencies to State Corporations, SAGAs and Public Funds**

S/No	Entity	Received From Ministries, Departments and Agencies	Recognized in Income KShs
1	Aberdare Teachers Training College	State Department for Early Learning and Basic Education	9,136,962
2	AFFA Pyrethrum Processing Company of Kenya	State Department for Crop Development	272,000,000
3	Agricultural Development Corporation (ADC)	State Department for Crop Development	-
4	Agricultural Finance Corporation	State Department for Crop Development	-
5	Agriculture and Food Authority	State Department for Crop Development	3,544,930,000
6	Ahmed Shahame Mwidani Technical TTI	State Department for Vocational and Technical Training	5,645,000
7	Alupe University College	State Department for University Education	183,053,330
8	Anti-Counterfeit Agency	State Department for Trade	340,500,000
9	Anti-Doping Agency of Kenya	State Department for Sports	343,267,330
10	Anti-Female Genital Mutilation (AFGM) Board	State Department for Gender	124,500,002
11	Assets Recovery Agency	The State Law and Department of Justice	155,280,000
12	Asumbi Teachers College (TTCs)	State Department for Early Learning and Basic Education	15,499,430
13	Athi River Water Services Board/ Athi Water Works Development Agency	Ministry of Water and Sanitation	620,669,306
14	Auctioneers Licensing Board	The State Law and Department of Justice	26,690,000
15	Bandari Maritime Academy	State Department for Transport	295,889,884
16	Baringo Technical College	State Department for University Education	61,710,000
17	Bomas of Kenya	State department for Tourism and Wildlife	285,615,258
18	Bomet University College	State Department for Vocational and Technical Training	312,249,416
19	Bondo TTI	State Department for University Education	28,980,000
20	Bukura Agricultural College	State Department for Agricultural Research	180,000,000
21	Bumbe Technical Training Institute	State Department for Vocational and Technical Training	30,817,500

**Government of Kenya  
State Corporations, Semi-Autonomous Government Agencies and Public Funds  
Consolidated Financial Statements for the year ended 30<sup>th</sup> June 2023**

S/No	Entity	Received From Ministries, Departments and Agencies	Recognized in Income KShs
22	Bungoma North TVC	State Department for Early Learning and Basic Education	11,130,000
23	Bunyala Technical Training Institute	State Department for University Education	11,715,000
24	Bunyore Teachers Training College	State Department for Early Learning and Basic Education	2,877,155
25	Bureti Technical Training Institute	State Department for University Education	36,915,000
26	Bushiangala TTI	State Department for University Education	21,165,000
27	Business Registration Services- Official Receiver.	The State Law and Department of Justice	444,650,000
28	Centre for Mathematics, Science and Technology in Africa	State Department for Early Learning and Basic Education	968,324,176
29	Chemaisiri TVETs	State Department for Vocational and Technical Training	17,727,500
30	Chesta Teachers Training College	State Department for Vocational and Technical Training	14,317,060
31	Chuka Technical and Vocational Institute	State Department for Vocational and Technical Training	13,535,000
32	Chuka University	State Department for University Education	1,331,759,394
33	Civil Contingencies Fund	The National Treasury	1,960,673,393
34	Coast Development Authority	State Department for Regional and Northern Corridor Development	217,680,000
35	Coast Institute of Technology	State Department for University Education	158,701,200
36	Coast Water Services Board/Coast Water Works Development Agency	Ministry of Water and Sanitation	1,577,378,452
37	Commission for University Education	State Department for University Education	193,050,487
38	Commodity Fund	State Department for Crop Development	69,737,000
39	Competition Authority of Kenya	The National Treasury	330,887,523
40	Contingency Fund Account	The National Treasury	1,960,673,393
41	Cooperative University College of Kenya	State Department for University Education	303,438,578
42	Council of Governors (COG)	State Department for Devolution	449,025,203
43	Council of Legal Education	State Department of Correctional Services	177,770,000



**Government of Kenya  
State Corporations, Semi-Autonomous Government Agencies and Public Funds  
Consolidated Financial Statements for the year ended 30<sup>th</sup> June 2023**

S/No	Entity	Received From Ministries, Departments and Agencies	Recognized in Income KShs
44	Covid-19 Emergency Response Fund	The National Treasury	9,700,867,221
45	Dedan Kimathi University of Technology	State Department for University Education	925,425,992
46	Dr. Daniel Wako Murende- TVC	State Department for Vocational and Technical Training	8,995,000
47	Ebukanga TVET	State Department for Vocational and Technical Training	5,100,000
48	Egerton University	State Department for University Education	2,231,277,478
49	Ekerubo Gietai T.T.I	State Department for University Education	29,567,811
50	Eldama Ravine Technical and Vocational College	State Department for Vocational and Technical Training	8,175,000
51	Embu University College of Kenya	State Department for University Education	628,865,333
52	Emgwen Technical and Vocational College	State Department for Vocational and Technical Training	2,075,000
53	Emining Technical Training Institute	State Department for University Education	17,062,500
54	Emsos Technical Training Institute	State Department for University Education	5,737,500
55	Energy and Petroleum Regulatory Authority	Ministry of Energy	200,000,000
56	Engineers Board of Kenya	State Department for Infrastructure	228,900,000
57	Equilisation Fund Advisory Board	The National Treasury	113,812,780
58	Ewaso Ngiro South Development Authority	State Department for Regional and Northern Corridor Development	744,890,000
59	Ewaso Nyiro North Development Authority	State Department for Devolution	729,632,000
60	Export Processing Zones Authority	State Department for Industrialization	89,460,000
61	Financial Reporting Center	The National Treasury	773,769,000
62	Garissa University College of Kenya	State Department for University Education	418,296,000
63	Gatanga Technical and Vocational College	State Department for University Education	8,040,000
64	Gatundu South Technical and Vocational College	State Department for Vocational and Technical Training	7,605,000
65	Geothermal Development Company	Ministry of Energy	1,791,336,000
66	Godoma Technical and Training Institute	State Department for University Education	16,800,000



**Government of Kenya  
State Corporations, Semi-Autonomous Government Agencies and Public Funds  
Consolidated Financial Statements for the year ended 30<sup>th</sup> June 2023**

S/No	Entity	Received From Ministries, Departments and Agencies	Recognized in Income KShs
67	Higher Education Loans Board (HELB)	State Department for University Education	651,373,776
68	Hydrologists Registration Board	State Department for Irrigation	15,000,000
69	ICT Authority	State Department for Information Communication Technology	1,410,994,172
70	Ikutha Technical and Vocational College	State Department for Vocational and Technical Training	1,000,000
71	Institute of Certified Investment Financial Analyst (ICIFA)	The National Treasury	20,000,000
72	Inter-Governmental Relations Technical Committee	State Department for Regional and Northern Corridor Development	496,772,032
73	Jaramogi Oginga Odinga University of Science and Technology	State Department for University Education	363,925,376
74	Jomo Kenyatta University of Agriculture and Technology	State Department for University Education	3,028,415,190
75	Kabete National Polytechnic	State Department for University Education	271,482,106
76	Kaiboi TVET	State Department for Vocational and Technical Training	97,947,195
77	Kaimosi Friends College of Research and Technology (KAFUCO)	State Department for Vocational and Technical Training	93,742,500
78	Kaimosi Friends University College (KAFUCO)	State Department for University Education	455,539,000
79	Kaimosi Teachers Training College	State Department for Early Learning and Basic Education	16,178,588
80	Kajiado West Technical and Vocational College	State Department for University Education	6,592,500
81	Kakrao TVET	State Department for Vocational and Technical Training	10,795,000
82	Kamwenja Teachers College	State Department for Early Learning and Basic Education	21,701,393
83	Kandara TVET	State Department for Vocational and Technical Training	4,610,200
84	Kapcherop Technical and Vocational Centre	State Department for University Education	14,370,000
85	Karatina University	State Department for University Education	750,080,203

**Government of Kenya  
State Corporations, Semi-Autonomous Government Agencies and Public Funds  
Consolidated Financial Statements for the year ended 30<sup>th</sup> June 2023**

S/No	Entity	Received From Ministries, Departments and Agencies	Recognized in Income KShs
86	Karumo Technical Training Institute	State Department for University Education	35,160,000
87	Kasarani Technical and Vocational College	State Department for University Education	21,147,500
88	Katine Technical and Vocational College	State Department for Vocational and Technical Training	11,182,500
89	Kendege Technical and Vocational Colleges	State Department for Vocational and Technical Training	9,420,000
90	Kenya Academy of Sports	State Department for Sports	173,304,959
91	Kenya Agricultural Research Livestock Organisation	State Department for Agricultural Research	4,396,715,000
92	KENYA Animal Genetic Resource Centre (KAGRI)	State Department for Agricultural Research	626,632,694
93	Kenya Broadcasting Corporation	State Department for Broadcasting and Telecommunications	1,170,500,000
94	Kenya Bureau of Standards	State Department for Industrialization	5,000,000
95	Kenya Coast National Polytechnic	State Department for University Education	141,585,000
96	Kenya Copyright Board	The State Law and Department of Justice	132,820,000
97	Kenya Dairy Board	State Department for Livestock	33,300,000
98	Kenya Education Management Institute	State Department for Early Learning and Basic Education	88,900,000
99	Kenya Electricity Transmission Company Limited	Ministry of Energy	2,386,664,000
100	Kenya Energy Environment and Social Responsibility Programme Fund	Ministry of Energy	75,000,000
101	Kenya Export Promotion and Branding Agency /Brand Kenya Board	State Department for Trade	674,100,000
102	Kenya Film Classification Board	State Department for Broadcasting and Telecommunications	530,000,000
103	Kenya Film Commission	State Department for Broadcasting and Telecommunications	312,000,000
104	Kenya Fisheries Service	State Department for Fisheries and Aquaculture and The Blue Economy	426,755,850
105	Kenya Forest Service	State Department for Environment and Forestry	4,557,517,824



**Government of Kenya  
State Corporations, Semi-Autonomous Government Agencies and Public Funds  
Consolidated Financial Statements for the year ended 30<sup>th</sup> June 2023**

S/No	Entity	Received From Ministries, Departments and Agencies	Recognized in Income KShs
106	Kenya Forestry Research Institute (KEFRI)	State Department for Environment and Forestry	1,640,593,089
107	Kenya Industrial Estate (KIE)	State Department for Trade	280,240,000
108	Kenya Industrial Research and Development Institute (KIRDI)	State Department for Industrialization	617,430,000
109	Kenya Institute of Curriculum Development (KICD)	State Department for Early Learning and Basic Education	803,358,000
110	Kenya Institute of Mass Communication	State Department for Broadcasting and Telecommunications	224,200,977
111	Kenya Institute of Public Policy Research Analysis	State Department for Planning	633,607,000
112	Kenya Institute of Special Education	State Department for Early Learning and Basic Education	279,562,554
113	Kenya Institute of Supplies Management (KISEB)	The National Treasury	50,000,000
114	Kenya Investment Authority (Ken Invest)	The National Treasury	243,510,000
115	Kenya Law Reform Commission	The State Law and Department of Justice	266,660,000
116	Kenya Leather Development Council	State Department for Industrialization	179,853,084
117	Kenya Marine and Fisheries Research Institute	State Department for Agricultural Research	2,205,318,356
118	Kenya Meat Commission	State Department for Livestock	920,000,000
119	Kenya Medical Research Institute	Ministry of Health	2,672,623,626
120	Kenya Medical Supplies Agency (KEMSA)	Ministry of Health	100,000,000
121	Kenya Medical Training College	Ministry of Health	4,182,300,001
122	Kenya National Accreditation Service	State Department for Industrialization	110,410,000
123	Kenya National Assurance Company (2001) Ltd	The National Treasury	2,203,000
124	Kenya National Bureau of Statistics	State Department for Planning	1,656,620,000
125	Kenya National Commission for UNESCO	State Department for Early Learning and Basic Education	336,271,265
126	Kenya National Convention Bureau	State department for Tourism and Wildlife	46,325,240
127	Kenya National Examination Council	State Department for Early Learning and Basic Education	5,402,784,600



**Government of Kenya  
State Corporations, Semi-Autonomous Government Agencies and Public Funds  
Consolidated Financial Statements for the year ended 30<sup>th</sup> June 2023**

S/No	Entity	Received From Ministries, Departments and Agencies	Recognized in Income KShs
128	Kenya National Highways Authority	State Department for Infrastructure	538,180,368
129	Kenya National Innovation Agency (KeNIA)	State Department for University Education	52,875,963
130	Kenya National Library Services	State Department for Culture and Heritage	602,610,000
131	Kenya National Qualification Authority	State Department for Early Learning and Basic Education	276,379,260
132	Kenya National Trading Corporation Ltd	State Department for Trade	37,500,000
133	Kenya Nuclear Regulatory Authority	Ministry of Energy	119,579,602
134	Kenya Ordnance Factories Corporation	State Department for Defence	494,409,510
135	Kenya Plant Health Inspectorate Services	State Department for Crop Development	160,500,000
136	Kenya Railways Corporation	State Department for Transport	30,929,966,797
137	Kenya Rural Roads Authority	State Department for Infrastructure	18,220,947,000
138	Kenya School of Government	State Department for Public Service and Youth	421,578,127
139	Kenya School of Law	The State Law and Department of Justice	191,110,000
140	Kenya Scouts Association	State Department for Culture and Heritage	79,650,000
141	Kenya Shipyard Limited	State Department for Defence	329,554,139
142	Kenya Space Agency	State Department for Defence	200,000,000
143	Kenya Technical Trainers College	State Department for Vocational and Technical Training	110,000,000
144	Kenya Tourism Board	State department for Tourism and Wildlife	1,121,819,859
145	Kenya Trade Remedies Agency	State Department for Trade	44,555,723
146	Kenya Trade Network Agency	The National Treasury	481,099,814
147	Kenya Tsetse and Trypanosomiasis Eradication Council	State Department for Agricultural Research	252,000,000
148	Kenya Universities and Colleges Central Placement Service	State Department for University Education	21,958,110
149	Kenya Urban Roads Authority (KURA)	State Department for Infrastructure	-
150	Kenya Veterinary Board	State Department for Livestock	73,000,000
151	Kenya Vision 2030 Delivery Secretariat	State Department for Devolution	219,210,000

**Government of Kenya  
State Corporations, Semi-Autonomous Government Agencies and Public Funds  
Consolidated Financial Statements for the year ended 30<sup>th</sup> June 2023**

S/No	Entity	Received From Ministries, Departments and Agencies	Recognized in Income KSUs
152	Kenya Water Institute	Ministry of Water and Sanitation	204,863,600
153	Kenya Water Towers Agency	Ministry of Water and Sanitation	674,000,000
154	Kenya Wildlife Service	State department for Tourism and Wildlife	3,348,200,000
155	Kenya Yearbook Editorial Board	State Department for Broadcasting and Telecommunications	140,000,000
156	Kenyatta National Hospital	Ministry of Health	11,350,703,000
157	Kenyatta University	State Department for University Education	3,567,722,802
158	Kenyatta University Teaching, Referral and Research Hospital (KUTRRH)	Ministry of Health	3,020,446,608
159	Kericho Teachers Training Colleges	State Department for Vocational and Technical Training	15,608,482
160	Kerio Valley Development Authority	State Department for Regional and Northern Corridor Development	452,180,000
161	Keroka Technical Training Institute.	State Department for University Education	102,742,500
162	Kiambu Institute of Science and Technology	State Department for Vocational and Technical Training	99,352,500
163	Kibabii University	State Department for University Education	651,905,392
164	Kibwezi West Technical and Vocational College	State Department for Vocational and Technical Training	4,247,500
165	KIENI - TVET	State Department for Vocational and Technical Training	8,137,500
166	Kimasian TVET	State Department for Vocational and Technical Training	14,115,000
167	Kimini Technical and Vocational College	State Department for Vocational and Technical Training	10,050,000
168	KINANGOP TVET	State Department for Vocational and Technical Training	7,327,500
169	Kipipiri Technical and Vocational College	State Department for University Education	5,780,000
170	Kipkabus technical and vocational college	State Department for Vocational and Technical Training	27,555,000
171	Kipsinende Technical Training Institute	State Department for University Education	22,777,500



**Government of Kenya  
State Corporations, Semi-Autonomous Government Agencies and Public Funds  
Consolidated Financial Statements for the year ended 30<sup>th</sup> June 2023**

S/No	Entity	Received From Ministries, Departments and Agencies	Recognized in Income KShs
172	Kirinyaga University College	State Department for University Education	359,891,910
173	Kisii National Polytechnic	State Department for University Education	410,275,776
174	Kisii University	State Department for University Education	1,185,470,000
175	Kisumu Technical Training Institute	State Department for University Education	90,232,500
176	Kirale National Polytechnic	State Department for University Education	198,471,407
177	Kitelakapel Technical Training Institute	State Department for University Education	2,000,000
178	Kongoni technical and vocational college	State Department for Vocational and Technical Training	17,639,100
179	Konza Technopolis Development Authority	State Department for Information Communication Technology	976,700,000
180	Koshim Technical Training Institute	State Department for University Education	8,145,000
181	Kwale Teachers Training College	State Department for Early Learning and Basic Education	2,477,001
182	Laikipia East Technical and Vocational College	State Department for University Education	9,127,500
183	Laikipia University	State Department for University Education	893,749,307
184	Lake Basin Development Authority	State Department for Regional and Northern Corridor Development	770,465,302
185	Lake Victoria North Water Service Board	Ministry of Water and Sanitation	275,310,340
186	Lake Victoria South Water Works Development Agency	Ministry of Water and Sanitation	831,959,077
187	Land Settlement Fund (LSF)	Ministry of Lands and Physical Planning	100,000,000
188	LAPSSET Corridor Development Authority	State Department for Regional and Northern Corridor Development	453,435,600
189	Lari Technical and Vocational College (Lari TVC)	State Department for Vocational and Technical Training	3,392,500
190	Limuru Technical and Vocational College	State Department for Vocational and Technical Training	1,840,000
191	Lugari Diploma Teachers Training College	State Department for Early Learning and Basic Education	53,500,000
192	Maasai Mara University	State Department for University Education	1,054,836,524



**Government of Kenya  
State Corporations, Semi-Autonomous Government Agencies and Public Funds  
Consolidated Financial Statements for the year ended 30<sup>th</sup> June 2023**

S/No	Entity	Received From Ministries, Departments and Agencies	Recognized in Income KShs
193	MABERA IVET	State Department for Vocational and Technical Training	15,920,000
194	Machakos University College of Kenya	State Department for University Education	1,025,299,221
195	Mama Ngina University College	State Department for University Education	60,266,789
196	Masai Technical Training Institute	State Department for University Education	91,767,200
197	Maseno University	State Department for University Education	1,735,923,835
198	Masinde Muliro University of Science and Technology	State Department for University Education	1,761,805,553
199	Mathenge Technical Training Institute	State Department for University Education	51,450,000
200	Mathioya Technical and Vocational College	State Department for University Education	6,087,500
201	Matili Technical Training Institute	State Department for University Education	132,664,714
202	Mawego Technical Training Institute	State Department for University Education	91,345,500
203	Media Council of Kenya	State Department for Broadcasting and Telecommunications	1,493,290,000
204	Medical Practitioners and Dentists Board	Ministry of Health	500,000,000
205	Meru National Polytechnic	State Department for University Education	209,830,000
206	Meru Teachers College	State Department for Early Learning and Basic Education	19,774,877
207	Meru University of Science and Technology	State Department for University Education	718,136,740
208	Michuki Technical Training Institute	State Department for University Education	66,997,500
209	Micro and Small Enterprise Authority	State Department for Industrialization	2,299,154,177
210	Mitunguu technical training institute	State Department for University Education	82,970,750
211	Moi Teachers College - Baringo	State Department for Early Learning and Basic Education	21,561,695
212	Moi Teaching And Referral Hospital	Ministry of Health	7,770,999,990
213	Moi University	State Department for University Education	4,367,513
214	Moiiben Technical and Vocational College	State Department for University Education	10,535,000
215	Mosoriot Teachers Training College	State Department for Early Learning and Basic Education	13,855,557

**Government of Kenya  
State Corporations, Semi-Autonomous Government Agencies and Public Funds  
Consolidated Financial Statements for the year ended 30<sup>th</sup> June 2023**

S/No	Entity	Received From Ministries, Departments and Agencies	Recognized in Income KShs
216	Mukurve-ini Technical Training Institute	State Department for University Education	60,722,150
217	Multimedia University of Kenya	State Department for University Education	619,620,719
218	Mungatsi Technical And Vocational Colleges	State Department for Vocational and Technical Training	29,389,670
219	Muraga T.T.C	State Department for University Education	6,720,000
220	Muran'ga University College of Technology	State Department for University Education	535,114,143
221	Muranga Teachers College	State Department for Early Learning and Basic Education	17,933,414
222	Nachu Technical and Vocational College	State Department for University Education	1,500,000
223	Nairobi Centre for International Arbitration (NCIA)	The State Law and Department of Justice	129,840,000
224	Nairobi Metropolitan Area Transport Authority	State Department for Transport	780,000,000
225	Nairobi Technical and Training Institute	State Department for University Education	6,929,800
226	Naivasha Technical and Vocational College	State Department for University Education	5,160,000
227	Narok South - TVET	State Department for Vocational and Technical Training	2,000,000
228	Narok West Technical Training Institute	State Department for University Education	7,625,000
229	National Aids Control Council	Ministry of Health	972,500,000
230	National Authority for the Campaign Against Drug Abuse	State Department for Correctional Services	529,150,000
231	National Biosafety Authority	State Department for Agricultural Research	144,900,000
232	National Cancer Institute of Kenya	Ministry of Health	163,610,000
233	National Cohesion and Integration Commission	State Department for Interior	652,750,000
234	National Commission for Science Technology and Innovation	State Department for University Education	202,841,804
235	National Communications Secretariat	State Department for Broadcasting and Telecommunications	120,000,000
236	National Construction Authority Board	State Department for Housing, Urban Development and Public Works	1,260,000,000
237	National Council for Children Services	State Department for Labour	89,500,000



**Government of Kenya  
State Corporations, Semi-Autonomous Government Agencies and Public Funds  
Consolidated Financial Statements for the year ended 30<sup>th</sup> June 2023**

S/No	Entity	Received From Ministries, Departments and Agencies	Recognized in Income KShs
238	National Council For Law Reporting	The State Law and Department of Justice	355,090,000
239	National Council for Nomadic Education in Kenya	State Department for Early Learning and Basic Education	446,066,256
240	National Council for Person with Disabilities	State department for Social Protection	1,575,000,000
241	National Council for Population and Development	Ministry of Health	352,379,863
242	National Crime Research Center	State Department for Interior	178,900,000
243	National Defence University	State Department for Defence	-
244	National Drought Management Authority (NDMA)	State Department for Environment and Forestry	5,157,440,000
245	National Employment Authority	State Department for Labour	486,975,650
246	National Environment Tribunal	State Department for Environment and Forestry	64,000,000
247	NATIONAL ENVIRONMENTAL COMPLAINTS COMMITTEE (NECC)	State Department for Environment and Forestry	134,900,000
248	National Environmental Trust Fund (NET Fund)	State Department for Environment and Forestry	249,616,815
249	National Government Affirmative Action Fund (NGAAF)	State Department for Devolution	2,185,822,945
250	National Government Constituencies Development - Fund	State Department for Planning	43,714,800,000
251	National Government Constituencies Development - NG-CDF - Secretariat Board	State Department for Planning	1,959,025,000
252	National Industrial Training Authority	State Department for Labour	298,620,000
253	National Irrigation Authority	State Department for Irrigation	8,681,544,035
254	National Mining Corporation	State Department for Natural Resources	29,000,000
255	National Museums of Kenya	State Department for Culture and Heritage	2,009,102,701
256	NATIONAL Research Fund	State Department for University Education	323,037,923
257	National Transport and Safety Authority (NTSA)	State Department for Transport	389,587,325
258	National Water Harvesting and Storage Authority	Ministry of Water and Sanitation	415,750,003
259	National Youth Council	State Department of Public Service and Youth	103,000,000
260	National youth service (NYS)	State Department of Public Service and Youth	10,300,226,673



**Government of Kenya  
State Corporations, Semi-Autonomous Government Agencies and Public Funds  
Consolidated Financial Statements for the year ended 30<sup>th</sup> June 2023**

S/No	Entity	Received From Ministries, Departments and Agencies	Recognized in Income KShs
261	NDMA - FUND	State Department for Environment and Forestry	200,000,000
262	NEMA	State Department for Environment and Forestry	1,650,069,000
263	NEPAD Kenya Secretariat	State Department for Planning	283,268,645
264	New Kenya Cooperative Creameries Limited	State Department of Cooperatives	160,301,760
265	NGO Co-ordination Board	State Department for Interior	219,550,000
266	Ngong Technical and Vocational College	State Department for Vocational and Technical Training	7,385,000
267	North Eastern National Polytechnic	State Department for University Education	70,987,500
268	Northern Water Services Board/Northern Water works Development Agency	Ministry of Water and Sanitation	1,263,970,000
269	Nuclear Power and Energy Agency	Ministry of Energy	795,000,000
270	Numerical Machining Complex Ltd	State Department for Industrialization	252,808,787
271	Nursing Council Of Kenya	Ministry of Health	78,544,384
272	Nuu Technical and Vocational College	State Department for University Education	7,760,000
273	Nyandarua National Polytechnic	State Department for University Education	47,742,013
274	O'lessos Technical Training Institute	State Department for University Education	235,021,368
275	Occupational Safety and Health Fund	State department for Social Protection	7,500,000
276	Office of the Data Protection Commissioner	State Department for Information Communication Technology	250,000,000
277	Okame Technical Training Institute	State Department for University Education	16,505,000
278	Omuga TVET	State Department for Vocational and Technical Training	19,390,000
279	Orogare Technical and Vocational College	State Department for Vocational and Technical Training	5,297,500
280	PC Kinyanjui Technical Training Institute	State Department for University Education	63,747,500
281	Pest Control Product Board	State Department for Crop Development	215,547,304
282	Petroleum Development Levy Fund	State Department for Petroleum	26,279,272,502
283	Political Parties Fund	Registrar of Political Parties	2,475,260,000

**Government of Kenya  
State Corporations, Semi-Autonomous Government Agencies and Public Funds  
Consolidated Financial Statements for the year ended 30<sup>th</sup> June 2023**

S/No	Entity	Received From Ministries, Departments and Agencies	Recognized in Income KShs
284	Presidential Award Kenya	State Department for Early Learning and Basic Education	50,000,000
285	Privatization Commission	The National Treasury	127,000,000
286	Public Complaints Committee on Environment	State Department for Environment and Forestry	134,900,000
287	Public Procurement Regulatory Authority	The National Treasury	306,000,000
288	Public Sector Accounting Standards Board (PSASB)	The National Treasury	142,900,000
289	Pwani University	State Department for University Education	784,158,000
290	Railway Development Levy Fund (Holding Account)	State Department for Transport	35,632,564,903
291	Ramogi Institute of Advanced Technology	State Department for University Education	74,295,000
292	Regional Centre on Groundwater Resource Education, Training and Research in Eastern Africa	Ministry of Water and Sanitation	62,999,996
293	Registration of Certified Public Secretaries Board	The National Treasury	23,800,000
294	Rift Valley Technical Training Institute	State Department for University Education	200,347,500
295	Rift Valley Institute of science and technology	State Department for University Education	206,295,000
296	Roads Annuity Fund	State Department for Infrastructure	14,472,865,319
297	Rongo University College of Kenya	State Department for University Education	578,879,558
298	Runyenjes Technical Training Institute	State Department for University Education	6,742,500
299	Rural electrification and renewable energy corporation (REREC)	Ministry of Energy	360,000,000
300	Sabatia TVET	State Department for Vocational and Technical Training	16,110,000
301	Samburu - TVET	State Department for Vocational and Technical Training	24,025,000
302	School Equipment Production Unit	State Department for Early Learning and Basic Education	139,900,000
303	Scrap Metal Council	State Department for Industrialization	11,750,010
304	SEME Technical Training College	State Department for Vocational and Technical Training	2,950,201



**Government of Kenya  
State Corporations, Semi-Autonomous Government Agencies and Public Funds  
Consolidated Financial Statements for the year ended 30<sup>th</sup> June 2023**

S/No	Entity	Received From Ministries, Departments and Agencies	Recognized in Income KShs
305	Shamberere TTI	State Department for Vocational and Technical Training	48,735,000
306	Shanzu Teachers Training College	State Department for University Education	17,051,856
307	Siala Technical Training Institute.	State Department for University Education	34,972,500
308	Siaya Technical Training Institute	State Department for University Education	51,642,313
309	Sigalagala National Polytechnic	State Department for University Education	223,829,800
310	Sikri T.T.I for the Blind and Deaf	State Department for University Education	48,247,262
311	Sirutu TVC Awendo	State Department for Vocational and Technical Training	500,000
312	Sot Technical Training Institute	State Department for University Education	61,275,000
313	Sotik Technical Training Institute.	State Department for University Education	16,380,000
314	South Eastern Kenya University	State Department for University Education	939,189,868
315	Sports Kenya	State Department for Sports	229,892,140
316	Sports, arts and social development fund	State Department for Sports	257,440,000
317	Sports, Arts and Social Development fund	State Department for Trade	257,440,000
318	SRC -Car and Mortgage Scheme Fund	Registrar of Political Parties	55,300,000
319	St Joseph for the Deaf Nyangoma TTI	State Department for University Education	44,325,262
320	St. Augustine Teachers Training College - EREGI	State Department for Early Learning and Basic Education	37,072,476
321	St. John Teachers Training College - Kilimabogo	State Department for Vocational and Technical Training	18,922,325
322	St. Mark Kigari Teachers Training College	State Department for Vocational and Technical Training	19,692,504
323	St. Paul Kibabii Diploma Teachers College	State Department for Early Learning and Basic Education	167,500,000
324	State Corporations Appeal Tribunal	The State Law and Department of Justice	26,464,835
325	Street Families Rehabilitation Trust Fund	State Department for Correctional Services	202,000,000
326	Taita Taveta University College	State Department for University Education	405,732,943
327	Tambach Teachers Training College	State Department for Early Learning and Basic Education	16,973,411



**Government of Kenya  
State Corporations, Semi-Autonomous Government Agencies and Public Funds  
Consolidated Financial Statements for the year ended 30<sup>th</sup> June 2023**

S/No	Entity	Received From Ministries, Departments and Agencies	Recognized in Income KShs
328	Tana and Athi Rivers Development Authority-TARDA	Ministry of Water and Sanitation	375,534,431
329	Tana Water Services Board/Tana Water Works Development Agency	Ministry of Water and Sanitation	146,412,689
330	Tea Board of Kenya	State Department for Agricultural Research	300,425,000
331	Technical and Vocational Education and Training Authority (TVETA)	State Department for Vocational and Technical Training	315,000,000
332	Technical University of Kenya	State Department for University Education	1,990,463,289
333	Technical University of Mombasa	State Department for University Education	961,990,433
334	Tetu Technical and Vocational College	State Department for Vocational and Technical Training	6,390,000
335	Tharaka Nithi University College	State Department for University Education	303,363,096
336	Tharaka Technical Vocational College	State Department for University Education	12,712,500
337	The Kisumu National Polytechnic	State Department for University Education	359,403,716
338	The National Assistance Trust Fund	State Department for Labour	35,000,000
339	The Nyeri National Polytechnic	State Department for University Education	174,306,185
340	Thika Technical Training Institute	State Department for University Education	249,127,500
341	Thogoto Teachers Training College	State Department for Early Learning and Basic Education	10,027,760
342	Tigania East TVET	State Department for Vocational and Technical Training	3,323,148
343	Tinderet Technical and Vocational College	State Department for Vocational and Technical Training	14,682,500
344	Tom Mboya University	State Department for University Education	203,022,214
345	Tourism Fund (Board of Trustees)	State department for Tourism and Wildlife	3,641,471,306
346	Tourism Promotion Fund	State department for Tourism and Wildlife	1,181,698,150
347	Tourism Regulatory Authority	State department for Tourism and Wildlife	190,599,000
348	Tourism Research Institute	State department for Tourism and Wildlife	113,700,000
349	Tseikuru Technical Training Institute	State Department for University Education	7,900,000

**Government of Kenya  
State Corporations, Semi-Autonomous Government Agencies and Public Funds  
Consolidated Financial Statements for the year ended 30<sup>th</sup> June 2023**

S/No	Entity	Received From Ministries, Departments and Agencies	Recognized in Income KShs
350	Turkana University College.	State Department for University Education	196,737,393
351	TVET Curriculum Development Assessment and Certification Council	State Department for Vocational and Technical Training	261,500,000
352	Ugenya Teachers Training College	State Department for Early Learning and Basic Education	11,395,456
353	Ugenya Technical Training Institute	State Department for University Education	16,882,500
354	Ugunja TVET	State Department for Vocational and Technical Training	10,887,500
355	Unclaimed Financial Assets Authority	The National Treasury	149,900,000
356	Universities Fund	State Department for University Education	244,525,812
357	University of Eldoret	State Department for University Education	1,973,108,226
358	University of Kabanga	State Department for University Education	814,061,889
359	University of Nairobi	State Department for University Education	5,724,440,000
360	Uwezo Fund	State Department for Gender	153,600,000
361	Veterinary Medicines Directorate	State Department for Livestock	6,300,000
362	Warehouse Receipt System Council	State Department for Agricultural Research	100,000,000
363	Water Resources Authority	Ministry of Water and Sanitation	733,166,767
364	Water Sector Trust Fund	Ministry of Water and Sanitation	4,991,857,376
365	Water Services Regulatory Board (WASREB)	Ministry of Water and Sanitation	5,380,870
366	Webuye West Technical and Vocational College	State Department for Vocational and Technical Training	8,767,500
367	Weru Technical and Training Institute	State Department for University Education	29,574,650
368	Wildlife Research and training Institute	State Department for Environment and Forestry	32,000,000
369	Women Enterprise Fund	State Department for Gender	197,220,000
370	Wote Technical and Vocational College	State Department for University Education	47,760,000
371	Youth Enterprise Development Fund	State Department of Public Service and Youth	344,089,300
	<b>TOTAL</b>		<b>390,317,861,799</b>



**Government of Kenya  
State Corporations, Semi-Autonomous Government Agencies and Public Funds  
Consolidated Financial Statements for the year ended 30<sup>th</sup> June 2023**

**4.3 Appendix III : Transfers from Ministries, Departments and Agencies to State Corporations, SAGAs and Public Funds per MDA  
Vote**

<b>Transfers to SCs and SAGAs VOTE</b>	<b>Recurrent Kshs</b>	<b>Development Kshs</b>	<b>Total 30th June 2023 Kshs</b>
State Department for Early Learning & Basic Education	9,240,141,286	20,939,206,893	30,179,348,179
State Department for University Education	46,252,419,945	38,764,048,733	85,016,468,678
The National Treasury	16,387,096,124	54,231,746,664	70,618,842,788
State Department for Planning	48,247,320,645	1,026,861,278	49,274,181,923
Ministry of Health	31,164,107,472	35,964,106,588	67,128,214,060
State Department for Infrastructure	33,460,892,687	52,839,084,877	86,299,977,564
State Department for Transport	68,028,008,909	5,916,442,983	73,944,451,892
State Department for Maritime Affairs	-	2,106,203,216	2,106,203,216
State Department for Public Works	-	1,276,000,000	1,276,000,000
Ministry of Water, Sanitation and Irrigation	20,875,796,942	30,033,459,475	50,909,256,417
Ministry of Environment and Forestry	13,821,036,728	2,521,467,444	16,342,504,172
State Department for Information Communications	2,637,694,172	13,929,673,811	16,567,367,983
State Department for Broadcasting and Telecommunication	3,989,990,977	1,428,664,984	5,418,655,961
State Department for Sports Development	1,003,904,429	14,367,461,125	15,371,365,554
State Department for Heritage	2,691,362,701	76,583,274	2,767,945,975
Ministry of Energy	5,727,579,602	17,874,165,065	23,601,744,667
Ministry of Petroleum & Mining	26,308,272,502	479,000,000	26,787,272,502
State Department for Crop Development & Agricultural Research	12,468,705,354	5,893,977,449	18,362,682,803
State Department for Livestock	1,032,600,000	538,500,000	1,571,100,000
State Department for Fisheries, Aquaculture and the Blue Economy	426,755,850	2,025,106,149	2,451,861,999
State Department for Industrialization	3,565,866,058	403,935,746	3,969,801,804
State Department for Cooperatives	160,301,760	83,398,240	243,700,000
State Department for Devolution	3,583,690,148	2,680,338,004	6,264,028,152
State Department for Labour	910,095,650	134,888,624	1,044,984,274
State Department for Social Protection, Senior Citizen Affairs & Special Programmes	1,582,500,000	16,087,678,073	17,670,178,073
Ministry of Defence	1,023,963,649	4,126,036,351	5,150,000,000



**Government of Kenya  
State Corporations, Semi-Autonomous Government Agencies and Public Funds  
Consolidated Financial Statements for the year ended 30<sup>th</sup> June 2023**

Transfers to SCs and SAGAs	Recurrent		Development		Total 30th June 2023	
	Kshs		Kshs		Kshs	
<b>VOTE</b>						
State Department for Tourism	9,929,428,813		8,703,828,813		18,633,257,626	
State Department for Wildlife			7,625,274,504		7,625,274,504	
State Department for Gender	475,320,002		2,444,436,623		2,919,756,625	
State Department for Public Service	11,168,894,100		2,009,121,611		13,178,015,711	
State Department for Youth	-		601,872,980		601,872,980	
State Department for Regional and Northern Corridor Development	3,135,422,934		1,266,625,905		4,402,048,839	
State Law & Office of the Attorney General	1,728,604,835		408,571,561		2,137,176,396	
The Presidency	-		200,000,000		200,000,000	
State Department for Interior & Citizen Services	1,960,120,000		2,478,454,535		4,438,574,535	
Salaries and Remuneration Commission	-		57,889,266		57,889,266	
State Department for Development of ASALs	-		7,115,632,531		7,115,632,531	
Commission of Administrative Justice	-		32,000,000		32,000,000	
State Department for Trade & Enterprise Development	1,634,335,723		2,131,481,804		3,765,817,527	
State Department for Housing and Urban Development	1,360,000,000		95,000,000		1,455,000,000	
State Department for Vocational and Technical Training	1,805,071,801		10,698,780,466		12,503,852,267	
Registrar of Political Parties	2,530,560,000		55,300,000		2,585,860,000	
<b>Total</b>	<b>390,317,861,798</b>		<b>371,672,305,645</b>		<b>761,990,167,443</b>	

**Government of Kenya  
State Corporations, Semi-Autonomous Government Agencies and Public Funds  
Consolidated Financial Statements for the year ended 30<sup>th</sup> June 2023**

**4.4 Appendix IV: List of State Corporations, Semi - Autonomous Government Agencies (SAGAs) and Public Funds**

S/No.		Government Control		State Department	Reporting Framework	Year end
		Direct	Indirect			
State Corporation and SAGAs						
1	Chemillil Sugar Company	0%	98%	Agriculture	IFRS	30-Jun-23
2	Consolidated Bank of Kenya Limited	49%	51%	The National Treasury	IFRS	30-Jun-23
3	Kenya Seed Company Limited	0%	53%	Agriculture	IFRS	30-Jun-23
4	Atthi River Water Services Board/ Atthi Water Works Development Agency	100%	-	Ministry of Water and Sanitation	IPSAS Accrual	30-Jun-23
5	AFFA Pyrethrum Processing Company of Kenya	100%	-	State Department for Crop Development	IPSAS Accrual	30-Jun-23
6	Agricultural Development Corporation (ADC)	100%	-	State Department for Crop Development	IPSAS Accrual	30-Jun-23
7	Agricultural Finance Corporation	100%	-	State Department for Crop Development	IFRS	30-Jun-23
8	Agriculture And Food Authority	100%	-	State Department for Crop Development	IPSAS Accrual	30-Jun-23
9	AGRO - Chemical and Food Company	100%	-	State Department for Crop Development	IFRS	30-Jun-23
10	Anti-Counterfeit Agency	100%	-	State Department for Trade	IPSAS Accrual	30-Jun-23
11	Anti-Doping Agency of Kenya	100%	-	State Department for Sports	IPSAS Accrual	30-Jun-23
12	Anti-Female Genital Mutilation (AFGM) Board	100%	-	State Department for Gender	IPSAS Accrual	30-Jun-23
13	Assets Recovery Agency	100%	-	The State Law and Department of Justice	IPSAS Accrual	30-Jun-23
14	Auctioneers Licensing Board	100%	-	The State Law and Department of Justice	IPSAS Accrual	30-Jun-23
15	Bandari Maritime Academy	100%	-	State Department for Transport	IPSAS Accrual	30-Jun-23
16	Bomas Of Kenya	100%	-	State department for Tourism and Wildlife	IFRS	30-Jun-23
17	Bukura Agricultural College	100%	-	State Department for Agricultural Research	IPSAS Accrual	30-Jun-23
18	Business Registration Services- Official Receiver.	100%	-	The State Law and Department of Justice	IPSAS Accrual	30-Jun-23



**Government of Kenya  
State Corporations, Semi-Autonomous Government Agencies and Public Funds  
Consolidated Financial Statements for the year ended 30<sup>th</sup> June 2023**

S/No.	State Department	Reporting Framework	Year end	Government Control		State Department	Reporting Framework	Year end
				Direct	Indirect			
19	Capital Markets Authority	IPSAS Accrual	30-Jun-23	100%	-	The National Treasury	IPSAS Accrual	30-Jun-23
20	Central Bank Of Kenya	IFRS	30-Jun-23	100%	-	The National Treasury	IFRS	30-Jun-23
21	Central Rift Valley Water Works Development Agency	IPSAS Accrual	30-Jun-23	100%	-	Ministry of Water and Sanitation	IPSAS Accrual	30-Jun-23
22	Child Welfare Society Of Kenya	IPSAS Accrual	30-Jun-23	100%	-	State department for Social Protection	IPSAS Accrual	30-Jun-23
23	Coast Development Authority	IPSAS Accrual	30-Jun-23	100%	-	SD - Regional and Northern Corridor	IPSAS Accrual	30-Jun-23
24	Coast Water Services Board/Coast Water Works Development Agency	IPSAS Accrual	30-Jun-23	100%	-	Ministry of Water and Sanitation	IPSAS Accrual	30-Jun-23
25	Commodity Fund	IPSAS Accrual	30-Jun-23	100%	-	State Department for Crop Development	IPSAS Accrual	30-Jun-23
26	Communication Authority of Kenya	IPSAS Accrual	30-Jun-23	100%	-	SD Broadcasting and Telecommunications	IPSAS Accrual	30-Jun-23
27	Competition Authority of Kenya	IPSAS Accrual	30-Jun-23	100%	-	The National Treasury	IPSAS Accrual	30-Jun-23
28	Council Of Governors (Cog)	IPSAS Accrual	30-Jun-23	100%	-	State Department for Devolution	IPSAS Accrual	30-Jun-23
29	Council Of Legal Education	IPSAS Accrual	30-Jun-23	100%	-	State Department of Correctional Services	IPSAS Accrual	30-Jun-23
30	Dekutes Enterprises Company	IPSAS Accrual	30-Jun-23	100%	-	State Department for University Education	IPSAS Accrual	30-Jun-23
31	East Africa Portland Cement Co Limited	IFRS	30-Jun-23	100%	-	State Department for Industrialization	IFRS	30-Jun-23
32	Energy And Petroleum Regulatory Authority	IPSAS Accrual	30-Jun-23	100%	-	Ministry of Energy	IPSAS Accrual	30-Jun-23
33	Engineers Board of Kenya	IPSAS Accrual	30-Jun-23	100%	-	State Department for Infrastructure	IPSAS Accrual	30-Jun-23
34	Ethics And Anti-Corruption Commission Staff Car Loan Scheme	IPSAS Accrual	30-Jun-23	100%	-	The State Law and Department of Justice	IPSAS Accrual	30-Jun-23
35	Ewaso Ngiro South Development Authority	IPSAS Accrual	30-Jun-23	100%	-	SD- Regional and Northern Corridor	IPSAS Accrual	30-Jun-23
36	Ewaso Nyiro North Development Authority	IPSAS Accrual	30-Jun-23	100%	-	State Department for Devolution	IPSAS Accrual	30-Jun-23
37	Export Processing Zones Authority	IPSAS Accrual	30-Jun-23	100%	-	State Department for Industrialization	IPSAS Accrual	30-Jun-23
38	Financial Reporting Center	IPSAS Accrual	30-Jun-23	100%	-	The National Treasury	IPSAS Accrual	30-Jun-23
39	Geothermal Development Company	IFRS	30-Jun-23	100%	-	Ministry of Energy	IFRS	30-Jun-23
40	Golf Hotel Limited	IFRS	30-Jun-23	100%	-	State department for Tourism and Wildlife	IFRS	30-Jun-23
41	Government Clearing Agency	IPSAS Accrual	30-Jun-23	100%	-	The National Treasury	IPSAS Accrual	30-Jun-23



**Government of Kenya  
State Corporations, Semi-Autonomous Government Agencies and Public Funds  
Consolidated Financial Statements for the year ended 30<sup>th</sup> June 2023**

S/No.	S/No.	Government Control		State Department	Reporting Framework	Year end
		Direct	Indirect			
42	Higher Education Loans Board (Helb)	100%	-	State Department for University Education	IPSAS Accrual	30-Jun-23
43	Hydrologists Registration Board	100%	-	State Department for Irrigation	IPSAS Accrual	30-Jun-23
44	Ict Authority	100%	-	SD- Information Communication Technology	IPSAS Accrual	30-Jun-23
45	Institute Of Certified Investment Financial Analyst (Icifa)	100%	-	The National Treasury	IPSAS Accrual	30-Jun-23
46	Insurance Regulatory Authority	100%	-	The National Treasury	IPSAS Accrual	30-Jun-23
47	Inter-Governmental Relations Technical Committee	100%	-	SD- Regional and Northern Corridor	IPSAS Accrual	30-Jun-23
48	Jkuat Enterprise	100%	-	State Department for University Education	IFRS	30-Jun-23
49	Jkuat Noodles Ltd	100%	-	State Department for University Education	IPSAS Accrual	30-Jun-23
50	Jomo Kenyatta Foundation	100%	-	SD- Early Learning and Basic Education	IFRS	30-Jun-23
51	Kenya Academy of Sports	100%	-	State Department for Sports	IPSAS Accrual	30-Jun-23
52	Kenya Agricultural Research Livestock Organisation	100%	-	State Department for Agricultural Research	IPSAS Accrual	30-Jun-23
53	Kenya Airport Authority (Kaa)	100%	-	State Department for Transport	IFRS	30-Jun-23
54	Kenya Animal Genetic Resource Centre (KAGRIC)	100%	-	State Department for Agricultural Research	IPSAS Accrual	30-Jun-23
55	Kenya Broadcasting Corporation	100%	-	SD- Broadcasting and Telecommunications	IFRS	30-Jun-23
56	Kenya Bureau Of Standards	100%	-	State Department for Industrialization	IPSAS Accrual	30-Jun-23
57	Kenya Citizens And Foreign Nationals Management Service	100%	-	State Department for Interior	IPSAS Accrual	30-Jun-23
58	Kenya Civil Aviation Authority	100%	-	State Department for Transport	IPSAS Accrual	30-Jun-23
59	Kenya Copyright Board	100%	-	The State Law and Department of Justice	IPSAS Accrual	30-Jun-23
60	Kenya Dairy Board	100%	-	State Department for Livestock	IPSAS Accrual	30-Jun-23
61	Kenya Deposit Insurance Corporation	100%	-	The National Treasury	IFRS	
62	Kenya Development Corporation	100%	-	State Department for Industrialization	IPSAS Accrual	30-Jun-23
63	Kenya Electricity Generating Company Limited	100%	-	Ministry of Energy	IFRS	30-Jun-23
64	Kenya Electricity Transmission Company Limited	100%	-	Ministry of Energy	IFRS	30-Jun-23

**Government of Kenya  
State Corporations, Semi-Autonomous Government Agencies and Public Funds  
Consolidated Financial Statements for the year ended 30<sup>th</sup> June 2023**

S/No.	Government Control	Government Control		State Department	Reporting Framework	Year end
		Direct	Indirect			
65	Kenya Export Promotion and Branding Agency /Brand Kenya Board	100%	-	State Department for Trade	IPSAS Accrual	30-Jun-23
66	Kenya Film Classification Board	100%	-	SD - Broadcasting and Telecommunications	IPSAS Accrual	30-Jun-23
67	Kenya Film Commission	100%	-	SD - Broadcasting and Telecommunications	IPSAS Accrual	30-Jun-23
68	Kenya Fisheries Service	100%	-	SD- Fisheries and Aquaculture	IPSAS Accrual	30-Jun-23
69	Kenya Forest Service	100%	-	State Department for Environment and Forestry	IPSAS Accrual	30-Jun-23
70	Kenya Industrial Estate(Kie)	100%	-	State Department for Trade	IFRS	30-Jun-23
71	Kenya Investment Authority (Ken Invest)	100%	-	The National Treasury	IPSAS Accrual	30-Jun-23
72	Kenya Law Reform Commission	100%	-	The State Law and Department of Justice	IPSAS Accrual	30-Jun-23
73	Kenya Leather Development Council	100%	-	State Department for Industrialization	IPSAS Accrual	30-Jun-23
74	Kenya Literature Bureau	100%	-	SD- Early Learning and Basic Education	IFRS	30-Jun-23
75	Kenya Marine and Fisheries Research Institute	100%	-	State Department for Agricultural Research	IPSAS Accrual	30-Jun-23
76	Kenya Maritime Authority	100%	-	State Department for Shipping and Maritime	IPSAS Accrual	30-Jun-23
77	Kenya Meat Commission	100%	-	State Department for Livestock	IFRS	30-Jun-23
78	Kenya Medical Laboratory Technicians and Technologists Board (KLTTB)	100%	-	Ministry of Health	IPSAS Accrual	30-Jun-23
79	Kenya Medical Supplies Agency (KEMSA)	100%	-	Ministry of Health	IPSAS Accrual	30-Jun-23
80	Kenya National Accreditation Service	100%	-	State Department for Industrialization	IPSAS Accrual	30-Jun-23
81	Kenya National Assurance Company (2001) Ltd	100%	-	The National Treasury	IFRS	30-Jun-23
82	Kenya National Bureau of Statistics	100%	-	State Department for Planning	IPSAS Accrual	30-Jun-23
83	Kenya National Commission for Unesco	100%	-	SD-Early Learning and Basic Education	IPSAS Accrual	30-Jun-23
84	Kenya National Commission on Human Rights-Mortgage and Car Loan Scheme Fund	100%	-	The State Law and Department of Justice	IPSAS Accrual	30-Jun-23
85	Kenya National Convention Bureau	100%	-	State department for Tourism and Wildlife	IPSAS Accrual	30-Jun-23
86	Kenya National Highways Authority	100%	-	State Department for Infrastructure	IPSAS Accrual	30-Jun-23



**Government of Kenya  
State Corporations, Semi-Autonomous Government Agencies and Public Funds  
Consolidated Financial Statements for the year ended 30<sup>th</sup> June 2023**

S/No.		Government Control		State Department	Reporting Framework	Year end
		Direct	Indirect			
87	Kenya National Innovation Agency (Kenia)	100%	-	State Department for University Education	IPSAS Accrual	30-Jun-23
88	Kenya National Qualification Authority	100%	-	SD- Early Learning and Basic Education	IPSAS Accrual	30-Jun-23
89	Kenya National Shipping Line Ltd	100%	-	State Department for Shipping and Maritime	IFRS	30-Jun-23
90	Kenya National Trading Corporation Ltd	100%	-	State Department for Trade	IFRS	30-Jun-23
91	Kenya Nuclear Regulatory Authority	100%	-	Ministry of Energy	IPSAS Accrual	30-Jun-23
92	Kenya Ordnance Factories Corporation	100%	-	State Department for Defence	IPSAS Accrual	30-Jun-23
93	Kenya Petroleum Refineries Limited	100%	-	State Department for Petroleum	IPSAS Accrual	30-Jun-23
94	Kenya Pipeline Company	100%	-	State Department for Petroleum	IFRS	30-Jun-23
95	Kenya Plant Health Inspectorate Services	100%	-	State Department for Crop Development	IPSAS Accrual	30-Jun-23
96	Kenya Ports Authority	100%	-	The National Treasury	IFRS	30-Jun-23
97	Kenya Post Office Savings Bank	100%	-	The National Treasury	IFRS	30-Jun-23
98	Kenya Power & Lighting Co Limited	100%	-	Ministry of Energy	IFRS	30-Jun-23
99	Kenya Private Security Regulatory Authority	100%	-	State Department for Interior	IPSAS Accrual	30-Jun-23
100	Kenya Railways Corporation	100%	-	State Department for Transport	IFRS	30-Jun-23
101	Kenya Reinsurance Corporation	100%	-	The National Treasury	IFRS	30-Jun-23
102	Kenya Revenue Authority	100%	-	The National Treasury	IPSAS Accrual	30-Jun-23
103	Kenya Roads Board - Operations	100%	-	State Department for Infrastructure	IPSAS Accrual	30-Jun-23
104	Kenya Rural Roads Authority	100%	-	State Department for Infrastructure	IPSAS Accrual	30-Jun-23
105	Kenya Safari Lodges & Amp; Hotel	100%	-	State department for Tourism and Wildlife	IFRS	30-Jun-23
106	Kenya Scouts Association	100%	-	State Department for Culture and Heritage	IPSAS Accrual	30-Jun-23
107	Kenya Shipyard Limited	100%	-	State Department for Defence	IPSAS Accrual	30-Jun-23
108	Kenya Space Agency	100%	-	State Department for Defence	IPSAS Accrual	30-Jun-23
109	Kenya Tourism Board	100%	-	State department for Tourism and Wildlife	IFRS	30-Jun-23



**Government of Kenya  
State Corporations, Semi-Autonomous Government Agencies and Public Funds  
Consolidated Financial Statements for the year ended 30<sup>th</sup> June 2023**

S/No.	S/No.	Government Control	Government Control		State Department	Reporting Framework	Year end
			Direct	Indirect			
110	Kenya Trade Remedies Agency	100%	-	State Department for Trade	IPSAS Accrual	30-Jun-23	
111	Kenya Trade Network Agency	100%	-	The National Treasury	IPSAS Accrual	30-Jun-23	
112	Kenya Tsetse and Trypanosomiasis Eradication Council	100%	-	State Department for Agricultural Research	IPSAS Accrual	30-Jun-23	
113	Kenya Urban Roads Authority (Kura)	100%	-	State Department for Infrastructure	IPSAS Accrual	30-Jun-23	
114	Kenya Veterinary Board	100%	-	State Department for Livestock	IPSAS Accrual	30-Jun-23	
115	Kenya Vision 2030 Delivery Secretariat	100%	-	State Department for Devolution	IPSAS Accrual	30-Jun-23	
116	Kenya Water Towers Agency	100%	-	Ministry of Water and Sanitation	IPSAS Accrual	30-Jun-23	
117	Kenya Wildlife Service	100%	-	State department for Tourism and Wildlife	IFRS	30-Jun-23	
118	Kenya Yearbook Editorial Board	100%	-	SD- Broadcasting and Telecommunications	IPSAS Accrual	30-Jun-23	
119	Kenyatta National Hospital	100%	-	Ministry of Health	IPSAS Accrual	30-Jun-23	
120	Kenyatta University Teaching, Referral & Research Hospital (KUTRRH)	100%	-	Ministry of Health	IPSAS Accrual	30-Jun-23	
121	Kerio Valley Development Authority	100%	-	SD- Regional and Northern Corridor	IPSAS Accrual	30-Jun-23	
122	Konza Technopolis Development Authority	100%	-	SD- Information Communication Technology	IPSAS Accrual	30-Jun-23	
123	Lake Basin Development Authority	100%	-	SD- Regional and Northern Corridor	IPSAS Accrual	30-Jun-23	
124	Lake Victoria North Water Service Board	100%	-	Ministry of Water and Sanitation	IPSAS Accrual	30-Jun-23	
125	Lake Victoria South Water Works Development Agency	100%	-	Ministry of Water and Sanitation	IPSAS Accrual	30-Jun-23	
126	Lands Ltd	100%	-	SD-r Fisheries and Aquaculture	IPSAS Accrual	30-Jun-23	
127	Lapsset Corridor Development Authority	100%	-	SD- Regional and Northern Corridor	IPSAS Accrual	30-Jun-23	
128	Media Council of Kenya	100%	-	SD-Broadcasting and Telecommunications	IPSAS Accrual	30-Jun-23	
129	Medical Practitioners and Dentists Board	100%	-	Ministry of Health	IPSAS Accrual	30-Jun-23	
130	Micro And Small Enterprise Authority	100%	-	State Department for Industrialization	IPSAS Accrual	30-Jun-23	
131	Miwani Sugar Company	100%	-	State Department for Crop Development	IFRS	30-Jun-23	
132	Moi Teaching and Referral Hospital	100%	-	Ministry of Health	IPSAS Accrual	30-Jun-23	

**Government of Kenya  
State Corporations, Semi-Autonomous Government Agencies and Public Funds  
Consolidated Financial Statements for the year ended 30<sup>th</sup> June 2023**

S/No.		Government Control		State Department	Reporting Framework	Year end
		Direct	Indirect			
133	Moi University	100%	-	State Department for University Education	IPSAS Accrual	30-Jun-23
134	Muhoroni Sugar Company Limited	100%	-	State Department for Crop Development	IPSAS Accrual	30-Jun-23
135	Mwea Rice Millers Ltd	100%	-	State Department for Crop Development	IFRS	30-Jun-23
136	Nairobi Centre For International Arbitration (Ncia)	100%	-	The State Law and Department of Justice	IPSAS Accrual	30-Jun-23
137	Nairobi Metropolitan Area Transport Authority	100%	-	State Department for Transport	IPSAS Accrual	30-Jun-23
138	National Aids Control Council	100%	-	Ministry of Health	IPSAS Accrual	30-Jun-23
139	NACADA : - Mortgage and Car Loan Fund	100%	-	State Department for Interior	IPSAS Accrual	30-Jun-23
140	National Authority for The Campaign Against Drug Abuse	100%	-	State Department for Correctional Services	IPSAS Accrual	30-Jun-23
141	National Biosafety Authority	100%	-	State Department for Agricultural Research	IPSAS Accrual	30-Jun-23
142	National Cancer Institute of Kenya	100%	-	Ministry of Health	IPSAS Accrual	30-Jun-23
143	National Cereals and Produce Board	100%	-	State Department for Crop Development	IFRS	30-Jun-23
144	National Cohesion and Integration Commission	100%	-	State Department for Interior	IPSAS Accrual	30-Jun-23
145	National Commission for Science Technology & Amp; Innovation	100%	-	State Department for University Education	IPSAS Accrual	30-Jun-23
146	National Communications Secretariat	100%	-	SD- Broadcasting and Telecommunications	IPSAS Accrual	30-Jun-23
147	National Construction Authority Board	100%	-	SD- Housing, Development and Public Works	IPSAS Accrual	30-Jun-23
148	National Council for Law Reporting	100%	-	The State Law and Department of Justice	IPSAS Accrual	30-Jun-23
149	National Council For Nomadic Education In Kenya	100%	-	SD Early Learning and Basic Education	IPSAS Accrual	30-Jun-23
150	National Council for Person with Disabilities	100%	-	State department for Social Protection	IPSAS Accrual	30-Jun-23
151	National Council For Population And Development	100%	-	Ministry of Health	IPSAS Accrual	30-Jun-23
152	National Crime Research Center	100%	-	State Department for Interior	IPSAS Accrual	30-Jun-23
153	National Drought Management Authority (Ndma)	100%	-	State Department for Environment and Forestry	IPSAS Accrual	30-Jun-23



**Government of Kenya  
State Corporations, Semi-Autonomous Government Agencies and Public Funds  
Consolidated Financial Statements for the year ended 30<sup>th</sup> June 2023**

S/No.		Government Control		State Department	Reporting Framework	Year end
		Direct	Indirect			
154	National Employment Authority	100%	-	State Department for Labour	IPSAS Accrual	30-Jun-23
155	National Environment Tribunal	100%	-	State Department for Environment and Forestry	IPSAS Accrual	30-Jun-23
156	National Environmental Complaints Committee (Necc)	100%	-	State Department for Environment and Forestry	IPSAS Accrual	30-Jun-23
157	National Government Constituencies Development - Fund	100%	-	State Department for Planning	IPSAS Accrual	30-Jun-23
158	National Housing Corporation	100%	-	SD- for Housing, Development and Public Works	IFRS	30-Jun-23
159	National Irrigation Authority	100%	-	State Department for Irrigation	IPSAS Accrual	30-Jun-23
160	National Land Commission - Car Loan Scheme Fund	100%	-	Ministry of Lands and Physical Planning	IPSAS Accrual	30-Jun-23
161	National Land Commission - Mortgage Scheme Fund	100%	-	Ministry of Lands and Physical Planning	IPSAS Accrual	30-Jun-23
162	National Mining Corporation	100%	-	State Department for Natural Resources	IPSAS Accrual	30-Jun-23
163	National Museums Of Kenya	100%	-	State Department for Culture and Heritage	IPSAS Accrual	30-Jun-23
164	National Oil Corporation Of Kenya	100%	-	State Department for Petroleum	IFRS	30-Jun-23
165	National Research Fund	100%	-	State Department for University Education	IPSAS Accrual	30-Jun-23
166	National Transport And Safety Authority (Nisa)	100%	-	State Department for Transport	IPSAS Accrual	30-Jun-23
167	National Water Harvesting & Amp; Storage Authority	100%	-	Ministry of Water and Sanitation	IPSAS Accrual	30-Jun-23
168	National Youth Council	100%	-	State Department of Public Service and Youth	IPSAS Accrual	30-Jun-23
169	National Youth Service (Nys)	100%	-	State Department of Public Service and Youth	IPSAS Accrual	30-Jun-23
170	NEMA	100%	-	State Department for Environment and Forestry	IPSAS Accrual	30-Jun-23
171	Nepad Kenya Secretariat	100%	-	State Department for Planning	IPSAS Accrual	30-Jun-23
172	New Kenya Cooperative Creameries Limited	100%	-	State Department of Cooperatives	IFRS	30-Jun-23
173	Ngo Co-Ordination Board	100%	-	State Department for Interior	IPSAS Accrual	30-Jun-23
174	Northern Water Services Board	100%	-	Ministry of Water and Sanitation	IFRS	30-Jun-23
175	Nuclear Power And Energy Agency	100%	-	Ministry of Energy	IPSAS Accrual	30-Jun-23



**Government of Kenya  
State Corporations, Semi-Autonomous Government Agencies and Public Funds  
Consolidated Financial Statements for the year ended 30<sup>th</sup> June 2023**

S/No.		Government Control		State Department	Reporting Framework	Year end
		Direct	Indirect			
176	Numerical Machining Complex Ltd	100%	-	State Department for Industrialization	IFRS	30-Jun-23
177	Nursing Council Of Kenya	100%	-	Ministry of Health	IPSAS Accrual	30-Jun-23
178	Nyayo Tea Zones Development Corporation	100%	-	State Department for Crop Development	IFRS	30-Jun-23
179	Nzoia Sugar Company Limited	100%	-	State Department for Crop Development	IPSAS Accrual	30-Jun-23
180	Office Of The Data Protection Commissioner	100%	-	SD- Information Communication Technology	IPSAS Accrual	30-Jun-23
181	Pest Control Product Board	100%	-	State Department for Crop Development	IPSAS Accrual	30-Jun-23
182	Pharmacy And Poisons Board	100%	-	Ministry of Health	IPSAS Accrual	30-Jun-23
183	Postal Corporation Of Kenya	100%	-	SD- Broadcasting and Telecommunications	IFRS	30-Jun-23
184	Presidential Award Kenya	100%	-	SD- Early Learning and Basic Education	IPSAS Accrual	30-Jun-23
185	Privatization Commission	100%	-	The National Treasury	IPSAS Accrual	30-Jun-23
186	Public Complaints Committee On Environment	100%	-	State Department for Environment and Forestry	IPSAS Accrual	30-Jun-23
187	Public Procurement Regulatory Authority	100%	-	The National Treasury	IPSAS Accrual	30-Jun-23
188	Public Sector Accounting Standards Board (Psasb)	100%	-	The National Treasury	IPSAS Accrual	30-Jun-23
189	Public Trustee Of Kenya	100%	-	The National Treasury	IPSAS Accrual	30-Jun-23
190	Regional Centre On Groundwater Resource Education	100%	-	The State Law and Department of Justice	IPSAS Accrual	30-Jun-23
191	Registration Of Certified Public Secretaries Board	100%	-	Ministry of Water and Sanitation	IPSAS Accrual	30-Jun-23
192	Retirements Benefits Authority	100%	-	The National Treasury	IPSAS Accrual	30-Jun-23
193	Rural Electrification And Renewable Energy Corporation (Rerec)	100%	-	The National Treasury	IPSAS Accrual	30-Jun-23
194	Sacco Societies Regulatory Authority -Sasra	100%	-	Ministry of Energy	IPSAS Accrual	30-Jun-23
195	School Equipment Production Unit	100%	-	State Department of Cooperatives	IPSAS Accrual	30-Jun-23
196	Scrap Metal Council	100%	-	SD- Early Learning and Basic Education	IFRS	30-Jun-23
197	South Nyanza Sugar Company	100%	-	State Department for Industrialization	IPSAS Accrual	30-Jun-23
		100%	-	State Department for Crop Development	IFRS	30-Jun-23

**Government of Kenya  
State Corporations, Semi-Autonomous Government Agencies and Public Funds  
Consolidated Financial Statements for the year ended 30<sup>th</sup> June 2023**

S/No.		Government Control		State Department	Reporting Framework	Year end
		Direct	Indirect			
198	Sports Kenya	100%	-	State Department for Sports	IPSAS Accrual	30-Jun-23
199	Sports, Arts And Social Development Fund	100%	-	State Department for Sports	IPSAS Accrual	30-Jun-23
200	State Corporations Appeal Tribunal	100%	-	The State Law and Department of Justice	IPSAS Accrual	30-Jun-23
201	Sunset Hotel Ltd	100%	-	State department for Tourism and Wildlife	IFRS	30-Jun-23
202	Tana And Athi Rivers Development Authority-Tarda	100%	-	Ministry of Water and Sanitation	IPSAS Accrual	30-Jun-23
203	Tana Water Services Board/Tana Water Works Development Agency	100%	-	Ministry of Water and Sanitation	IPSAS Accrual	30-Jun-23
204	Tea Board Of Kenya	100%	-	State Department for Agricultural Research	IPSAS Accrual	30-Jun-23
205	Tharaka Nithi University College	100%	-	State Department for University Education	IPSAS Accrual	30-Jun-23
206	Tourism Regulatory Authority	100%	-	State department for Tourism and Wildlife	IPSAS Accrual	30-Jun-23
207	Tourism Research Institute	100%	-	State department for Tourism and Wildlife	IPSAS Accrual	30-Jun-23
208	Tvet Curriculum Development Assessment And Certification Council	100%	-	SD- Vocational and Technical Training	IPSAS Accrual	30-Jun-23
209	Unclaimed Financial Assets Authority	100%	-	The National Treasury	IPSAS Accrual	30-Jun-23
210	Veterinary Medicines Directorate	100%	-	State Department for Livestock	IPSAS Accrual	30-Jun-23
211	Warehouse Receipt System Council	100%	-	State Department for Agricultural Research	IPSAS Accrual	30-Jun-23
212	Water Resources Authority	100%	-	Ministry of Water and Sanitation	IPSAS Accrual	30-Jun-23
213	Water Sector Trust Fund	100%	-	Ministry of Water and Sanitation	IPSAS Accrual	30-Jun-23
214	Water Services Regulatory Board (Wastreb)	100%	-	Ministry of Water and Sanitation	IPSAS Accrual	30-Jun-23
215	Western Kenya Rice Mills Ltd	100%	-	State Department for Crop Development	IPSAS Accrual	30-Jun-23
216	Wildlife Research & Training Institute	100%	-	State Department for Environment and Forestry	IPSAS Accrual	30-Jun-23
217	Witness Protection Agency -Staff Car Loan Scheme	100%	-	The State Law and Department of Justice	IPSAS Accrual	30-Jun-23
National Public Funds						
218	State Officers Housing Mortgage Scheme Fund	100%	-	SD-Public Works	IPSAS Accrual	30-Jun-23



**Government of Kenya  
State Corporations, Semi-Autonomous Government Agencies and Public Funds  
Consolidated Financial Statements for the year ended 30<sup>th</sup> June 2023**

S/No.		Government Control		State Department	Reporting Framework	Year end
		Direct	Indirect			
219	African Union & Other International Org Fund	100%	-	The National Treasury	IPSAS Accrual	30-Jun-23
220	Agricultural Information Resource Centre Revolving Fund	100%	-	SD- Crop Development	IPSAS Accrual	30-Jun-23
221	Asian Officers Family Pensions Fund	100%	-	The National Treasury	IPSAS Accrual	30-Jun-23
222	Asiatic Widows And Orphans Pensions Fund	100%	-	The National Treasury	IPSAS Accrual	30-Jun-23
223	Civil Contingencies Fund	100%	-	The National Treasury	IPSAS Accrual	30-Jun-23
224	Civil Servants Housing Scheme Fund (CSHF)	100%	-	Ministry of Lands	IPSAS Accrual	30-Jun-23
225	Commission on Administrative Justice - Mortgage and Car Loan Fund	100%	-	Parliamentary Commission	IPSAS Accrual	30-Jun-23
226	Commission on Revenue Allocation Staff Mortgage Scheme Fund	100%	-	The National Treasury	IPSAS Accrual	30-Jun-23
227	Commission On Revenue Allocation-Staff Car Loan Scheme	100%	-	The National Treasury	IPSAS Accrual	30-Jun-23
228	Communication Authority of Kenya- Universal Service Fund	100%	-	SD- Broadcasting	IPSAS Accrual	30-Jun-23
229	Contingency Fund Account	100%	-	The National Treasury	IPSAS Accrual	30-Jun-23
230	Controller of Budget - Mortgage Fund	100%	-	The National Treasury	IPSAS Accrual	30-Jun-23
231	Cooperative Societies Liquidation Fund	100%	-	SD- Cooperatives	IPSAS Accrual	30-Jun-23
232	Covid-19 Emergency Response Fund	100%	-	The National Treasury	IPSAS Accrual	30-Jun-23
233	Credit Guarantee Scheme Fund	100%	-	The National Treasury	IPSAS Accrual	30-Jun-23
234	Energy & Petroleum Regulatory Authority - Mortgage and Car Loan Scheme Fund	100%	-	Ministry of Energy	IPSAS Accrual	30-Jun-23
235	Equilisation Fund Advisory Board	100%	-	The National Treasury	IPSAS Accrual	30-Jun-23
236	European Widows And Orphans Scheme And Fund	100%	-	The National Treasury	IPSAS Accrual	30-Jun-23
237	Government Press Fund	100%	-	State Department for Interior	IPSAS Accrual	30-Jun-23
238	Humanitarian Fund	100%	-	State Department for Devolution	IPSAS Accrual	30-Jun-23
239	IEBC - Staff Mortgage & Car loan Fund	100%	-	IEBC	IPSAS Accrual	30-Jun-23
240	Intelligence Service Development Fund	100%	-	State Department for Defence	IPSAS Accrual	30-Jun-23
241	IPOA - Mortgage and Car Loan Scheme Fund	100%	-	State Department for Interior	IPSAS Accrual	30-Jun-23
242	Kenya Deposit Insurance Corporation Staff Mortgage & Car Loan	100%	-	The National Treasury	IPSAS Accrual	30-Jun-23



**Government of Kenya  
State Corporations, Semi-Autonomous Government Agencies and Public Funds  
Consolidated Financial Statements for the year ended 30<sup>th</sup> June 2023**

S/No.	State Department	Reporting Framework	Year end	Government Control		State Department	Reporting Framework	Year end
				Direct	Indirect			
243	Kenya Energy Environment & Social Responsibility Programme Fund	IPSAS Accrual	30-Jun-23	100%	-	Ministry of Energy	IPSAS Accrual	30-Jun-23
244	Kenya Local Loans Support Fund	IPSAS Accrual	30-Jun-23	100%	-	The National Treasury	IPSAS Accrual	30-Jun-23
245	Kenya National Commission for UNESCO - Mortgage and Car Loan	IPSAS Accrual	30-Jun-23	100%	-	SD-Basic Education	IPSAS Accrual	30-Jun-23
246	Kenya Prisons Service (Prisons Farms Revolving Funds)	IPSAS Accrual	30-Jun-23	100%	-	SD- Correctional Services	IPSAS Accrual	30-Jun-23
247	Kenya Road Board Fund	IPSAS Accrual	30-Jun-23	100%	-	State Department for Transport	IPSAS Accrual	30-Jun-23
248	Kenya Slum Upgrading Low Cost Housing And Infrastructure Trust Fund	IPSAS Accrual	30-Jun-23	100%	-	Ministry of Lands and Physical	IPSAS Accrual	30-Jun-23
249	KMA Staff Mortgage and Car loan	IPSAS Accrual	30-Jun-23	100%	-	SD- for Shipping and Maritime	IPSAS Accrual	30-Jun-23
250	Land Settlement Fund (LSF)	IPSAS Accrual	30-Jun-23	100%	-	Ministry of Lands and Physical	IPSAS Accrual	30-Jun-23
251	Local Authority Provident Fund (LAP FUND)	IPSAS Accrual	30-Jun-23	100%	-	The National Treasury	IPSAS Accrual	30-Jun-23
252	Management and Supervision Fund	IPSAS Accrual	30-Jun-23	100%	-	SD-Cooperatives	IPSAS Accrual	30-Jun-23
253	Mechanical and Transport Fund	IPSAS Accrual	30-Jun-23	100%	-	SD- Infrastructure	IPSAS Accrual	30-Jun-23
254	National Council for Children Services	IPSAS Accrual	30-Jun-23	100%	-	State Department for Labour	IPSAS Accrual	30-Jun-23
255	National Environmental Trust Fund (NET Fund)	IPSAS Accrual	30-Jun-23	100%	-	SD- Environment and Forestry	IPSAS Accrual	30-Jun-23
256	National Fund for the Disabled of Kenya (NFBK)	IPSAS Accrual	30-Jun-23	100%	-	The Presidency	IPSAS Accrual	30-Jun-23
257	National Government Affirmative Action Fund (NGAAF)	IPSAS Accrual	30-Jun-23	100%	-	SD- Devolution	IPSAS Accrual	30-Jun-23
258	NG-CDF - Secretariat Board	IPSAS Accrual	30-Jun-23	100%	-	State Department for Planning	IPSAS Accrual	30-Jun-23
259	National Hospital Insurance Fund (NHIF)	IPSAS Accrual	30-Jun-23	100%	-	Ministry of Health	IPSAS Accrual	30-Jun-23
260	National Social Security Fund	IPSAS Accrual	30-Jun-23	100%	-	SD-Social Protection	IPSAS Accrual	30-Jun-23
261	National Youth Service (Mechanical and Transport Branch)	IPSAS Accrual	30-Jun-23	100%	-	SD- Public Service and Youth	IPSAS Accrual	30-Jun-23
262	NDMA - FUND	IPSAS Accrual	30-Jun-23	100%	-	SD- Environment and Forestry	IPSAS Accrual	30-Jun-23
263	Occupational Safety and Health Fund	IPSAS Accrual	30-Jun-23	100%	-	SD- Social Protection	IPSAS Accrual	30-Jun-23
264	Office of Registrar of Political parties- Car Loan and mortgage Scheme	IPSAS Accrual	30-Jun-23	100%	-	Registrar of Political Parties	IPSAS Accrual	30-Jun-23
265	Parliamentary Car Loan Scheme Fund	IPSAS Accrual	30-Jun-23	100%	-	Parliamentary Commission	IPSAS Accrual	30-Jun-23
266	Parliamentary Catering Fund	IPSAS Accrual	30-Jun-23	100%	-	Parliamentary Commission	IPSAS Accrual	30-Jun-23

**Government of Kenya  
State Corporations, Semi-Autonomous Government Agencies and Public Funds  
Consolidated Financial Statements for the year ended 30<sup>th</sup> June 2023**

S/No.		Government Control		State Department	Reporting Framework	Year end
		Direct	Indirect			
267	Parliamentary Mortgage Scheme Fund	100%	-	Parliamentary Commission	IPSAS Accrual	30-Jun-23
268	Petroleum Development Levy Fund	100%	-	State Department for Petroleum	IPSAS Accrual	30-Jun-23
269	Petroleum Development Levy Fund-Energy	100%	-	Ministry of Energy	IPSAS Accrual	30-Jun-23
270	Petroleum Training Fund	100%	-	State Department for Petroleum	IPSAS Accrual	30-Jun-23
271	Policy Holders Compensation Trust Fund	100%	-	The National Treasury	IPSAS Accrual	30-Jun-23
272	Political Parties Fund	100%	-	Registrar of Political Parties	IPSAS Accrual	30-Jun-23
273	Prison Industries Revolving Fund	100%	-	SD-Correctional Services	IPSAS Accrual	30-Jun-23
274	PPRA - Car Loan & mortgage Scheme	100%	-	The National Treasury	IPSAS Accrual	30-Jun-23
275	Public Service Superannuation Fund	100%	-	The National Treasury	IPSAS Accrual	30-Jun-23
276	Railway Development Levy Fund (Holding Account)	100%	-	State Department for Transport	IPSAS Accrual	30-Jun-23
277	Road Maintenance Levy Fund	100%	-	State Department for Transport	IPSAS Accrual	30-Jun-23
278	Roads Amnity Fund	100%	-	SD- Infrastructure	IPSAS Accrual	30-Jun-23
279	Rural Enterprise Fund,	100%	-	The National Treasury	IPSAS Accrual	30-Jun-23
280	Sports, Arts and Social Development fund	100%	-	State Department for Trade	IPSAS Accrual	30-Jun-23
281	SRC -Car and Mortgage Scheme Fund	100%	-	Registrar of Political Parties	IPSAS Accrual	
282	State Officers and Public Officers Car Loan Scheme Fund	100%	-	The National Treasury	IPSAS Accrual	30-Jun-23
283	Street Families Rehabilitation Trust Fund	100%	-	SD- Correctional Services	IPSAS Accrual	30-Jun-23
284	The National Assistance Trust Fund	100%	-	State Department for Labour	IPSAS Accrual	30-Jun-23
285	The National Treasury Provident Fund	100%	-	The National Treasury	IPSAS Accrual	30-Jun-23
286	Tourism Fund (Board of Trustees)	100%	-	SD-Tourism and Wildlife	IPSAS Accrual	30-Jun-23
287	Tourism Promotion Fund	100%	-	SD-Tourism and Wildlife	IPSAS Accrual	30-Jun-23
288	Treasury Main Clearance Fund	100%	-	The National Treasury	IPSAS Accrual	30-Jun-23
289	Unclaimed Financial Assets Trust Fund	100%	-	The National Treasury	IPSAS Accrual	30-Jun-23
290	Universities Fund	100%	-	SD-University Education	IPSAS Accrual	30-Jun-23
291	Uwezo Fund	100%	-	State Department for Gender	IPSAS Accrual	30-Jun-23



**Government of Kenya  
State Corporations, Semi-Autonomous Government Agencies and Public Funds  
Consolidated Financial Statements for the year ended 30<sup>th</sup> June 2023**

S/No.		Government Control		State Department	Reporting Framework	Year end
		Direct	Indirect			
292	Veterinary Services Development Fund (VSDF)	100%	-	State Department for Livestock	IPSAS Accrual	30-Jun-23
293	Witness Protection Agency -Mortgage Fund	100%	-	The Presidency	IPSAS Accrual	30-Jun-23
294	Women Enterprise Fund	100%	-	State Department for Gender	IPSAS Accrual	30-Jun-23
295	Youth Enterprise Development Fund	100%	-	SD- Public Service and Youth	IPSAS Accrual	30-Jun-23
	<b>Universities and other Learning Institutions</b>					
296	Alupe University College	100%	-	Universities and Learning Inst	IPSAS Accrual	30-Jun-23
297	Bomet University College	100%	-	Universities and Learning Inst	IPSAS Accrual	30-Jun-23
298	Centre for Mathematics, Science and Technology in Africa	100%	-	Universities and Learning Inst	IPSAS Accrual	30-Jun-23
299	Chuka University	100%	-	Universities and Learning Inst	IPSAS Accrual	30-Jun-23
300	Commission for University Education	100%	-	Universities and Learning Inst	IPSAS Accrual	30-Jun-23
301	Cooperative University College of Kenya	100%	-	Universities and Learning Inst	IPSAS Accrual	30-Jun-23
302	Dedan Kimathi University of Technology	100%	-	Universities and Learning Inst	IPSAS Accrual	30-Jun-23
303	Egerton University	100%	-	Universities and Learning Inst	IPSAS Accrual	30-Jun-23
304	Embu University College of Kenya	100%	-	Universities and Learning Inst	IPSAS Accrual	30-Jun-23
305	Garissa University College of Kenya	100%	-	Universities and Learning Inst	IPSAS Accrual	30-Jun-23
306	Jaramogi Oginga Odinga University of Science and Technology	100%	-	Universities and Learning Inst	IPSAS Accrual	30-Jun-23
307	Jomo Kenyatta University of Agriculture & Technology	100%	-	Universities and Learning Inst	IPSAS Accrual	30-Jun-23
308	Kaimosi Friends University College (KAFUCO)	100%	-	Universities and Learning Inst	IPSAS Accrual	30-Jun-23
309	Karatina University	100%	-	Universities and Learning Inst	IPSAS Accrual	30-Jun-23
310	Kenya Accountants and Secretaries National Examinations Board (KASNEB)	100%	-	Universities and Learning Inst	IPSAS Accrual	30-Jun-23
311	Kenya Education Management Institute	100%	-	Universities and Learning Inst	IPSAS Accrual	30-Jun-23
312	Kenya Forestry Research Institute (KEFRI)	100%	-	Universities and Learning Inst	IPSAS Accrual	30-Jun-23
313	Kenya Industrial Property Institute	100%	-	Universities and Learning Inst	IPSAS Accrual	30-Jun-23
314	Kenya Industrial Research & Development Institute (KIRDI)	100%	-	Universities and Learning Inst	IPSAS Accrual	30-Jun-23
315	Kenya Institute of Curriculum Development (KICD)	100%	-	Universities and Learning Inst	IPSAS Accrual	30-Jun-23



**Government of Kenya  
State Corporations, Semi-Autonomous Government Agencies and Public Funds  
Consolidated Financial Statements for the year ended 30<sup>th</sup> June 2023**

S/No.	Government Control	Government Control		State Department	Reporting Framework	Year end
		Direct	Indirect			
316	Kenya Institute of Mass Communication	100%	-	Universities and Learning Inst	IPSAS Accrual	30-Jun-23
317	Kenya Institute of Public Policy Research Analysis	100%	-	Universities and Learning Inst	IPSAS Accrual	30-Jun-23
318	Kenya Institute of Supplies Management (KISEB)	100%	-	Universities and Learning Inst	IPSAS Accrual	30-Jun-23
319	Kenya Medical Research Institute	100%	-	Universities and Learning Inst	IPSAS Accrual	30-Jun-23
320	Kenya National Examination Council	100%	-	Universities and Learning Inst	IPSAS Accrual	30-Jun-23
321	Kenya National Library Services	100%	-	Universities and Learning Inst	IPSAS Accrual	30-Jun-23
322	Kenya School of Government	100%	-	Universities and Learning Inst	IPSAS Accrual	30-Jun-23
323	Kenya School of Law	100%	-	Universities and Learning Inst	IPSAS Accrual	30-Jun-23
324	Kenya Universities and Colleges Central Placement Service	100%	-	Universities and Learning Inst	IPSAS Accrual	30-Jun-23
325	Kenya Veterinary Vaccines Production Institute	100%	-	Universities and Learning Inst	IPSAS Accrual	30-Jun-23
326	Kenya Water Institute	100%	-	Universities and Learning Inst	IPSAS Accrual	30-Jun-23
327	Kenya International Convention Centre (KICC)	100%	-	Universities and Learning Inst	IPSAS Accrual	30-Jun-23
328	Kenya University	100%	-	Universities and Learning Inst	IPSAS Accrual	30-Jun-23
329	Kimnyaga University College	100%	-	Universities and Learning Inst	IPSAS Accrual	30-Jun-23
330	Kisii University	100%	-	Universities and Learning Inst	IPSAS Accrual	30-Jun-23
331	Koitaleel Samoei University College	100%	-	Universities and Learning Inst	IPSAS Accrual	30-Jun-23
332	Laikipia University	100%	-	Universities and Learning Inst	IPSAS Accrual	30-Jun-23
333	Maasai Mara University	100%	-	Universities and Learning Inst	IPSAS Accrual	30-Jun-23
334	Machakos University College of Kenya	100%	-	Universities and Learning Inst	IPSAS Accrual	30-Jun-23
335	Mama Ngina University College	100%	-	Universities and Learning Inst	IPSAS Accrual	30-Jun-23
336	Maseno University	100%	-	Universities and Learning Inst	IPSAS Accrual	30-Jun-23
337	Masinde Muliro University of Science and Technology	100%	-	Universities and Learning Inst	IPSAS Accrual	30-Jun-23
338	Meru University of Science and Technology	100%	-	Universities and Learning Inst	IPSAS Accrual	30-Jun-23
339	Multimedia University of Kenya	100%	-	Universities and Learning Inst	IPSAS Accrual	30-Jun-23
340	Muranga University College of Technology	100%	-	Universities and Learning Inst	IPSAS Accrual	30-Jun-23

**Government of Kenya  
State Corporations, Semi-Autonomous Government Agencies and Public Funds  
Consolidated Financial Statements for the year ended 30<sup>th</sup> June 2023**

S/No.		Government Control		State Department	Reporting Framework	Year end
		Direct	Indirect			
341	National Defence University	100%	-	Universities and Learning Inst	IPSAS Accrual	30-Jun-23
342	National Industrial Training Authority	100%	-	Universities and Learning Inst	IPSAS Accrual	30-Jun-23
343	Pwani University	100%	-	Universities and Learning Inst	IPSAS Accrual	30-Jun-23
344	Rongo University College of Kenya	100%	-	Universities and Learning Inst	IPSAS Accrual	30-Jun-23
345	South Eastern Kenya University	100%	-	Universities and Learning Inst	IPSAS Accrual	30-Jun-23
346	Taita Taveta University College	100%	-	Universities and Learning Inst	IPSAS Accrual	30-Jun-23
347	Technical University of Kenya	100%	-	Universities and Learning Inst	IPSAS Accrual	30-Jun-23
348	Technical University of Mombasa	100%	-	Universities and Learning Inst	IPSAS Accrual	30-Jun-23
349	Tom Mboya University	100%	-	Universities and Learning Inst	IPSAS Accrual	30-Jun-23
350	Turkana University College.	100%	-	Universities and Learning Inst	IPSAS Accrual	30-Jun-23
351	University of Eldoret	100%	-	Universities and Learning Inst	IPSAS Accrual	30-Jun-23
352	University of Kabanga	100%	-	Universities and Learning Inst	IPSAS Accrual	30-Jun-23
353	University of Nairobi	100%	-	Universities and Learning Inst	IPSAS Accrual	30-Jun-23
354	University of Nairobi Enterprises	100%	-	Universities and Learning Inst	IFRS	30-Jun-23
TVETs and TTC						
355	Aldai Technical Training Institute	100%	-	State Department for TVET	IPSAS Accrual	30-Jun-23
356	Asumbi Teachers College (TTCs)	100%	-	State Department for TVET	IPSAS Accrual	30-Jun-23
357	Baringo Technical College	100%	-	State Department for TVET	IPSAS Accrual	30-Jun-23
358	Bondo TTI	100%	-	State Department for TVET	IPSAS Accrual	30-Jun-23
359	Bumbe Technical Training Institute	100%	-	State Department for TVET	IPSAS Accrual	30-Jun-23
360	Bunyala Technical Training Institute	100%	-	State Department for TVET	IPSAS Accrual	30-Jun-23
361	Bureti Technical Training Institute	100%	-	State Department for TVET	IPSAS Accrual	30-Jun-23
362	Bushiangala TTI	100%	-	State Department for TVET	IPSAS Accrual	30-Jun-23
363	Chuka Technical and Vocational Institute	100%	-	State Department for TVET	IPSAS Accrual	30-Jun-23
364	Coast Institute of Technology	100%	-	State Department for TVET	IPSAS Accrual	30-Jun-23
365	Dr. Daniel Wako murende- TVC	100%	-	State Department for TVET	IPSAS Accrual	30-Jun-23



**Government of Kenya  
State Corporations, Semi-Autonomous Government Agencies and Public Funds  
Consolidated Financial Statements for the year ended 30<sup>th</sup> June 2023**

S/No.		Government Control		State Department	Reporting Framework	Year end
		Direct	Indirect			
366	Ebukanga TVET	100%	-	State Department for TVET	IPSAS Accrual	30-Jun-23
367	Ekerubo Grietai T.T.I	100%	-	State Department for TVET	IPSAS Accrual	30-Jun-23
368	Eldama Ravine Technical & Vocational College	100%	-	State Department for TVET	IPSAS Accrual	30-Jun-23
369	Eldoret National Polytechnic	100%	-	State Department for TVET	IPSAS Accrual	30-Jun-23
370	Emgwen Technical & Vocational College	100%	-	State Department for TVET	IPSAS Accrual	30-Jun-23
371	Emining Technical Training Institute	100%	-	State Department for TVET	IPSAS Accrual	30-Jun-23
372	Emsos Technical Training Institute	100%	-	State Department for TVET	IPSAS Accrual	30-Jun-23
373	Gatanga Technical and Vocational College	100%	-	State Department for TVET	IPSAS Accrual	30-Jun-23
374	Godoma Technical and Training Institute	100%	-	State Department for TVET	IPSAS Accrual	30-Jun-23
375	Ikutha Technical & Vocational College	100%	-	State Department for TVET	IPSAS Accrual	30-Jun-23
376	Kabete National Polytechnic	100%	-	State Department for TVET	IPSAS Accrual	30-Jun-23
377	Kaiboi TVET	100%	-	State Department for TVET	IPSAS Accrual	30-Jun-23
378	Kaimosi Friends College of Research and Technology (KAFUCO)	100%	-	State Department for TVET	IPSAS Accrual	30-Jun-23
379	Kajiado West Technical and Vocational College	100%	-	State Department for TVET	IPSAS Accrual	30-Jun-23
380	Kapcherop Technical and Vocational Centre	100%	-	State Department for TVET	IPSAS Accrual	30-Jun-23
381	Karumo Technical Training Institute	100%	-	State Department for TVET	IPSAS Accrual	30-Jun-23
382	Kasarani Technical and Vocational College	100%	-	State Department for TVET	IPSAS Accrual	30-Jun-23
383	Katine Technical and Vocational College	100%	-	State Department for TVET	IPSAS Accrual	30-Jun-23
384	Kenya Coast National Polytechnic	100%	-	State Department for TVET	IPSAS Accrual	30-Jun-23
385	Keroka Technical Training Institute.	100%	-	State Department for TVET	IPSAS Accrual	30-Jun-23
386	Kiambu Institute of Science and Technology	100%	-	State Department for TVET	IPSAS Accrual	30-Jun-23
387	Kimasian TVET	100%	-	State Department for TVET	IPSAS Accrual	30-Jun-23
388	Kipipiri Technical and Vocational College	100%	-	State Department for TVET	IPSAS Accrual	30-Jun-23
389	Kipkabus Technical and Vocational College	100%	-	State Department for TVET	IPSAS Accrual	30-Jun-23
390	Kipsinende Technical Training Institute	100%	-	State Department for TVET	IPSAS Accrual	30-Jun-23
391	Kisii National Polytechnic	100%	-	State Department for TVET	IPSAS Accrual	30-Jun-23
392	Kisiwa Technical Training Institute	100%	-	State Department for TVET	IPSAS Accrual	30-Jun-23



**Government of Kenya  
State Corporations, Semi-Autonomous Government Agencies and Public Funds  
Consolidated Financial Statements for the year ended 30<sup>th</sup> June 2023**

S/No.	State Department	Government Control		Reporting Framework	Year end
		Direct	Indirect		
393	Kitale National Polytechnic	100%	-	IPSAS Accrual	30-Jun-23
394	Kitelakapel Technical Training Institute	100%	-	IPSAS Accrual	30-Jun-23
395	Kongoni Technical And Vocational College	100%	-	IPSAS Accrual	30-Jun-23
396	Koshin Technical Training Institute	100%	-	IPSAS Accrual	30-Jun-23
397	Laikipia East Technical and Vocational College	100%	-	IPSAS Accrual	30-Jun-23
398	Maasai Mara Technical & Vocational College	100%	-	IPSAS Accrual	30-Jun-23
399	Machakos Technical Institute For The Blind	100%	-	IPSAS Accrual	30-Jun-23
400	Mandera Technical and Training Institute	100%	-	IPSAS Accrual	30-Jun-23
401	Masai Technical Training Institute	100%	-	IPSAS Accrual	30-Jun-23
402	Mathenge Technical Training Institute	100%	-	IPSAS Accrual	30-Jun-23
403	Mathioya Technical and Vocational College	100%	-	IPSAS Accrual	30-Jun-23
404	Matiili Technical Training Institute	100%	-	IPSAS Accrual	30-Jun-23
405	Mawego Technical Training Institute	100%	-	IPSAS Accrual	30-Jun-23
406	Meru National Polytechnic	100%	-	IPSAS Accrual	30-Jun-23
407	Michuki Technical Training Institute	100%	-	IPSAS Accrual	30-Jun-23
408	Mitunguu technical training institute	100%	-	IPSAS Accrual	30-Jun-23
409	Moiiben Technical and Vocational College	100%	-	IPSAS Accrual	30-Jun-23
410	Makurwe-ini Technical Training Institute	100%	-	IPSAS Accrual	30-Jun-23
411	Muraga T.T.C	100%	-	IPSAS Accrual	30-Jun-23
412	Nachu Technical and Vocational College	100%	-	IPSAS Accrual	30-Jun-23
413	Nairobi Technical and Training Institute	100%	-	IPSAS Accrual	30-Jun-23
414	Naivasha Technical and Vocational College	100%	-	IPSAS Accrual	30-Jun-23
415	Narok West Technical Training Institute	100%	-	IPSAS Accrual	30-Jun-23
416	North Eastern National Polytechnic	100%	-	IPSAS Accrual	30-Jun-23
417	Nuu Technical and Vocational College	100%	-	IPSAS Accrual	30-Jun-23
418	Nyandarua National Polytechnic	100%	-	IPSAS Accrual	30-Jun-23
419	O'lessos Technical Training Institute	100%	-	IPSAS Accrual	30-Jun-23
420	Okame Technical Training Institute	100%	-	IPSAS Accrual	30-Jun-23

**Government of Kenya  
State Corporations, Semi-Autonomous Government Agencies and Public Funds  
Consolidated Financial Statements for the year ended 30<sup>th</sup> June 2023**

S/No.		Government Control		State Department	Reporting Framework	Year end
		Direct	Indirect			
421	Omuga TVET	100%	-	State Department for TVET	IPSAS Accrual	30-Jun-23
422	Orogare Technical & Vocational College	100%	-	State Department for TVET	IPSAS Accrual	30-Jun-23
423	PC Kinyanjui Technical Training Institute	100%	-	State Department for TVET	IPSAS Accrual	30-Jun-23
424	Ramogi Institute of Advanced Technology	100%	-	State Department for TVET	IPSAS Accrual	30-Jun-23
425	Rangwe Technical & Vocational College	100%	-	State Department for TVET	IPSAS Accrual	30-Jun-23
426	Rift Valley Technical Training Institute	100%	-	State Department for TVET	IPSAS Accrual	30-Jun-23
427	Rift Valley Institute of science and technology	100%	-	State Department for TVET	IPSAS Accrual	30-Jun-23
428	Runyenjes Technical Training Institute	100%	-	State Department for TVET	IPSAS Accrual	30-Jun-23
429	Sabatia TVET	100%	-	State Department for TVET	IPSAS Accrual	30-Jun-23
430	SEME Technical Training College	100%	-	State Department for TVET	IPSAS Accrual	30-Jun-23
431	Shamberere TTI	100%	-	State Department for TVET	IPSAS Accrual	30-Jun-23
432	Shanzu Teachers Training College	100%	-	State Department for TVET	IPSAS Accrual	30-Jun-23
433	Siala Technical Training Institute.	100%	-	State Department for TVET	IPSAS Accrual	30-Jun-23
434	Siaya Technical Training Institute	100%	-	State Department for TVET	IPSAS Accrual	30-Jun-23
435	Sigalagala National Polytechnic	100%	-	State Department for TVET	IPSAS Accrual	30-Jun-23
436	Sikri T.T.I for the Blind and Deaf	100%	-	State Department for TVET	IPSAS Accrual	30-Jun-23
437	Sot Technical Training Institute	100%	-	State Department for TVET	IPSAS Accrual	30-Jun-23
438	Sotik Technical Training Institute.	100%	-	State Department for TVET	IPSAS Accrual	30-Jun-23
439	St Joseph for the Deaf Nyangoma TTI	100%	-	State Department for TVET	IPSAS Accrual	30-Jun-23
440	St. Paul Kibabii Diploma Teachers College	100%	-	State Department for TVET	IPSAS Accrual	30-Jun-23
441	Taita Taveta Technical and Vocational College	100%	-	State Department for TVET	IPSAS Accrual	30-Jun-23
442	Tharaka Technical Vocational College	100%	-	State Department for TVET	IPSAS Accrual	30-Jun-23
443	The Kisumu National Polytechnic	100%	-	State Department for TVET	IPSAS Accrual	30-Jun-23
444	The Nyeri National Polytechnic	100%	-	State Department for TVET	IPSAS Accrual	30-Jun-23
445	Thika Technical Training Institute	100%	-	State Department for TVET	IPSAS Accrual	30-Jun-23
446	Tseikuru Technical Training Institute	100%	-	State Department for TVET	IPSAS Accrual	30-Jun-23
447	Ugenya Teachers Training College	100%	-	State Department for TVET	IPSAS Accrual	30-Jun-23
448	Ugenya Technical Training Institute	100%	-	State Department for TVET	IPSAS Accrual	30-Jun-23



**Government of Kenya  
State Corporations, Semi-Autonomous Government Agencies and Public Funds  
Consolidated Financial Statements for the year ended 30<sup>th</sup> June 2023**

S/No.	State Department	Reporting Framework	Year end	Government Control		State Department	Reporting Framework	Year end
				Direct	Indirect			
449	Weru Technical and Training Institute	100%	-	State Department for TVET	IPSAS Accrual	30-Jun-23		
450	Wote Technical and Vocational College	100%	-	State Department for TVET	IPSAS Accrual	30-Jun-23		
451	Abardare Teachers Training College	100%	-	State Department for TVET	IPSAS Accrual	30-Jun-23		
452	Ahmed Shahame Mwidani Technical TTI	100%	-	State Department for TVET	IPSAS Accrual	30-Jun-23		
453	Bunyore Teachers Training College	100%	-	State Department for TVET	IPSAS Accrual	30-Jun-23		
454	Chemasiri TVETs	100%	-	State Department for TVET	IPSAS Accrual	30-Jun-23		
455	Chesta Teachers Training College	100%	-	State Department for TVET	IPSAS Accrual	30-Jun-23		
456	Gatundu South Technical and Vocational College	100%	-	State Department for TVET	IPSAS Accrual	30-Jun-23		
457	Kaimosi Teachers Training College Kaimosi Teachers Training College.	100%	-	State Department for TVET	IPSAS Accrual	30-Jun-23		
458	Kajiado East Technical and Vocational Colleges	100%	-	State Department for TVET	IPSAS Accrual	30-Jun-23		
459	Kakao TVET	100%	-	State Department for TVET	IPSAS Accrual	30-Jun-23		
460	Kamukunji TVET	100%	-	State Department for TVET	IPSAS Accrual	30-Jun-23		
461	Kamwenja Teachers College	100%	-	State Department for TVET	IPSAS Accrual	30-Jun-23		
462	Kandara TVET	100%	-	State Department for TVET	IPSAS Accrual	30-Jun-23		
463	Kendege Technical and Vocational Colleges	100%	-	State Department for TVET	IPSAS Accrual	30-Jun-23		
464	Kericho Teachers Training Colleges	100%	-	State Department for TVET	IPSAS Accrual	30-Jun-23		
465	Kibabii University	100%	-	State Department for TVET	IPSAS Accrual	30-Jun-23		
466	Kibwezi West Technical and Vocational College	100%	-	State Department for TVET	IPSAS Accrual	30-Jun-23		
467	KIENI - TVET	100%	-	State Department for TVET	IPSAS Accrual	30-Jun-23		
468	Kimini Technical and Vocational College	100%	-	State Department for TVET	IPSAS Accrual	30-Jun-23		
469	Kinangop TVET	100%	-	State Department for TVET	IPSAS Accrual	30-Jun-23		
470	Kwale Teachers Training College	100%	-	State Department for TVET	IPSAS Accrual	30-Jun-23		
471	Lari Technical and Vocational College (Lari TVC)	100%	-	State Department for TVET	IPSAS Accrual	30-Jun-23		
472	Limuru Technical & Vocational College	100%	-	State Department for TVET	IPSAS Accrual	30-Jun-23		
473	Lugari Diploma Teachers Training College	100%	-	State Department for TVET	IPSAS Accrual	30-Jun-23		
474	Mabera TVET	100%	-	State Department for TVET	IPSAS Accrual	30-Jun-23		
475	Meru Teachers College	100%	-	State Department for TVET	IPSAS Accrual	30-Jun-23		



**Government of Kenya  
State Corporations, Semi-Autonomous Government Agencies and Public Funds  
Consolidated Financial Statements for the year ended 30<sup>th</sup> June 2023**

S/No.		Government Control		State Department	Reporting Framework	Year end
		Direct	Indirect			
476	Moi Teachers College - Baringo	100%	-	State Department for TVET	IPSAS Accrual	30-Jun-23
477	Mosoriot Teachers Training College	100%	-	State Department for TVET	IPSAS Accrual	30-Jun-23
478	Mungatsi Technical & Vocational Training	100%	-	State Department for TVET	IPSAS Accrual	30-Jun-23
479	Muranga Teachers College	100%	-	State Department for TVET	IPSAS Accrual	30-Jun-23
480	Narok South - TVET	100%	-	State Department for TVET	IPSAS Accrual	30-Jun-23
481	Samburu - TVET	100%	-	State Department for TVET	IPSAS Accrual	30-Jun-23
482	Sirui TVC Awendo	100%	-	State Department for TVET	IPSAS Accrual	30-Jun-23
483	St. Augustine Teachers Training College - EREGI	100%	-	State Department for TVET	IPSAS Accrual	30-Jun-23
484	St. John Teachers Training College - Kilimabogo	100%	-	State Department for TVET	IPSAS Accrual	30-Jun-23
485	St. Lawrence Egoji Teachers Training College	100%	-	State Department for TVET	IPSAS Accrual	30-Jun-23
486	St. Mark Kigari Teachers Training College	100%	-	State Department for TVET	IPSAS Accrual	30-Jun-23
487	Tambach Teachers Training College	100%	-	State Department for TVET	IPSAS Accrual	30-Jun-23
488	Tetu Technical and Vocational College	100%	-	State Department for TVET	IPSAS Accrual	30-Jun-23
489	Thogoto Teachers Training College	100%	-	State Department for TVET	IPSAS Accrual	30-Jun-23
490	Tigania East TVET	100%	-	State Department for TVET	IPSAS Accrual	30-Jun-23
491	Tinderet Technical and Vocational College	100%	-	State Department for TVET	IPSAS Accrual	30-Jun-23
492	Ugunja TVET	100%	-	State Department for TVET	IPSAS Accrual	30-Jun-23
493	Webuye West Technical and Vocational College	100%	-	State Department for TVET	IPSAS Accrual	30-Jun-23
494	Bungoma North TVC	100%	-	State Department for TVET	IPSAS Accrual	30-Jun-23
495	Kenya Medical Training College	100%	-	State Department for TVET	IPSAS Accrual	30-Jun-23
496	Ngong Technical and Vocational College	100%	-	State Department for TVET	IPSAS Accrual	30-Jun-23
497	Kenya Technical Trainers College	100%	-	State Department for TVET	IPSAS Accrual	30-Jun-23
498	Kenya Utalii College	100%	-	State Department for TVET	IPSAS Accrual	30-Jun-23
499	Technical and Vocational Education & Training Authority (TVETA)	100%	-	State Department for TVET	IPSAS Accrual	30-Jun-23
500	Kenya Institute of Special Education	100%	-	State Department for TVET	IPSAS Accrual	30-Jun-23
501	National Security Telecommunication Services	100%	-	Ministry of Defence	IPSAS Accrual	30-Jun-23
502	Kenya Engineers & Technicians Registration Board	100%	-	State Department for Roads	IPSAS Accrual	30-Jun-23

**Government of Kenya  
State Corporations, Semi-Autonomous Government Agencies and Public Funds  
Consolidated Financial Statements for the year ended 30<sup>th</sup> June 2023**

S/No.	State Department	Reporting Framework	Year end	Government Control	
				Direct	Indirect
503	Veterinary medicine Directorate Council	IPSAS Accrual	30-Jun-23	100%	-
504	Coffee Cherry Advance Revolving Fund(CCARE)	IPSAS Accrual	30-Jun-23	100%	-
505	Nupea Mortgage and car loan	IPSAS Accrual	30-Jun-23	100%	-
506	UNESCO KNATCOM Mortgage and Car Loan Scheme	IPSAS Accrual	30-Jun-23	100%	-
507	ODPPP Staff Housing Mortgage and Car Loan Scheme	IPSAS Accrual	30-Jun-23	100%	-
508	Public Service Commission Car Loan & Mortgage Scheme Fund	IPSAS Accrual	30-Jun-23	100%	-
509	Facility Improvement Fund	IPSAS Accrual	30-Jun-23	100%	-
510	Council Of Legal Education Staff Car Loan And Mortgage Scheme	IPSAS Accrual	30-Jun-23	100%	-

Summary of Entity's Financial Statements	Number
Total entities as per listing	526
Entities that did not report and are not consolidated	16
Total number of entities consolidated	<b>510</b>



**Government of Kenya  
State Corporations, Semi-Autonomous Government Agencies and Public Funds  
Consolidated Financial Statements for the year ended 30<sup>th</sup> June 2023**

**4.5 Appendix V: Government of Kenya Investments in State Corporations and SAGAs**

**a) Schedule of Government Shareholding in Listed Companies**

	Company Name	Number Of Shares As 30/06/2022	Nominal Value 2022 Kshs	Number Of Shares As 30/06/2023	Nominal Value 2023 Kshs	% GOK Share Holding	Remarks
1	(a)Kenya Power & Lighting Co. Ltd - ordinary shares	946,062,063	2,365,155,157	946,062,063	2,365,155,157	48	No change
	(b)Kenya Power & Lighting Co. Ltd - 4% cumulative pref. stock	623,601	12,472,020	623,601	12,472,020	35	No Change
	(b)Kenya Power & Lighting Co. Ltd - 7% cumulative pref. stock	189,948	3,798,960	189,948	3,798,960	54	No Change
2	Kenya Commercial Bank Ltd	621,223,000	621,223,000	635,001,947	635,001,947	19.76	Acquisition of NBK
3	CFC Stanbic Bank Ltd	4,342,548	21,712,740	4,342,548	21,712,740	1.59	No Change
4	CFC Insurance Holdings Ltd (Liberty Kenya Holding Ltd)	4,342,548	4,342,548	4,602,008	4,602,008		Bonus shares
5	Mumias Sugar Company Ltd	306,000,000	612,000,000	306,000,000	612,000,000	20	No Change
6	Kenya Airways Ltd	2,847,844,811	14,239,224,055	2,847,844,811	14,239,224,055	48.90	No Change
7	Housing Finance Co. of Kenya	9,265,135	46,325,675	9,265,135	46,325,675	2.41	No change
8	Kenya Electricity Generating Company	4,615,424,088	11,538,560,220	4,615,424,088	11,538,560,220	69.99	No Change
9	East Africa Portland Cement Company Ltd	22,804,305	114,021,525	22,804,305	114,021,525	25.3	No change
10	Safaricom Ltd	14,022,578,580	70,112,892,900	14,022,578,580	70,112,892,900	35	No change
11	Nairobi Securities Exchange (NSE)	8,750,000	8,750,000	8,750,000	8,750,000	3.372	No change
12	Uchumi Supermarkets	53,537,573	267,687,865	53,537,573	267,687,865	15	No change
13	Kenya Reinsurance Company	420,000,000	1,050,000,000	1,680,000,000	4,200,000,000	60	Bonus shares
14	Unga Group Limited	568	2,765	568	2,765	0	No change
	<b>Sub-Total</b>	<b>23,882,988,768</b>	<b>101,018,169,431</b>	<b>25,157,027,175</b>	<b>104,182,207,838</b>		



**Government of Kenya  
State Corporations, Semi-Autonomous Government Agencies and Public Funds  
Consolidated Financial Statements for the year ended 30<sup>th</sup> June 2023**

**b) Schedule of Government shareholding in non-listed entities**

	Company Name	Number Of Shares As 30/06/2022	Nominal Value 2022 Kshs	Number Of Shares As 30/06/2023	Nominal Value 2023 Kshs	% GOK S/holding	Remarks
1	Consolidated Bank of Kenya	140,000,000	2,800,000,000	140,000,000	2,800,000,000	93%	No change
2	Geothermal Development Corporation	20,000	2,000,000	20,000	2,000,000	100%	No change
3	Kenya Mortgage Financing Company (KMRC)	-	-	4,580,001	458,000,100	25%	
4	Kenya National Assurance Company (2001) Ltd.	50,000	50,000,000	50,000	50,000,000	100	No Change
5	Kenya Petroleum Refineries Ltd	36,800,000	736,000,000	36,800,000	736,000,000	100	No change
6	Kenya Pipeline Company Ltd	18,173,299	363,465,980	18,173,299	363,465,980	100	No change
7	Kenya Vehicle Manufacturers Limited	385,000	7,700,000	385,000	7,700,000	35	No change
8	IDB Capital Ltd - Class A	26,779,500	535,590,000	26,779,500	535,590,000	85.2%	No Change
	IDB Capital Ltd - Class B	235,500	4,710,000	235,500	4,710,000		
9	New Kenya Co-operative Creameries Ltd	54,702,886	547,028,860	54,702,886	547,028,860	100	No Change
10	Nzoia Sugar Company Ltd	26,600,000	532,000,000	26,600,000	532,000,000	98	No change
11	South Nyanza Sugar Company	17,485,984	349,719,680	17,485,984	349,719,680	99	No change.
12	East African Industries Ltd	1	20	1	20		No change
13	Kenya Industrial Estate Ltd	4,013,863	80,277,260	4,013,863	80,277,260	100	No change
14	National Oil Corporation Of Kenya	26,599,999	531,999,980	26,599,999	531,999,980	100	No Change
15	Miwani Sugar Co. (1989)	2,058,000	41,160,000	2,058,000	41,160,000	49	No Change
16	Telkom Ltd	35,614,848	712,296,960	35,614,848	712,296,960	40	No change
17	Industrial Promotion Council	5	1,000.	5	1,000		No change
18	Kenya Ferry Services Limited	3,685,040	368,504,000	3,685,040	368,504,000	80	No change
19	De La Rue Kenya EPZ	800	16,000	800	16,000	40	No change
	Sub-Total	393,204,725	7,662,469,740	397,784,726	8,120,469,840		
	Grand Total	24,276,193,493	108,680,639,171	25,554,811,901	112,302,677,678		

**Government of Kenya  
State Corporations, Semi-Autonomous Government Agencies and Public Funds  
Consolidated Financial Statements for the year ended 30<sup>th</sup> June 2023**

**c) Schedule of Government Shareholding in Dormant Companies**

Company Name	Number Of Shares As 30/06/2022	Nominal Value 2022	Number Of Shares As 30/06/2023	Nominal Value 2023	% GOK S/holding	Remarks
1 Kenya Farmers Association	1	20	1	20		No Change
2 National Agricultural Chemical & Fertilizers Ltd	2,084,998	41,699,960	2,084,998	41,699,960		The Company was struck off the register
3 Busia Sugar Company	1,485,675	29,713,500	1,485,675	29,713,500	33	No change
4 Nyari Estate Ltd	2,500	50,000	2,500	50,000		Dormant
5 Kenya Poultry Ltd	4	20	4	20		No Change
6 Mercat (K) Ltd	39	195	39	195		No Change
7 Ken- Ren Chemicals and Fertilizers Ltd	3,640,000	72,800,000	3,640,000	72,800,000		The Company was dissolved
<b>TOTAL</b>	<b>7,213,217</b>	<b>144,263,695</b>	<b>7,213,217</b>	<b>144,263,695</b>		
<b>GRAND TOTAL</b>	<b>24,283,406,710</b>	<b>108,824,902,866</b>	<b>25,562,025,118</b>	<b>112,446,941,373</b>		

**Government of Kenya  
State Corporations, Semi-Autonomous Government Agencies and Public Funds  
Consolidated Financial Statements for the year ended 30<sup>th</sup> June 2023**

**d) Schedule of Government Shareholding in International Organisations**

	Company Name	Number Of Shares As 30/06/2022	Nominal Value 2022	Number Of Shares As 30/06/2023	Nominal Value 2023	% GOK S/holding	Remarks
1	International Finance Corporation (IFC)	4,041	4,041,000	4,041	4,041,000		USD
2	African Trade Insurance Agency	292	29,200,000	292	29,200,000	14	USD
	African Development Bank paid up shares	6,394	63,940,000	6,394	63,940,000	1.396	SDR
3	African Development Bank callable shares	86,835	868,350,000	86,835	868,350,000	1.396	SDR
4	PTA Bank, Harare (Eastern Southern African Trade & Development.)	1,068	24,208,386	1,068	24,208,386		USD
5	Shelter Afrique (Class A)	15,829	158,290,000	21,061	210,610,000	18.37	USD
6	International Bank for Reconstruction & Development Washington DC	2,711	327,041,485	2,711	327,041,485		USD
7	Multilateral Investment Guarantee Agency	303	3,279,687	303	3,279,687		USD
8	East African Development Bank	3,800	51,300,000	3,800	51,300,000	27.03	USD
9	African Export - Import Bank	1,333	5,960,000	1,333	5,960,000		USD
10	African Reinsurance Corporation	25,800	2,580,000	25,800	2,580,000		USD
11	African 50	47,704	17,161,143	47,704	17,161,143		USD
12	ZEP-RE ( PTA Reinsurance Company)	498,687	498,687	498,687	498,687.00		USD



**Government of Kenya  
State Corporations, Semi-Autonomous Government Agencies and Public Funds  
Consolidated Financial Statements for the year ended 30<sup>th</sup> June 2023**

**4.6 Appendix VI: Statement of Arrears, Waivers, Exemptions and Treasury Undertakings**



**STATEMENT OF ARREARS, WAIVERS, EXEMPTIONS AND TREASURY UNDERTAKINGS FOR THE YEAR ENDED  
30<sup>TH</sup> JUNE, 2023**

**A. STATEMENT OF ARREARS OF REVENUE AS AT 30<sup>TH</sup> JUNE, 2023**

**(i) STATEMENT OF ARREARS AS AT 30th JUNE 2023 BY DEBT COMPONENTS (All figures in Kshs. Millions)**

Classification of Revenue	Description of Debt	Cumulative Amount of Arrears as at 30 <sup>th</sup> June, 2022				Cumulative Arrears as at 30 <sup>th</sup> June, 2023				
		Principal	Penalty	Interest	Total	Principal	Penalty	Interest	Erroneous, Doubtful / Uncollectable Debts	Total
Domestic Taxes	Legacy System Debt	83,882	18,941	74,965	177,788					
	iTax System Debt	869,107	194,679	303,772	1,367,558	994,097	193,785	340,292	-541,763	986,411
Sub Total		952,989	213,620	378,737	1,545,346	994,097	193,785	340,292	-541,763	986,411
International Trade Taxes	Customs Debt	7,006	4650	1257	12,913	9,191	1,978	2,020		13,189
<b>Total</b>		<b>959,995</b>	<b>218,270</b>	<b>379,993</b>	<b>1,558,259</b>	<b>1,003,288</b>	<b>195,762</b>	<b>342,312</b>	<b>-541,763</b>	<b>999,599</b>

**(ii) STATEMENT OF ARREARS OF REVENUE AS AT 30<sup>TH</sup> JUNE 2023 BY TAX HEAD**

	Balance as at July 2022	Arrears Received /accounted During the Year	Additions in Arrears for the Current Year to 30th June 2023	Erroneous, Doubtful / Uncollectable Debts	Total Arrears as at June 2023
Tax on income profits and capital gains	1,199,142,103,848	138,564,594,507	64,524,773,762		986,410,608,138
Taxes on goods and services	346,203,938,714	(51,174,186,670)	5,693,228,484	541,763,028,833	
Taxes on International Trade and Transactions	12,912,530,159	7,316,385,362	7,592,714,394		13,188,859,191
<b>Total</b>	<b>1,558,258,572,722</b>	<b>94,706,793,199</b>	<b>77,810,716,640</b>	<b>541,763,028,833</b>	<b>999,599,467,329</b>

**(iii) STATEMENT OF OUTSTANDING REVENUE AS AT 30<sup>TH</sup> JUNE 2023 BY AGE OF THE DEBT**

	Less than 1 Year	Between 1 to 2 Years	Between 2-3 Years	Over 3 Years	Erroneous, Doubtful / Uncollectable Debts	Total
Taxes on income profits and capital gains	64,524,773,762	127,284,514,512	117,351,620,472	815,941,374,357		
Taxes on goods and services	5,693,228,484	27,130,113,851	29,953,997,267	340,294,014,266	541,763,028,833	986,410,608,138
Taxes on International Trade and Transactions	2,414,002,707	1,497,579,796	4,436,559,798	4,840,716,890		13,188,859,191
<b>Total</b>	<b>72,632,004,953</b>	<b>155,912,208,158</b>	<b>151,742,177,538</b>	<b>1,161,076,105,513</b>	<b>541,763,028,833</b>	<b>999,599,467,329</b>



## Notes

### 1. Customs debt

Total Debt has been established to be Kshs. 13,189M including Kshs. 4,841M worth of hard-core debts at the Corporate Taxpayer Account Management Division.

### 2. Tax debts

The Tax debt as at 30th June 2023 amounts to Kshs. 986,410 M This debt excludes the following categories of debt amounting to Kshs. 541,763M.

- Tax in dispute and resolved disputes (Courts, TAT,ADR, Objections) not updated in the ledger amounting to Kshs. 510,500 M. Tax Ledgers are being updated after decision are being made and debt recovery enforced immediately decisions are made in favor of KRA.
- Erroneous VAT Auto Assessments (VAA) debts amounting to Kshs. 10,313 M. KRA is currently working on a system based solution to address the January 2019 VAA which were raised on 8th January, 2023 by mistake.
- Tax waivers of penalties and interest under processing amounting to Kshs. 20,950 M. With the enactment of Finance Act, 2023. This category of debts will be automatically waived under the Tax amnesty provided for in the Act.
- Tax Debt in Legacy system. KRA is unable to extract the tax debt data in the Legacy system due to system limitations given the obsolete technology. However the data is available in the individual taxpayers' ledger in the system and an exercise is being undertaken to clean it up and migrate the same to iTax system. The data in the ledgers cannot be extracted manually given the high volume of transaction involved.

Similarly the above mentioned tax debt of Kshs. 986,410 M includes the following categories of debts:

- Debts on penalties / fines Kshs. 193,784 M (20%) and interest. Kshs. 340,291 M (34%). Following the enactment of Finance Act, 2023 penalty and interest debts without corresponding principal debt under this category are set for automatic waiver as provided for in the new law.
- Public institutions tax debit balances (under reconciliation) amounting to Kshs. 245,544 M. Most of these debts are as a result of missing credits in tax ledgers as public institutions using the IPPD payroll system pay PAYE directly at CBK bypassing iTax system. Such missing payments are captured manually in iTax on continuous basis to clear the erroneous debts.
- It is worth noting that known erroneous debts in iTax system amounting to Kshs. 238, 378 M (see outright erroneous iTax Debts list) have not been considered in the preparation of this report. These debts are as a result of: missing credits (payments made and

**C. REPORT ON THE CUSTOMS TREASURY UNDERTAKINGS AT 30th JUNE 2023**

Month	Total CIF	Import Duty	Excise Duty	VAT	IDF	RDL	Total Taxes Undertaken (Kshs.)
Jul-22	691,141,015	60,955,166	8,641,072	108,683,390	11,103,348	5,653,485	195,036,462
Aug-22	1,780,092,568	53,526,819	10,248,489	278,255,790	12,013,987	6,045,257	360,090,342
Sep-22	1,845,939,791	44,052,230	42,765,746	267,980,318	8,833,157	1,313,110	364,944,561
Oct-22	2,618,858,816	25,162,186	24,445,044	406,602,047	3,933,106	683,429	460,825,811
Nov-22	3,175,233,131	66,610,538	66,812,072	465,841,903	9,254,932	-	608,519,444
Dec-22	157,193,956	41,653,915	24,249,125	9,631,607	5,501,788	1,203,950	82,240,386
Jan-23	441,867,822	35,321,900	24,183,443	55,221,458	7,284,140	2,227,691	124,238,633
Feb-23	920,455,574	32,770,243	32,770,243	126,299,944	4,587,833	-	196,428,263
Mar-23	440,338,668	69,239,818	20,373,250	29,305,329	15,411,897	7,176,951	141,507,245
Apr-23	98,406,355	24,601,600	6,275,271	-	3,444,222	1,466,120	35,787,214
May-23	20,187,631	5,046,913	4,252,733	0	706,574	63,535	10,069,754
Jun-23	-	-	-	-	-	-	-
<b>Totals</b>	<b>12,189,715,326</b>	<b>458,941,329</b>	<b>265,016,488</b>	<b>1,747,821,786</b>	<b>82,074,985</b>	<b>25,833,528</b>	<b>2,579,688,115</b>

**D. REPORT ON THE INCOME TAX TREASURY UNDERTAKINGS AT 30th JUNE 2023**

Month	ENI Kenya Undertakings	Public Private Partnership Undertakings	Total(2022/2023)
Jul-22	-	147,539,271	147,539,271
Aug-22	-	-	-
Sep-22	-	61,887,364	61,887,364
Oct-22	81,559,750	-	81,559,750
Nov-22	-	8,428,863	8,428,863
Dec-22	-	14,754,597	14,754,597
Jan-23	-	-	-
Feb-23	140,747,507	-	140,747,507
Mar-23	-	-	-
Apr-23	-	-	-
May-23	-	-	-
Jun-23	-	-	-
<b>TOTAL</b>	<b>222,307,257</b>	<b>232,610,096</b>	<b>454,917,353</b>

Approved By;



**David Mwangi**  
Ag. Commissioner DTD

Approved By;



**Pamela Ahago**  
Ag. Commissioner C&BC



