



**GOVERNANCE, JUSTICE, LAW AND ORDER  
SECTOR (GJLOS)  
FINANCIAL YEAR 2024/25 AND THE MEDIUM-TERM BUDGET**

**SECTOR REPORT**

**PRESENTED BY:**

**DR. SALOME M. BEACCO, CBS**

**Chair Person – GJLO Sector**

**Principal Secretary, State Department for Correctional Services**

**December, 2023**





# Presentation Outline



## 1. Introduction

- i. Sector Composition
- ii. Vision & Mission
- iii. Sector Strategic Goals/ Objectives
- iv. Role of Stakeholders

## 2. Sector Performance Review

- i. Key Achievements
- ii. Recurrent Expenditure Analysis
- iii. Development Expenditure Analysis

## 3. Budget Proposal for the FY 2024/25 and the Medium Term

- i. Sector Priority Programmes
- ii. Sector Targets for the MTEF Period 2024/25 – 2026/2027
- iii. Sector resource requirement verses allocation (recurrent & development)
- iv. Resource allocation criteria

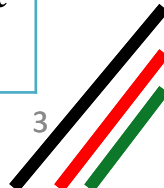
## 4. Cross Sector linkages, Emerging issues, Challenges, Key recommendations and Conclusions



# 1. Sector Composition



| Sub-Sector |  | Sub-Sector |   |
|------------|--|------------|---|
| 1.         | State Department for Correctional Services                         | 9.         | Office of the Registrar of Political Parties    |
| 2.         | State Department for Citizen Services                              | 10.        | Witness Protection Agency                       |
| 3.         | National Police Service  | 11.        | Kenya National Commission for Human Rights      |
| 4.         | State Department for Internal Security and National Administration | 12.        | Independent Electoral and Boundaries Commission |
| 5.         | The State Law Office   | 13.        | Judicial Service Commission                     |
| 6.         | The Judiciary  | 14.        | National Police Service Commission              |
| 7.         | Ethics and Anti-Corruption Commission                              | 15.        | National Gender and Equality Commission         |
| 8.         | Office of the Director of Public Prosecutions                      | 16.        | Independent Policing Oversight Authority        |





# Sector Vision & Mission

## **Vision**

A secure, just, cohesive, democratic, accountable and a transparent environment for a globally competitive and prosperous Kenya

## **Mission**


To ensure effective and accountable leadership, promote a just, democratic and secure environment with strong governance structures to achieve inclusive economic, social and political development



# Strategic Goals/Objectives



- Facilitate effective compliance with the Constitution, maintain peaceful coexistence, security, law and order as well as enhance administration of and access to justice;
- Strengthen the administrative, legal and policy coordination;
- Enhance and promote digitization of information gathering, processing, recording and sharing for effective service delivery;
- Increase use of geographical information systems in crime surveillance and mapping;
- Promote anti-corruption, ethics and integrity, national values and cohesion, as well as professionalism and impartiality in service delivery; and
- Enhance compliance with the standards of human rights, principles of equality, inclusion, cooperation and collaboration.





# Role of Stakeholders

| Stakeholder                                     | Role  |
|---|---|
| The Executive Office of the President           | Provide overall policy direction and leadership   |
| Government Ministries, Departments and Agencies | Formulation, coordination and implementation of Government policies, laws and regulations |
| County Governments.                             | Manage and Coordinate Devolved Units  |
| National Assembly and Senate                    | Legislation and oversight<br>Approval of annual budgets                                   |
| Development Partners                            | Provide technical and financial support   |



## Role of Stakeholders...

| Stakeholder                    | Role   |
|--------------------------------|--|
| Private Sector                 | <ul style="list-style-type: none"><li>❑ Collaboration and information sharing;</li><li>❑ Provide technical and financial assistance;</li><li>❑ Advocate and create awareness to the public on the Sector issues.</li></ul>   |
| Non-Governmental Organizations | <ul style="list-style-type: none"><li>❑ Promotion of good governance, human rights, inclusion, security;</li><li>❑ Collaboration and information sharing;</li><li>❑ Reception and registration of Asylum seekers and refugees;</li><li>❑ Advocate and create awareness to the public on the Sector issues.</li></ul> |



# Role of Stakeholders



| Stakeholder | Role  |
|-------------|---|
| The Public  | <ul style="list-style-type: none"><li><input type="checkbox"/> Respect to the rule of law;</li><li><input type="checkbox"/> Partners in social crime detection and prevention;</li><li><input type="checkbox"/> Custodian of norms and values;</li><li><input type="checkbox"/> They are co-agents in information gathering, supervision, rehabilitation, resettlement and reintegration of offenders;</li><li><input type="checkbox"/> Promoting and building partnership to intensify the fight against crime, drug abuse and trafficking;</li><li><input type="checkbox"/> Participation of citizens in the Constitution implementation process;</li><li><input type="checkbox"/> Demand accountability from leaders and have individual role in the fight against corruption and unethical conduct;</li><li><input type="checkbox"/> Compliance to court orders, terms of supervision and rehabilitation; and</li><li><input type="checkbox"/> To uphold the Rule of Law and respect for gender equality and freedom from discrimination.</li></ul> |
| The Media   | <ul style="list-style-type: none"><li>▪ Creates awareness on the status of implementation of Sector mandate; and</li><li>▪ Disseminate sector information on programmes, budgets, achievements and challenges.</li></ul>  |



**2. Sector Performance Review for the  
Period  
FY 2020/21-2022/23**

**Non Financial and Financial Performance  
Review**



## Key Achievements


- Contained 162,298 custodial offenders in safe and humane custody
- Provided 29,123 inmates and 17,881 staff with uniforms for enhanced welfare
- Recruited 8,022 prison officers
- Supervised 134,266 non – custodial offenders within the community
- Reintegrated and resettled 1,030 long serving ex- offenders within the society
- Issued 59.5 % of all e-passports applied



## Key Achievements.....



- Cleared 100 % all Kenyan citizens and Foreigner Passengers at the border points
- Issued 80 % Foreign Nationals Cards to qualifying foreigners
- Issued 100% National identity cards, Births and Deaths Certificates
- 11,032 Police Officers recruited and Confirmed
- Crime Rate per population of 100,000 reduced from 148 to 142





## Key Achievements.....



- Responded 100% to all reported cases of crime
- Completed cases under investigation within 28 days
- 75 officers trained on specialized investigations
- 80% of actionable Criminal Intelligence reports implemented
- Conducted 100% crime preventive operations
- Constructed 5 Security Roads





## Key Achievements.....

- Trained 4,438 National Government Administration officers on leadership
- Maintained 100% Maritime security surveillance
- Regulated 100% Betting and Gaming services
- All 47 counties reached with Amani club programs for enhanced Integrated and cohesive society
- 1, 230,957 people sensitized during Peace Building and Conflict Management forums
- 97.2 % of Samples scientifically analyzed and reports generated by Government Chemist





## Key Achievements.....



- Printed 138.8 million Documents through government printing services
- Conducted Public Education and Advocacy to 1,028 Public Sector Institutions on Alcohol and Drug Abuse
- 73,745 Persons with Substance Use Disorder counselled and referred to specialized agencies
- Prepared and disseminated 14 institutional research reports on matters related to crime.
- 3,749 Cases filed Against the Attorney General concluded





# Key Achievements.....

- 3,650 complaints against advocates investigated
- All government procurement contracts vetted within 14 days upon request by MDAs
- 432,501 business entities registered
- 114,833 Marriages registered and other applications processed
- 369 corruption and economic crime cases investigated





# Key Achievements.....



- 169 corruptly acquired assets traced and recovered
- 1,034,678 criminal cases litigated
- 92.4% Successful Conviction rate of all prosecuted cases
- Processed 100% all applications for provisional registration political parties
- 219 Political Parties officials sensitized on Public Finance Management Act, 2012
- 419 witnesses managed in the Witness Protection Programme.







# Key Achievements.....

- Conducted psychosocial assessments to 421 witnesses and related persons.
- 3,303 duty bearers' officers trained on human rights and fundamental freedoms
- 26 reports on state compliance with human rights standards and obligations submitted
- 73 institutions audited for compliance with Human rights Standards
- 100% vacancies filled in electoral positions





# Key Achievements.....

- 6 million new of eligible voters registered
- 5,900 voter education stakeholder forums conducted
- 950 agencies complied with gender and inclusion requirements
- 91.2% investigations against the police finalized





# Expenditure Analysis

## FY 2020/21-2022/23

### 1. Recurrent Expenditure Trends

- During FY 2020/21, FY 2021/22 and FY 2022/23 the sector actual recurrent expenditure was **Kshs. 173.39 billion, Kshs. 198.22 billion and Kshs. 208.32 billion** against an allocation of **Kshs. 176.87 billion, Kshs. 204.31 billion and Kshs. 212.45 billion** respectively. This translates to **98.03%, 97.02% and 98.06%** absorption level for the period under review.

### 2. Development Expenditure Trends

- Under development budget the sector expenditure amounted to **Kshs. 3.68 billion, Kshs. 8.27 billion, and Kshs. 4.35 billion** against an allocation of **Kshs. 4.53 billion, Kshs. 9.34 billion, Kshs. 4.67 billion** translating to **81.30%, 88.52% and 93.11%** absorption level for the FY2020/21, FY,2021/22 and FY 2022/23 respectively.

The analysis of the expenditure trends is shown on slides 20 and 21



# Recurrent Expenditure Analysis

## FY 2020/21-2022/23



| SECTOR: GOVERNANCE, JUSTICE, LAW & ORDER    |   |                 |            |            |                    |            |            |
|---|---|-----------------|------------|------------|--------------------|------------|------------|
| RECURRENT ANALYSIS OF PROGRAMME EXPENDITURE |   |                 |            |            |                    |            |            |
|   |   | APPROVED BUDGET |            |            | ACTUAL EXPENDITURE |            |            |
| Sector Name                                 | Description                             | 2020/21         | 2021/22    | 2022/23    | 2020/21            | 2021/22    | 2022/23    |
| GJLO SECTOR                                 | Gross                                   | 176,870.70      | 204,313.98 | 212,452.20 | 173,390.28         | 198,218.97 | 208,324.19 |
|   | AIA                                     | 2,654.08        | 2,759.08   | 2,184.40   | 1,769.94           | 2,743.11   | 843.70     |
|   | NET                                     | 174,216.62      | 201,554.90 | 210,267.80 | 171,620.34         | 195,475.86 | 207,480.49 |
|   | Compensation of employees               | 121,897.28      | 129,233.20 | 140,249.57 | 121,085.01         | 128,594.44 | 139,608.44 |
|   | Transfers                               | 7,157.75        | 9,342.88   | 5,964.69   | 6,263.16           | 8,953.66   | 5,817.40   |
|   | Other Recurrent                         | 47,814.82       | 65,738.56  | 66,237.93  | 46,099.22          | 60,671.23  | 62,893.17  |
|   | Utillites                               | 1,879.01        | 1,936.64   | 5,106.47   | 1,769.37           | 1,839.65   | 3,185.16   |
|   | Rent                                    | 1,452.80        | 1,385.21   | 2,111.87   | 1,330.68           | 1,297.02   | 1,983.31   |
|   | Insurance                               | 7,997.16        | 8,125.48   | 11,675.24  | 7,981.99           | 8,087.94   | 11,657.83  |
|   | Subsidies                               | -               | 13.00      | -          | -                  | 10.00      | -          |
|   | Gratuity                                | 161.11          | 111.97     | 105.53     | 111.53             | 106.07     | 143.06     |
|   | Contracted Guards and Cleaners Services | 207.48          | 199.60     | 218.00     | 190.12             | 203.18     | 189.79     |
|   | Others                                  | 36,117.26       | 53,966.66  | 47,020.82  | 34,715.53          | 49,127.37  | 45,734.01  |



# Development Expenditure Analysis

## FY 2020/21-2022/23

**SECTOR: GOVERNANCE, JUSTICE, LAW & ORDER**

### DEVELOPMENT ANALYSIS OF PROGRAMME EXPENDITURE

| Sector Name         | Description | Approved Budget |          |          | Actual Expenditure |          |          |
|---------------------|-------------|-----------------|----------|----------|--------------------|----------|----------|
|                     |             | 2020/21         | 2021/22  | 2022/23  | 2020/21            | 2021/22  | 2022/23  |
| <b>GJLOS SECTOR</b> | Gross       | 4,529.45        | 9,344.42 | 4,674.51 | 3,682.23           | 8,271.95 | 4,352.27 |
|                     | GOK         | 4,270.45        | 7,632.92 | 3,766.88 | 3,496.15           | 6,963.55 | 3,707.52 |
|                     | Loans       | -               | 660.00   | -        | -                  | 374.00   | -        |
|                     | Grants      | 189.00          | 1,051.50 | 907.63   | 156.08             | 934.40   | 644.76   |
|                     | Local AIA   | 70.00           | -        | -        | 30.00              | -        | -        |

# **3. MEDIUM TERM PRIORITIES AND FINANCIAL PLAN FOR THE MTEF PERIOD 2024/25 – 2026/27**



# Sector Targets For The MTEF Period 2024/25 – 2026/27



- Contain 191,000 high and medium risk custodial offenders in safe and humane custody
- Provide 145,000 inmates with uniforms and Kit 85,047 staff with to enhance their welfare
- Offer psychological counselling services to 192,000 inmates
- Train 7,284 prisons officers on various courses
- Supervise 139,000 non – custodial offenders within the community





# Sector Targets For The MTEF Period 2024/25 – 2026/27



- Rehabilitate and Reintegrate 90,950 non – custodial offenders within the society
- Provide 3,600 needy and deserving ex-offenders provided vocational training
- Acquire 42 title deeds for untitled prison land
- Issue 100 % of all e-passports applied
- Process 100% all work permits requested
- Issue 100% all applied and approved visas
- Operationalize 100% refugee master plan (Ushirika Plan)
- Connect 167 Agencies to E-citizen portal







## Sector Targets For The MTEF Period 2024/25 – 2026/27 cont'd...

- Onboard 33,700 government services to e-citizen portal
- Upgrade 100% IPRS System for optimal operations
- Issue 100% National identity cards, Births and Deaths Certificates applied
- Recruit 15,000 Police Officers
- Reduce Crime Rate per population of 100,000 from 142 to 123
- Provide 100% security surveillance and coordination services



## Sector Targets For The MTEF Period 2024/25 – 2026/27 cont'd...

- Offer 18 specialized programmes/courses to police officers
- Train 47,173 serving police officers across the various cadres to improve policing services
- Acquire 100% assorted security & communication equipment for combating crime
- Implement 100% community policing programme in all police stations
- Provide 100 % security coverage in all regions
- Kit 100% all police officers



## Sector Targets For The MTEF Period 2024/25 – 2026/27 cont'd...



- Respond 100% to all reported cases of crime
- Complete 100% all cases under investigation
- Train 1,500 DCI officers on specialized investigations
- Equip 100% the forensics laboratory
- Conduct 100% crime preventive operations
- Train 13,000 National Government Administration officers on mandatory courses





# Sector Targets For The MTEF Period 2024/25 – 2026/27 cont'd...



- Maintain 100% Maritime security surveillance
- Conduct Amani club programs for enhanced Integrated and cohesive society to 47 counties
- Sensitize 36,410 people during Peace Building and Conflict Management forums
- Conduct Public Education and Advocacy to 150,000 out of school youth Public on Alcohol and Drug Abuse
- Provide counseling and referral services to 78,000 persons with substance use disorders





## **Sector Targets For The MTEF Period 2024/25 – 2026/27 cont'd...**


- Prepare and disseminate 18 institutional research reports on crime for implementation
- Conclude 5,100 Cases filed Against the Attorney General
- Provide 100% Researched Legal opinions in all civil disputes within 7 days
- Register 465,700 business entities
- Investigate and finalize 100% complaints filed against advocates



# Sector Targets For The MTEF Period 2024/25 – 2026/27 cont'd...



- Draft 100% all requested bills to harmonize existing laws with the Constitution drafted upon request from MDAs
- Draft 100% all substantive subsidiary legislations within 30 days upon request from MDAs
- Vet 100% and provide legal advice on government procurement contracts vetted within 20 days upon request by MDAs
- Register and process 240,000 Marriages and other applications under the Marriage Act.
- Investigate and complete 1,292 corruption and economic crime cases





## Sector Targets For The MTEF Period 2024/25 – 2026/27 cont'd...



- Avert estimated loss of public funds valued at Kshs 25 billion
- Recover corruptly acquired assets, unexplained wealth and irregularly obtained benefits valued at Kshs 11.7 billion
- Provide Litigation services to 1,205,000 criminal cases
- Successfully attain a conviction rate of 94.5% all prosecuted cases
- Process 100% all applications for both provisional and full registration of political parties
- Sensitize 270 Political Parties officials on Public Finance Management Act



# Sector Targets For The MTEF Period 2024/25 – 2026/27 cont'd...



- Manage 470 witnesses in the Witness Protection Programme.
- Conduct psychosocial assessments to 675 witnesses and related persons.
- Train 4,220 duty bearers' officers on human rights and fundamental freedoms
- Prepare and submit 38 reports on state compliance with human rights standards and obligations
- Audit 115 institutions for compliance with Human rights Standards
- Sensitize 1,053,000 members of public on human rights and fundamental freedoms







# Sector Targets For The MTEF Period 2024/25 – 2026/27 cont'd...



- Fill 100% all vacancies in the electoral positions
- Register 5.5 million new of eligible voters
- Conduct 714 voter education stakeholder forums
- Audit 30 institutions for compliance with requirements for participation of SIGs in the development agenda (Including the two thirds)
- Finalize 3,972 targeted investigations against the police
- Inspect 3,496 police premises





# Sector Resource requirements vs Allocations – Recurrent



## 1. Recurrent Budget

In FY 2024/25, FY 2025/26 and FY 2026/27 the Sector requires a total of **Kshs. 331.35 billion**, **Kshs. 327.39 billion** and **Kshs. 340.91 billion** against an allocation of **Kshs. 210.58 billion**, **Kshs. 224.42 billion** and **Kshs. 253.92 billion** respectively.

## 2. Development Budget

In FY 2024/25, FY 2025/26 and FY 2026/27 the Sector requires a total of **Kshs. 48.88 billion**, **Kshs. 47.92 billion** and **Kshs. 47.52 billion** against an allocation of **Kshs. 16.67 billion**, **Kshs. 21.50 billion** and **Kshs. 22.97 billion** respectively.

Analysis of Sector and Programmes resource requirements versus allocation is shown on **slides 35-39**





# Analysis of Recurrent and Development Requirements Vs Allocation

| Description        | Baseline   | Resource Requirement<br>(Kshs. Million) |            |            |            | Resource Allocation<br>(Kshs. Million) |            |  |
|--------------------|------------|---|------------|------------|------------|--|------------|--|
|                    | '2023/24   | 2024/25                                 | 2025/26    | 2026/27    | 2024/25    | 2025/26                                | 2026/27    |  |
| <b>Recurrent</b>   | 199,195.54 | 331,346.44                              | 327,394.24 | 340,909.13 | 210,582.33 | 224,421.01                             | 253,918.98 |  |
| <b>Development</b> | 8,021.62   | 48,882.85                               | 47,915.31  | 47,516.73  | 16,666.55  | 21,504.40                              | 22,966.20  |  |
| <b>Total</b>       | 207,217.16 | 380,229.29                              | 375,309.55 | 388,425.86 | 227,248.88 | 245,925.41                             | 276,885.18 |  |



# Sector Resource Requirements Vs Allocation Per Programme (Kshs. Million)



| PROGRAMMES  | Baseline   | Resource Requirement |            |            | Resource Allocation |            |            |
|---|------------|----------------------|------------|------------|---------------------|------------|------------|
|   | '2023/24   | 2024/25              | 2025/26    | 2026/27    | 2024/25             | 2025/2026  | 2026/27    |
| Prison Services                                       | 32,820.68  | 63,269.50            | 57,815.71  | 63,722.00  | 33,875.87           | 6,503.00   | 48,192.40  |
| Probation & After Care Services                       | 2,456.27   | 2,979.47             | 3,088.57   | 2,926.04   | 2,637.95            | 2,903.64   | 2,930.66   |
| General Administration, Planning and Support Services | 560.25     | 1,152.18             | 1,163.67   | 1,304.06   | 625.99              | 664.45     | 805.81     |
| Population Management Services                        | 5,987.54   | 13,986.08            | 14,113.48  | 14,547.57  | 7,789.43            | 9,564.19   | 9,381.17   |
| Migration & Citizen Services Management               | 5,389.79   | 11,315.45            | 11,065.15  | 10,484.91  | 6,572.20            | 8,087.40   | 11,645.85  |
| General Administration and Support Services           | 603.46     | ,816.77              | 2,008.21   | 2,263.90   | 1,191.68            | 1,350.87   | 1,711.75   |
| Policing Services                                     | 106,498.34 | 171,890.69           | 171,931.24 | 173,475.96 | 114,611.69          | 122,410.28 | 135,344.29 |





# Sector Resource Requirements Vs Allocation Per Programme ( Kshs. Million) Cont...



| PROGRAMMES  | Baseline  | Resource Requirement |           |           | Resource Allocation |           |           |
|---|-----------|----------------------|-----------|-----------|---------------------|-----------|-----------|
|   | '2023/24  | 2024/25              | 2025/26   | 2026/27   | 2024/25             | 2025/2026 | 2026/27   |
| General Administration and Support Services           | 1,043.23  | 23,826.11            | 24,237.00 | 24,448.79 | 15,223.07           | 17,403.16 | 18,459.46 |
| National Government & Administration                  | 25,698.89 | 23,749.06            | 33,493.97 | 35,328.34 | 18,506.46           | 19,583.15 | 19,889.13 |
| Policy Coordination Services                          | 1,498.69  | 2,343.38             | 2,326.68  | 2,306.51  | 1,556.95            | 1,613.21  | 1,687.22  |
| Legal services  | 3,002.43  | 6,121.04             | 5,951.56  | 6,730.29  | 3,090.13            | 3,249.97  | 3,400.62  |
| Governance, Legal Training and Constitutional Affairs | 2,042.80  | 3,641.59             | 3,625.71  | 3,905.01  | 2,033.33            | 2,149.34  | 2,288.50  |
| General Administration, Planning and Support Services | 1,366.38  | 4,068.11             | 2,355.57  | 3,699.61  | 1,380.19            | 1,500.55  | 1,547.77  |



# Sector Resource Requirements Vs Allocation Per Programme ( Kshs. Million) Cont...



| PROGRAMMES  | Baseline | Resource Requirement |           |           | Resource Allocation |           |          |
|---|----------|----------------------|-----------|-----------|---------------------|-----------|----------|
|   | '2023/24 | 2024/25              | 2025/26   | 2026/27   | 2024/25             | 2025/2026 | 2026/27  |
| Ethics and Anti-Corruption                                | 3,891.76 | 7,297.87             | 7,660.87  | 8,114.67  | 3,957.85            | 4,195.05  | 4,401.14 |
| Public Prosecution Services                               | 3,642.04 | 5,160.00             | 5,347.00  | 5,575.00  | 3,684.52            | 3,896.47  | 4,080.87 |
| Registration, Regulation and Funding of Political Parties | 2,072.56 | 10,909.75            | 7,934.46  | 8,551.84  | 1,999.79            | 2,012.98  | 2,026.97 |
| Witness Protection  | 744.74   | 1,478.14             | 1,578.71  | 1,643.40  | 781.95              | 903.58    | 922.51   |
| Protection and Promotion of Human Rights                  | 529.80   | 816.57               | 911.27    | 1,010.84  | 523.46              | 532.22    | 541.63   |
| Management of Electoral Processes                         | 4,356.49 | 18,809.53            | 12,812.45 | 11,949.49 | 4,345.28            | 4,455.12  | 4,622.83 |





# Sector Resource Requirements Vs Allocation Per Programme ( Kshs. Million) Cont...



| PROGRAMMES   | Baseline          | Resource Requirement |                   |                   | Resource Allocation |                   |                   |
|--|-------------------|----------------------|-------------------|-------------------|---------------------|-------------------|-------------------|
|  | '2023/24          | 2024/25              | 2025/26           | 2026/27           | 2024/25             | 2025/2026         | 2026/27           |
| Delimitation of Constituencies Electoral Boundaries          | 291.85            | 191.16               | 111.60            | 123.99            | 32.75               | 33.24             | 31.94             |
| National Police Service Human Resource Management            | 1,193.51          | 2,090.84             | 2,308.43          | 2,571.62          | 1,269.45            | 1,297.08          | 1,326.51          |
| Promotion of Gender Equality and Freedom from Discrimination | 472.94            | 1,005.00             | 1,055.24          | 1,108.02          | 467.95              | 506.32            | 515.29            |
| Policing Oversight Services                                  | 1,052.70          | 2,311.00             | 2,413.00          | 2,634.00          | 1,090.94            | 1,110.15          | 1,130.86          |
| <b>TOTAL</b>   | <b>207,217.16</b> | <b>380,229.29</b>    | <b>375,309.55</b> | <b>388,425.86</b> | <b>227,248.88</b>   | <b>245,925.41</b> | <b>276,885.18</b> |



## **4. Cross-Sector Linkages, Emerging Issues, Challenges, Recommendations and Conclusion**

**Slides 41-43 show how the Sector interlinks and relates with other Sectors**







# Cross-Sector Linkages



- The GJLOS creates a secure operating environment to Agriculture Rural and Urban Development (ARUD) While ARUD provide requisite information for its operation and programmes in particular achievement of food security under the National Priorities.
- GJLOS provide conducive legal and political environment to Energy Infrastructure and ICT (EII) while EII helps in development of bills of quantities and supervision of projects as well as technological improvements in ICT solutions and innovations .
- The GJLOS helps in provision of security and attainment of relevant government policies to General Economic and Commercial Affairs (GECA) while GECA creates opportunities for fair trade and consumer protection, enforcement of standards and investment both nationally and regionally.





# Cross-Sector Linkages



- GJLOS help in formulation and enforcement of laws and standards to Health Sector while the sector supports the GJLO sector in sustaining health standards and guidelines in public and private health institutions for productive life.
- GJLOS supports in providing security to learning institutions, management of examinations, development and enforcement of necessary educational laws and policies while the Education sector supports the sector in provision of policy guidance in capacity building for human capital for its learning programmes.
- GJLOS supports the Public Administration and International Relations (PAIR) sector in provision of security, enhancement of accountability, governance and rule of law while PAIR ensures harmony and cohesion in the country, resource allocation; and ensures accountability and transparency.





# Cross-Sector Linkages

- GJLOS and national security sector plays a complementary role in providing and improving the country's safety and security through information sharing on matters of security.
- GJLOS support in enforcing laws and policies to promote social rights while Social Protection improves welfare of the vulnerable and nurture talent of sports men and women of our sector.
- GJLOS collaborates with Environment Protection Water and Natural Resource (EPWNR) Sector in the development and enforcement of policies and laws relevant for environmental protection while EPWNR supports GJLOS in providing policy direction and enforcement of Law on management of environment and natural resources including the climate financing.



# Emerging Issues



- Cyber Crime/Security.
- Increased Radicalization and Extremism.
- Complex and emerging crimes;
- Emerging new areas of business environment
- Technology Aided Corruption.





# Challenges



- Alcohol and Drug Abuse leading to diminished productivity, loss of lives and societal values.
- Human Trafficking-emigrants and illegal immigrants enter and exit the country through ungazetted entry points.
- Limited Adoption of ICT
- Upsurge of Court awards.
- Gaps in the Legal and regulatory framework.
- Inadequate Budgetary Allocations
- Cross-Border Conflicts and Regional Instability
- Corruption and unethical conduct





## Recommendations



- Enhance cross border security collaboration.
- Review existing legal framework and policies.
- FastTrack the review of Policy, Legislative and Institutional Reforms.
- Adopt a holistic society approach to reduce population level harms arising from Alcohol and Drug abuse.
- Upgrade ICT infrastructure development.
- Acquisition of specialized equipment's and infrastructure for containment of crimes such as terrorism/extremism.
- Enhance technical skills and competencies in virtual and financial intelligence.





# Conclusion



- The sector plays a critical role in ensuring a secure, just, cohesive, democratic, accountable and a transparent environment for a globally competitive and prosperous Kenya;
- The sector posted an above average performance on all programmes amidst a myriad challenges.
- There is a significant variance in the resource requirement vs the allocation and the sector has proposed various interventions within the MTEF period.
- The Sector will continue to strengthen and maintain partnerships with other sectors to ensure that the cross-sector linkages are fully exploited.







**THANK YOU**

**GOD BLESS KENYA**