



# Governance Justice Law & Order (GJLO) Sector



**Medium-Term Expenditure Framework (MTEF) 2025/26 – 2027/28**

**Presented by : DR. RAYMOND OMOLLO, PhD, CBS**  
**Date: 20<sup>TH</sup> NOVEMBER, 2024**

# Presentation Outline

## 1. Introduction

1. Sector Composition & mandates
2. Strategic Focus - Vision & Mission
3. Sector Strategic Goals/ Objectives
4. Role of Stakeholders

## 2. Sector Performance Overview

1. Review of sector programmes performance – outputs, performance indicators & targets
2. Recurrent Expenditure Analysis
3. Development Expenditure Analysis
4. Pending Bills

## 3. Budget Proposal for the FY 2025/26 and the Medium Term

1. Sector Priority Programmes
2. Sector Targets for the MTEF Period 2025/26 - 2027/2028
3. Sector resource requirement verses allocation (recurrent & development)
4. Resource allocation criteria

## 4. Cross Sector linkages, Emerging issues, Challenges, Key recommendations and Conclusions



# Sector Composition & Mandate(s)

The GJLO Sector is composed of **14 sub-sectors & 14 Semi-Autonomous Government Agencies (SAGAs)**

- 1. State Department for Correctional Services:** Responsible for correctional services, reform of penal justice, prison enterprises, and policies for incarcerated minors (KPS, PACS, General Administration).
- 2. State Department for Immigration and Citizen Services:** Manages migration services, population registration, data management, and e-citizen services.
- 3. National Police Service:** Protects life and property, maintains law and order, investigates crimes, and provides specialized services (e.g., border patrol, stock theft prevention).
- 4. State Department for Internal Security and National Administration:** Oversees internal security, coordinates National Government functions in counties, policies on internal security, national crime research, and security personnel training.
- 5. State Law Office (SLO):** Advises government bodies on legislative, constitutional, international law, human rights matters, and represents the government in legal proceedings.
- 6. Ethics and Anti-Corruption Commission (EACC):** Prevents and combats corruption and economic crimes, promotes ethics, law enforcement, and public education.
- 7. Office of the Director of Public Prosecutions (ODPP):** Prosecutes criminal cases independently without external influence.
- 8. Office of the Registrar of Political Parties (ORPP):** Registers and regulates political parties, administers the Political Parties Fund.
- 9. Witness Protection Agency (WPA):** Provides protection to witnesses facing threats due to cooperation with law enforcement.
- 10. Kenya National Commission on Human Rights (KNCHR):** Promotes and protects human rights and constitutionalism.
- 11. Independent Electoral and Boundaries Commission (IEBC):** Supervises elections, referenda, and regulates electoral boundaries.
- 12. National Police Service Commission (NPSC):** Manages human resources for the National Police Service.
- 13. National Gender and Equality Commission (NGEC):** Promotes gender equality and fights discrimination, focusing on special interest groups.
- 14. Independent Policing Oversight Authority (IPOA):** Provides civilian oversight of police operations.



## **Semi-Autonomous Government Agencies (SAGAS)**

- 1. National Authority for the Campaign Against Alcohol and Drug Abuse(NACADA)**
- 2. Firearms Licensing Board**
- 3. National Crime Research Centre**
- 4. Public Benefit Organizations Regulatory Authority**
- 5. Private Security Regulatory Authority Board**
- 6. National Cohesion and Integration Commission**
- 7. Assets Recovery Agency (ARA)**
- 8. Business Registration Service (BRS)**
- 9. Kenya Law Reform Commission (KLRC)**
- 10. Auctioneers Licensing Board (ALB)**
- 11. National Council for Law Reporting (NCLR)**
- 12. Kenya School of Law (KSL)**
- 13. Nairobi Centre for International Arbitration (NCIA)**
- 14. Council of Legal Education (CLE)**

# Sector Strategic Focus

## Vision:

- A secure, just, cohesive, democratic, accountable, and transparent environment for a globally competitive and prosperous Kenya.

## Mission:

- To ensure effective and accountable leadership, promote a just, democratic, and secure environment with strong governance structures for inclusive economic, social, and political development.

## Strategic Objectives of the Sector

- Facilitate effective compliance with the Constitution for peaceful co-existence, security, law and order, redress, accountability, and access to justice.
- Strengthen administrative, legal, and policy coordination.
- Promote digitization in information gathering, processing, recording, and sharing for better service delivery.
- Increase use of geographical information systems for crime surveillance and mapping.
- Promote anti-corruption, human rights, ethics, integrity, national values, cohesion, and impartiality in service delivery.
- Enhance equality, inclusion, and regional/international cooperation for state and non-state actors.
- Enhance migration management and population registration.



# Sector Programme Performance

**Analysis of Programme Performance 2021/22 -2023/24**





## Prison Services, Probation & After Care Services

- Contained **63,178 inmates** in safe custody.
- Provided treatment programs to **1,363 boys and girls** in Borstal institutions and Youth Corrective Training Centre (YCTC).
- Supplied **57,996 pairs of uniforms** to staff and **39,200** pieces of bedding and linens to inmates.
- Facilitated the expeditious administration of justice by preparing and submitting **198,331** social inquiry reports to courts and other government penal and statutory organs.
- Rehabilitated and reintegrated **124,246** offenders into the community.
- Supported **3,480** needy and deserving probationers in accessing formal and vocational education.
- Supervised **125,117** offenders on probation and 128,353 on Community Service Orders (CSOs)



## Migration & Citizen Services, Population Management Services

- **539,810** passports Issued ,
- **666,475** Electronic Travel Authorization (ETA) Issued
- **824,364** ID cards (2nd generation) Issued
- **972,630** Maisha cards (3rd generation) Issued
- **1,168,151**(74.7%) births (and 204,498 (44.9%) deaths;
- **145,746** registered;
- **20,721** services identified for onboarding whereby **17,692** Government services were onboarded onto the e-Citizen platform and **19** Government agencies connected to the Maisha Integrated Database.
- **21** National registries, 25 Civil registries and 2 Immigration offices operationalized.
- The **Kenya Vital Statistics Report (KVSr 2023)** developed and disseminated;
- The Presidential directive on visa free regime implemented and **high end Passport Personalization Printers** were acquired

## Policing Services

- Completed Construction of NPS Referral Hospital –Mbagathi
- Reduced crime rate per population of 100,000 from **148** to **142**
- Provided 100% security Coverage to VIPs, Critical Infrastructure and Government buildings
- Completed investigation of **102,275** out of **110,080** reported traffic cases
- Issued **1,000,841** Police Clearance Certificates
- Equipped forensic laboratory with up to **51.88% level** of equipping to aid Investigations
- **Completed 7** previously stalled construction projects
- **Operationalized 18 Administration** Police Sub-County Headquarters for better delivery of policing services





## **National Government Field Administration Services & Policy Coordination Services**

- **1,441 officers** trained on mandatory courses.
- Marked all State- and Civilian-Owned Firearms for traceability and safety.
- **892,757 Kenyans sensitized** on climate change-related conflicts and alternative dispute resolution mechanisms.
- Conducted **four (4)** thematic crime research studies, including evaluations of the Bail and Bond Policy Guidelines, livestock rustling, illicit alcohol and drug trafficking, and the link between religion and crime in Kenya.
- **1,500 Public Benefits Organizations (PBOs)** Registered
- **10,145,910 parents and caregivers** reached through public awareness campaigns on positive parenting and healthy social environments, using community dialogues, religious forums, schools, media engagements, and webinars.
- Coordinated **disaster response and rescue operations** during the October-December 2023 and March-May 2024 rainy seasons.
- **10 inter- and intra-community mediation, dialogue,** and reconciliation forums held in 9 counties: Kericho, Kisumu, Garissa, Samburu, Marakwet, Wajir, Kilifi, Mombasa, and Nakuru



# Legal Services , Governance, Legal Training & Constitutional Affairs

- **Civil Litigation & Legal Ethics:** 5,214 cases against the government concluded, 681 international judicial cooperation requests processed, 2,940 international law advisories, 987 commercial advisories, 366 bilateral/multilateral agreements advisories, 929 other advisories to MDAs.
- **Legislation & Registration:** 71 bills and 627 Subsidiary Legislation drafted, KShs. 1.01 billion worth of assets and cash forfeited, 13,197 estates/trusts matters finalized releasing KShs. 226.73 million, 110,023 marriages, 2,124 societies, and 28 coats of arms registered (KShs. 303.37 million generated), 414,474 business entities registered (KShs. 3.31 billion revenue), 375 affidavits filed against advocates, legal aid to 922,579 vulnerable individuals.
- **Civic education on the Constitution in 42 counties, 19,316 opinion leaders** sensitized on corruption, 332 people empowered through social audits/public forums, 2,197 auctioneers licensed, 1,440 auctioneers inspected, 11,400 copies of Laws of Kenya and 46,510 specialized digests published, 10 regional/international reports prepared.
- **Training :** 4,434 lawyers trained under ATP, 503 students trained under PTP, 14,956 ATP candidates examined with 4,924 admitted to the Bar.



## Ethics & Anti-Corruption

- **377** investigation files on corruption cases completed
- **681** files processed on economic crimes
- **Kshs. 10.957B** in potential losses averted
- **Kshs. 17.68B** recovered from corruptly acquired assets
- **37.77 million** Kenyans reached through awareness and sensitization on ethics & Anti-corruption

## Public Prosecution Services

- **Prosecution Performance:** Conviction rate of **93.12%**, consistently above 90%.
- **Decision to Charge & Alternatives to Trial:** DTC enhanced justice, reduced Petty cases, and safeguarded the judicial system; Plea bargaining and diversion sped up case resolution, cutting backlog.
- **Case Management (Uadilifu):** Increased efficiency and transparency with integration into Judiciary's E-filing system.
- **Prosecution Training Institute (PTI):** PTI operational with new facilities and Diploma in Prosecutions, enhancing prosecutor skills



## Registration, Regulation and Funding of Political Parties

- **15 political parties** successfully registered and issued certificates
- **238** National Governing Officials **and 444** County Political Party officials sensitized on Leadership and Governance
- Political Parties (Amendment) Bill, 2021 enacted and Membership Regulations, 2021 approved
- **5 new county offices** established and operationalized
- Developed Finance, Accounts, and Procurement Policy Manual for political parties to ensure prudent financial management

## Witness Protection

- The number of threatened and intimidated witnesses protected increased from **129** NO. in the FY2020/21 to **167** NO. in the FY2022/23
- The Number of days taken to relocate witnesses and related persons reduced from **six (6)** days in the FY2020/21 to **three (3) days** in FY2022/23
- The Number of days taken to resettle and re-integrate witnesses reduced from **ten (10) days** in the FY2020/21 to **six (6) days** in the FY2022/23

## Promotion & Protection of Human Rights

- **8,614 Human rights complaints** resolved on issues like **refugee rights** and **labor disputes**
- **34 PIL cases** attended building jurisprudence on **Extra-judicial killings , elections , BHR**
- **3,860 MDAs & private actors trained on Human Rights & fundamental Freedoms**
- Sensitized **277,332 people** via public forums and **10 million** through media on Human rights
- **79 laws/policies reviewed** and **73 audits** for Human Rights Standards compliance



## Management of Electoral Processes

- Successfully defended 14 election petitions , 47 On-going
- Electoral Reforms agenda & Voter Education initiated in Readiness for 2027 Election

## National Police Service Human Resource Management

- **5,900 Police Officers** & 1,121 Civilian Staff Recruited
- **3,036 Police Officers** & **143** Civilian Staff
- **548** Discipline Cases & **640** Appeal Cases resolved
- **5** Regional Offices & **6** Counseling Centers established
- **64,880 Police Officers** provided with Psychosocial support
- **1.5 Million** Commission documents digitized

## Promotion of Gender Equality & Freedom from Discrimination

- **77 Counties/Institutions** Audited for compliance with SIGs participation and the two-thirds rule.
- **201 reports** on compliance with the two-thirds rule and 5% disability requirement analyzed.
- **78% of Gender** discrimination complaints processed.
- **Study on clean solutions uptake among SIGs in Kenya** conducted.



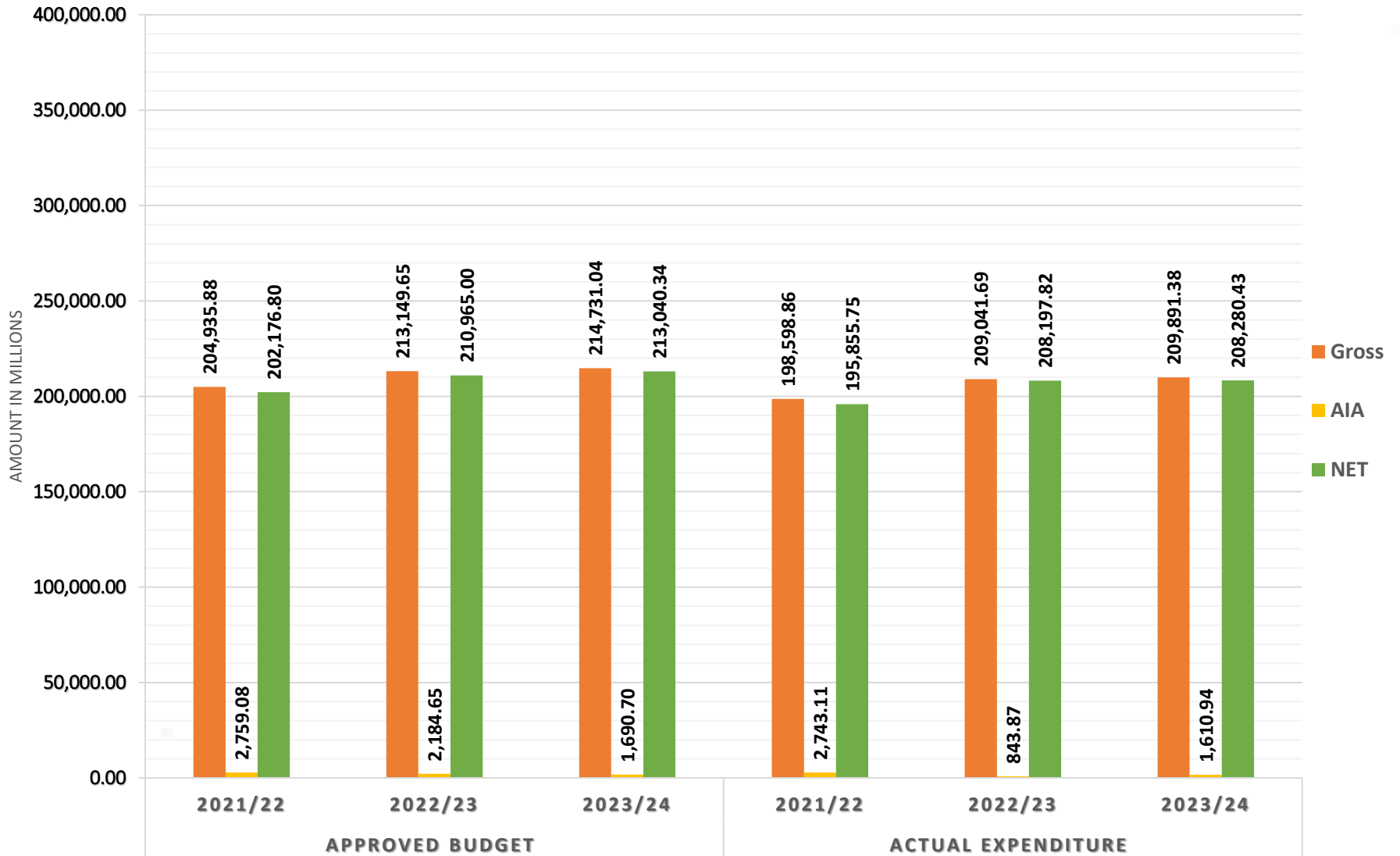
## **Policing Oversight Services**

- **11,003 complaints** on police misconduct processed
- **2,633 cases** investigated with recommendations for prosecution and disciplinary action
- **463 case files** submitted to ODPP for further action
- **23 officers** convicted for offenses including death, serious injuries, sexual offenses, and neglect of duty
- **2,285 police facilities** inspected and **269 police operations** monitored



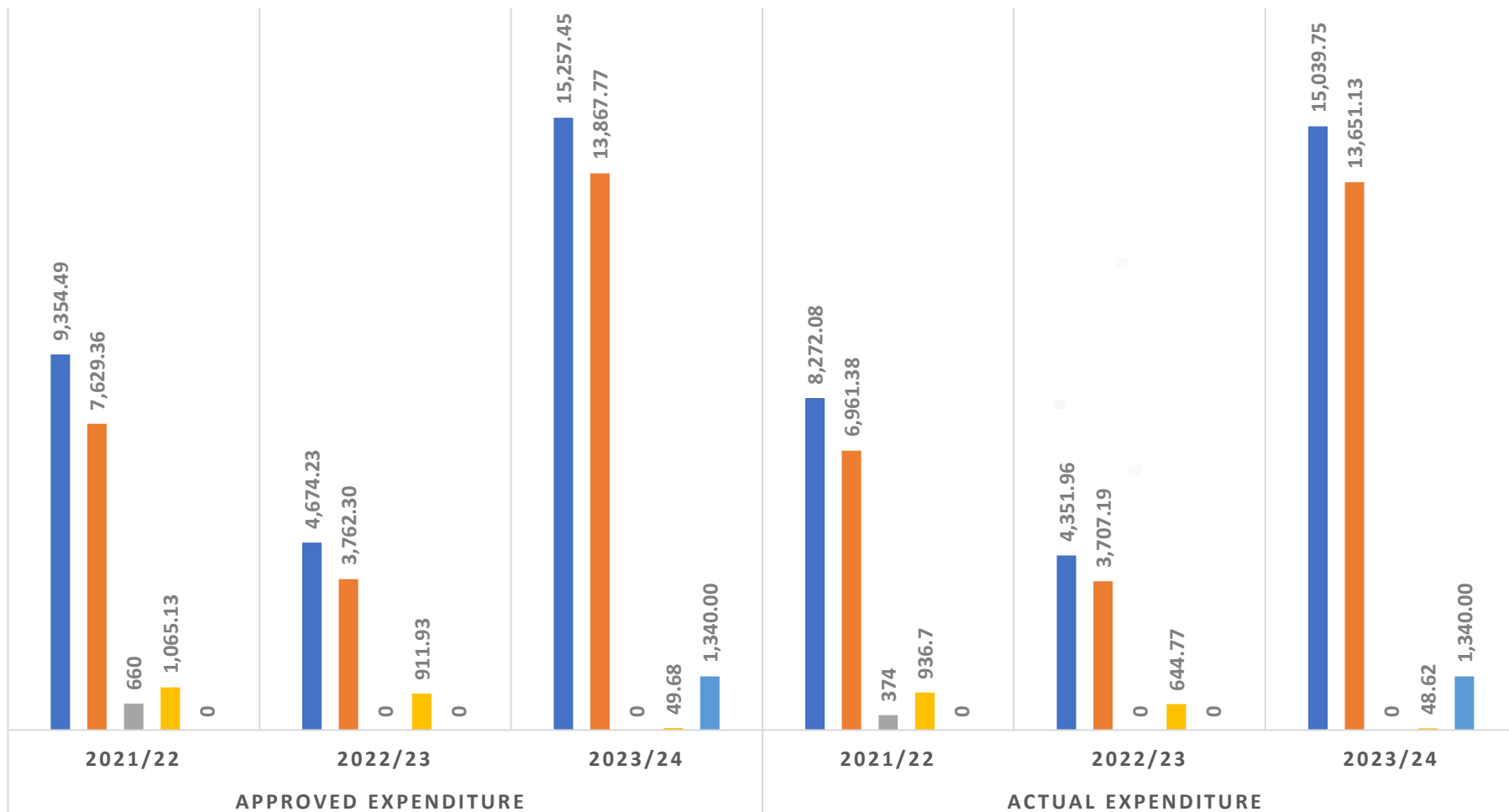


**Table 2.2: Analysis of Recurrent Expenditure Trends for FY 2021/22 – 2023/24**



## ANALYSIS BY CATEGORY OF EXPENDITURE: DEVELOPMENT (KSH. MILLION)

■ Gross   
 ■ GOK   
 ■ Loans   
 ■ Grants   
 ■ Local AIA



# Budget Proposal for the FY 2025/26 & the Medium Term



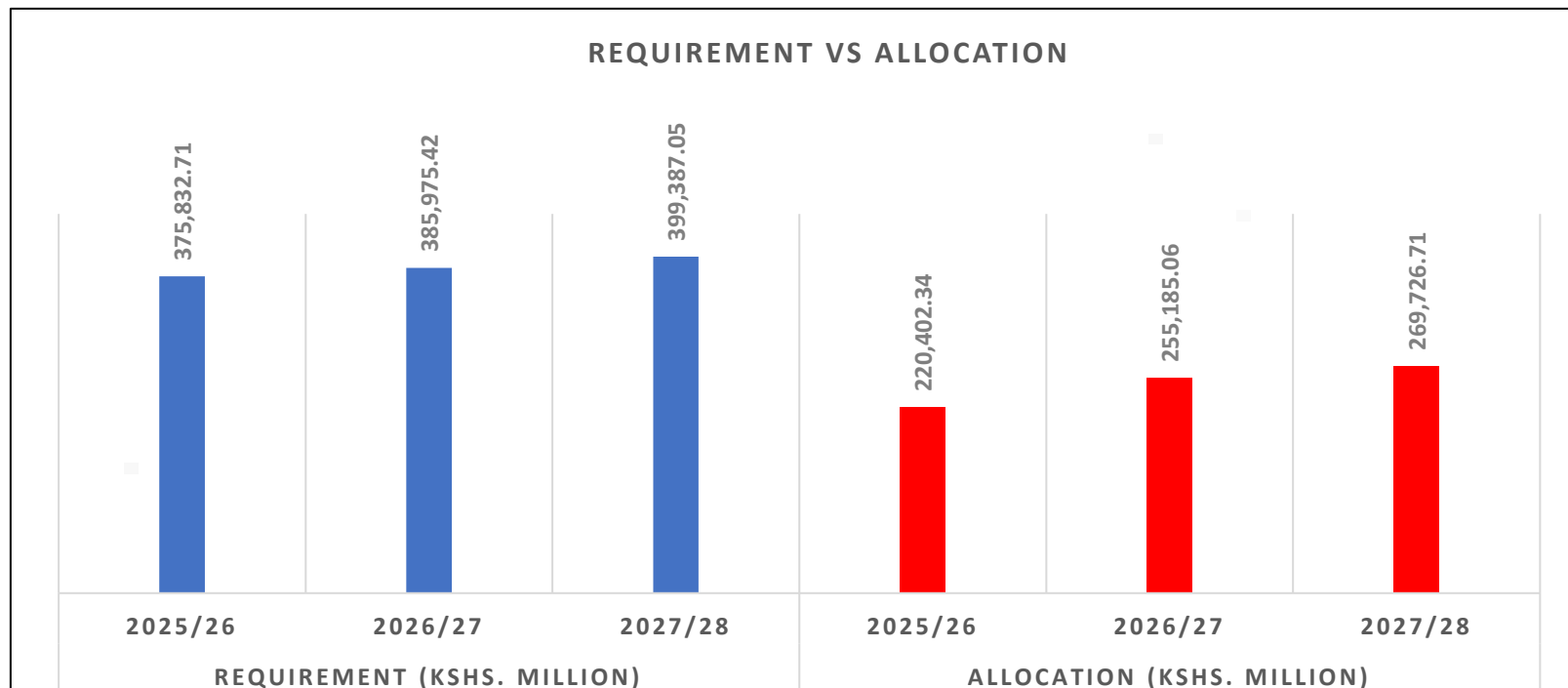
# Analysis of Sector Resource Requirement versus Allocation

- The Governance, Justice, Law and Order Sector has a budgetary requirement amounting to Kshs. **441,618** million, Kshs. **448,390 million** and Kshs. **463,354** million for the Financial Years 2025/26, 2026/27, and 2027/28 respectively.
- The Gross Sector projected Budgetary Allocation in the 2025/26 MTEF period is **Ksh.241.4billion**, **Ksh.281 billion** and **Ksh.301.2 billion** respectively. This includes the recurrent expenditures of **Ksh.220 billion**, **Ksh.254.8billion** and **Ksh.269 billion** and capital expenditure of **Ksh.21.4billion**, **Ksh.26.2billion** and **Ksh.32.2 billion** in the respective financial years.

## SECTOR RECURRENT REQUIREMENTS / ALLOCATIONS (AMOUNT KSH. MILLION)

Under Recurrent Expenditure, the Sector requires a total of **Kshs 375,832.71 million**, **Kshs 385,975.42 million** and **Kshs 399,387.05 million** against an allocation of **Kshs 220,402.34 million**, **Kshs 255,185.06 million** and **269,726.71 million** for Financial Years 2025/26, 2026/27 and 2027/28 respectively

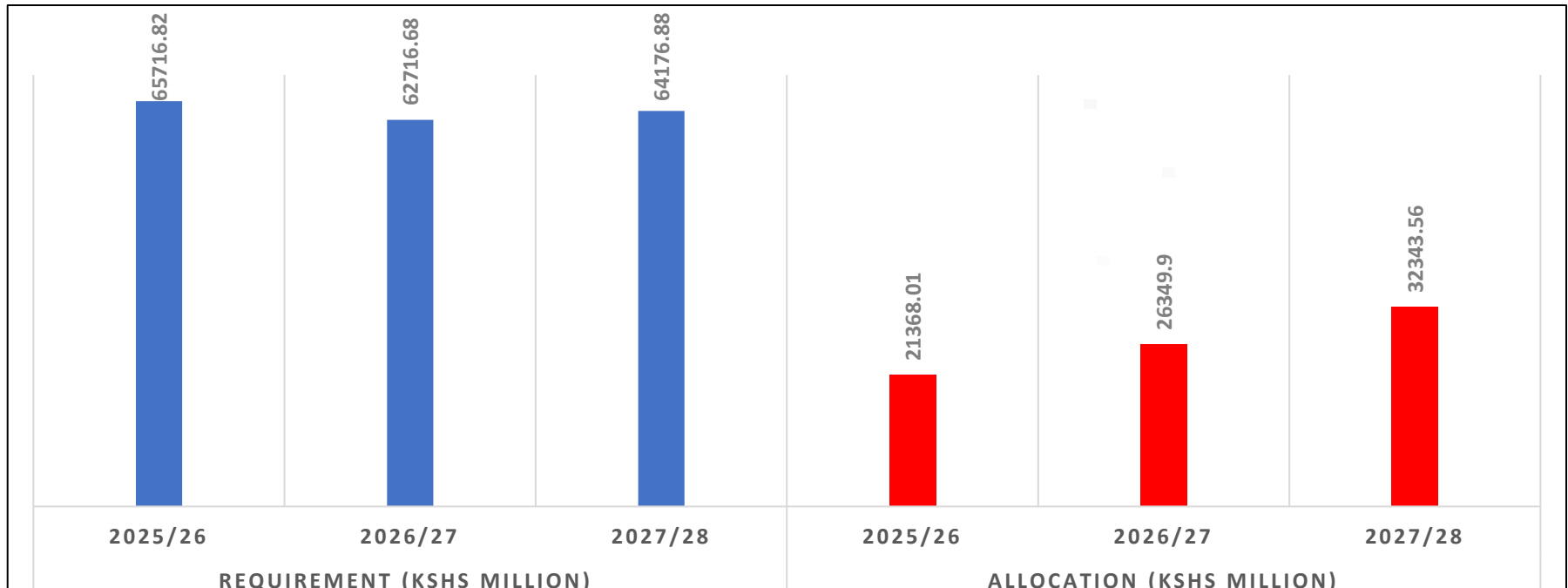
Baseline Estimates	Requirement (KShs. Million)				Allocation (KShs. Million)		
	2024/25	2025/26	2026/27	2027/28	2025/26	2026/27	2027/28
<b>Total</b>	<b>202,951.11</b>	<b>375,832.71</b>	<b>385,975.42</b>	<b>399,387.05</b>	<b>220,402.34</b>	<b>255,185.06</b>	<b>269,726.71</b>



# SECTOR DEVELOPMENT REQUIREMENTS / ALLOCATIONS (AMOUNT KSH. MILLION)

Under Development Expenditure, the Sector requires a total of Kshs **65,716.82 million**, Kshs **62716.68 million** and Kshs **64176.88 million** against an allocation of Kshs. **21368.01 million**, Kshs. **26349.90 million** and Kshs. **32343.56 million** for **2025/26**, **2026/27** and **2027/28** respectively, as indicated in the table below:

Baseline Estimates		Requirement (Kshs million)				Allocation (Kshs million)		
	2024/25	2025/26	2026/27	2027/28	2025/26	2026/27	2027/28	
<b>Total</b>	5054.40	65716.82	62716.68	64176.88	21368.01	26349.90	32343.56	





**Analysis of Sector  
Resource Requirement  
versus Allocation(per  
sub-sector)**

Expenditure Classification by Programme	Baseline	Resource Requirement			Resource Allocation		
	2024/25	2025/26	2026/27	2027/28	2025/26	2026/27	2027/28
<b>1023 State Department for Correctional Services</b>							
<b>P 1: Prison Services</b>							
Total expenditure	31,766.12	60,900.68	64,831.21	72,196.23	35,595.08	37,950.22	41,004.35
<b>P 2: Probation &amp; After Care Services</b>							
Total expenditure	2,154.93	6,011.10	4,570.30	4,488.95	2,163.20	2,233.62	2,286.61
<b>P 3: General Administration, Planning and Support Services (Correctional Service)</b>							
Total expenditure	508.63	1,544.55	1,076.18	1,143.12	538.04	526.02	552.11
Total expenditure for vote 1023	34,429.68	68,456.33	70,477.69	77,828.30	38,296.32	40,709.86	43,843.07
<b>1024 State Department for Immigration and Citizen Services</b>							
<b>P 1: Migration &amp; Citizen Services</b>							
Total expenditure	6,728.69	17,740.55	17,162.95	17,586.55	11,328.89	11,478.30	12,526.52
<b>P 2: Population Management Services</b>							
Total expenditure	6,465.01	15,030.99	16,355.66	17,602.87	7,740.69	8,316.02	8,710.82
<b>P 3: General Administration and Planning (Immigration and Citizen Services)</b>							
Total expenditure	1,076.74	3,115.74	3,123.22	3,201.43	1,490.24	2,267.49	2,325.99
Total expenditure for vote 1024	14,270.44	35,887.28	36,641.83	38,390.85	20,559.82	22,061.81	23,563.33
<b>1025 National Police Service</b>							
<b>P 1: Policing Services</b>							
Total expenditure	108,677.45	209,041.80	204,325.56	208,792.54	120,321.20	126,714.55	134,107.70
Total expenditure for vote 1025	108,677.45	209,041.80	204,325.56	208,792.54	120,321.20	126,714.55	134,107.70
<b>1026 State Department for Internal Security &amp; National Administration</b>							
<b>P 1: National Government Field Administration Services</b>							
Total expenditure	18,512.17	23,976.36	24,621.13	25,803.07	19,263.62	20,445.13	21,850.85
<b>P 2: Policy Coordination Services</b>							
Total expenditure	1,343.36	2,851.96	3,097.10	3,126.15	1,513.18	1,718.34	1,891.99
<b>P 3: General Administration and Support Services (Internal Security &amp; National Administration)</b>							
Total expenditure	8,329.81	32,174.58	31,999.99	33,980.67	16,324.01	17,204.75	17,264.07
Total expenditure for vote 1026	28,185.34	59,002.90	59,718.22	62,909.89	37,100.81	39,368.22	41,006.91
<b>1252 State Law Office</b>							
<b>P 1: Legal Services</b>							
Total expenditure	2,970.88	5,528.12	5,723.87	5,942.15	3,379.84	3,623.98	3,690.47
<b>P 2: Governance, Legal Training and Constitutional Affairs</b>							
Total expenditure	1,493.10	3,251.42	3,039.11	3,255.82	1,676.05	1,823.38	1,884.41
<b>P 3: General Administration, Planning and Support Services (The State Law Office)</b>							
Total expenditure	965.03	3,400.79	2,470.79	2,448.12	1,334.27	1,263.73	1,608.24
Total expenditure for vote 1252	5,429.01	12,180.33	11,233.77	11,646.09	6,390.16	6,711.09	7,183.12
<b>1271 Ethics and Anti-Corruption Commission</b>							
<b>P 1: Ethics and Anti-Corruption</b>							
Total expenditure	4,143.63	8,445.50	8,149.10	7,872.75	4,413.82	4,849.20	5,193.64
Total expenditure for vote 1271	4,143.63	8,445.50	8,149.10	7,872.75	4,413.82	4,849.20	5,193.64



Expenditure Classification by Programme	Baseline	Resource Requirement			Resource Allocation		
	2024/25	2025/26	2026/27	2027/28	2025/26	2026/27	2027/28
<b>1291 Office of the Director of Public Prosecutions</b>							
<b>P 1: Public Prosecution Services</b>							
Total expenditure	3,985.00	6,209.00	6,183.00	7,011.00	4,245.43	4,729.60	5,087.52
Total expenditure for vote 1291	3,985.00	6,209.00	6,183.00	7,011.00	4,245.43	4,729.60	5,087.52
<b>1311 Office of the Registrar of Political Parties</b>							
<b>P 1: Registration, Regulation and Funding of Political Parties</b>							
Total expenditure	1,927.81	9,237.83	9,397.45	9,412.12	1,985.46	2,088.28	2,150.26
Total expenditure for vote 1311	1,927.81	9,237.83	9,397.45	9,412.12	1,985.46	2,088.28	2,150.26
<b>1321 Witness Protection Agency</b>							
<b>P 1: Witness Protection</b>							
Total expenditure	697.13	1,698.68	2,127.25	2,851.56	847.87	894.52	943.08
Total expenditure for vote 1321	697.13	1,698.68	2,127.25	2,851.56	847.87	894.52	943.08
<b>2011 Kenya National Commission on Human Rights</b>							
<b>P 1: Protection and Promotion of Human Rights</b>							
Total expenditure	478.04	847.78	947.72	1,197.65	528.61	580.96	635.51
Total expenditure for vote 2011	478.04	847.78	947.72	1,197.65	528.61	580.96	635.51
<b>2031 Independent Electoral and Boundaries Commission</b>							
<b>P 1: Management of Electoral Processes</b>							
Total expenditure	3,781.69	23,227.11	33,418.61	28,566.95	3,953.66	29,410.28	34,840.84
<b>P 2: Delimitation of Electoral Boundaries</b>							
Total expenditure	36.05	75.23	97.02	36.72	41.91	96.77	55.66
Total expenditure for vote 2031	3,817.74	23,302.34	33,515.63	28,603.67	3,995.57	29,507.05	34,896.50
<b>2101 National Police Service Commission</b>							
<b>P 1: National Police Service Human Resource Management</b>							
Total expenditure	1,008.03	3,975.51	2,334.86	3,207.09	1,333.02	1,524.99	1,620.76
Total expenditure for vote 2101	1,008.03	3,975.51	2,334.86	3,207.09	1,333.02	1,524.99	1,620.76
<b>2141 National Gender and Equality Commission</b>							
<b>P 1: Promotion of Gender Equality and Freedom from Discrimination</b>							
Total expenditure	417.70	1,055.25	1,108.01	1,163.41	476.70	493.46	510.07
Total expenditure for vote 2141	417.70	1,055.25	1,108.01	1,163.41	476.70	493.46	510.07
<b>2151 Independent Policing Oversight Authority</b>							
<b>P 1: Policing Oversight Services</b>							
Total expenditure	512.52	2,209.00	2,434.00	2,677.00	1,275.62	1,301.63	1,328.48
Total expenditure for vote 2151	512.52	2,209.00	2,434.00	2,677.00	1,275.62	1,301.63	1,328.48
Total Programme	207,979.52	441,549.53	448,594.09	463,563.92	241,770.41	281,535.22	302,069.95



# Resource Allocation Criteria:

The sector was guided by the criteria outlined in Treasury circular no. 11/24 to guide the prioritization and final allocation of resource

1. Programmes that enhance value chain and linkage to BETA priorities
2. Linkage of the Programmes with the Priorities of MTP IV of the Vision 2030
3. Presidential directives and cabinet decisions
4. Completion of ongoing projects, stalled projects & payment of verified pending bills
5. Degree to which a programme addresses job creation and poverty reduction
6. Degree to which a programme addresses the core mandate of the MDAs
7. Programme that support mitigation and adaptation of climate change
8. Cost effectiveness, efficiency & sustainability of the programme
9. Requirement for furtherance & implementation of the Constitution.



# Sector Priority Programmes

**Programmes/ Sub-Programme, Outcome, Outputs for 2025/26 – 2027/28**



No.	Program	Key Result Area	Key Output/Outcome
<b>1023 State Department for Correctional Services</b>			
1	Prison Services	Humane Custodial of offenders	Ensure safe containment of a daily average of <b>65,000 inmates</b>
		Offender supervision and rehabilitation	offered vocational training and formal education to <b>30,500 and 20,200</b> offenders
		Prison industries and farms modernization	Improved prison industries and farms efficiency
2	Probation and After-Care Services	Reintegration and resettlement of ex-offenders.	Rehabilitate and reintegrate <b>105,000</b> non-custodial offenders
		Expeditious Administration of Justice. Non-custodial offender supervision services	Supervise <b>141,000 offenders</b> serving probation orders
		Community service offenders' supervision services	Supervise <b>139,000 offenders</b> serving community services orders
<b>1024 State Department for Immigration and Citizen Services</b>			
3	Migration and Citizen Services Management	Issuance of e-Passports	Issue <b>650,000 e-Passports</b>
		Coordination of the e-Citizen Services	Register <b>1.2 million users</b> into the e-Citizen platform and onboard 11,200 government services
		Refugee management	Register <b>154,621 refugees</b>
4	Population Management Services	Issuance of Birth and Death Certificates	Issue <b>1.69 million</b> Birth Certificates and <b>219,483</b> Death Certificates
		Issuance of 3 <sup>rd</sup> Generation National Identity Cards (3 <sup>RD</sup> Gen ID)	Issue <b>2.3 million ID cards</b>
		Integration and interoperability of population data	Maisha Integrated Population Register
5	General Administration and Support Services	Drafting of bills and policies	Draft 1 bill and 1 policy on migration and citizen service management
		Refurbishment of office accommodation	Refurbish all the newly established offices in Nyayo house and field stations



No.	Program	Key Result Area	Key Output/Outcome
<b>1025 National Police Service</b>			
6	<b>Policing services</b>	<b>Safety and security of persons and protection of property</b>	Recruitment and training of additional <b>5000 Police Officers</b>
			Reduced Crime Rate per population of <b>100,000 from 142 to 130</b>
			Issue <b>1.15 million</b> Police Clearance Certificates
			Acquire Modern assorted security equipment
			Improved Police to Population ratio from <b>1:468 to 1:444</b>
<b>1026 State Department for Internal Security &amp; National Administration</b>			
7	<b>General Administration &amp; Coordination Services</b>	<b>National Government coordination services</b>	Coordination of National Government programmes, projects, directives and initiatives
			Train <b>1350 officers</b> on mandatory courses
		<b>Peace Building, National Cohesion and Values</b>	Train <b>200,000 persons</b> on peace building and conflict management, resolve intra/inter communal conflicts
		<b>Border Management</b>	Establish <b>26 Ports of Entry</b> and Exits (PoEs) with operational joint operation centres (JOCs)
		<b>Government Chemist Services</b>	Expansion of Government Chemist Nairobi laboratory.
		<b>Maritime Safety and Security</b>	Equipping of Kenya Coast Guard Services
8	<b>Policy Coordination Services</b>	<b>Society Free from Alcohol and Drug Abuse</b>	Sensitize <b>150,000</b> teaching staff, learners and parents on Alcohol and Drug Abuse preventive and management guideline
			Completion of Miritini Treatment and Rehabilitation facility
		<b>Public Benefits Organizations Compliance</b>	Register <b>300 PBOs</b>
		<b>Crime Research</b>	Conduct <b>12</b> Crime research
9	<b>National Government Administration Field Services</b>	<b>National Government coordination Field services</b>	Coordination of security and National Government programmes, projects and initiatives at the regions
<b>1252 State Law Office</b>			
10	<b>Legal Services</b>	<b>Civil Litigation Services</b>	<b>6,600 Cases</b> filed Against the government concluded
		<b>Trusteeship Services</b>	<b>9,150 estates</b> and trust files finalized upon fulfillment of all legal requirements
		<b>Business Registration Services</b>	479,600 business entities registered
		<b>Marriage, Societies' &amp; Coat of Arms Registration Services</b>	240,000 Marriages registered and other related applications processed
11	<b>Governance, Legal Training and Constitutional Affairs</b>	<b>Legal aid services</b>	<b>480,000 indigent</b> persons offered legal aid

No.	Program	Key Result Area	Key Output/Outcome
		Law Review & Reform Services	2,490 Licenses issued to qualified applicants
		Legal Training & Capacity Building Services	4,500 lawyers trained under the Advocates Training Programme (ATP).
12	General Administration, Planning and Support Services	Commercial Arbitration Services	Kshs 23.9 billion released to the economy through Arbitration and ADR services.
		Administration Support Services	6 services delivery processes re-engineered.
		Decentralization services	34 county offices operationalized
1271 Ethics and Anti-Corruption Commission			
13	Ethics and Anti-Corruption.	Corruption and economic crimes investigation services	1,343 corruption and economic crimes investigations completed.
			270 unethical violation /breaches investigations completed.
			Kshs. 24 billion of public funds loss averted.
		Assets tracing and recovery services.	Kshs.6.6 billion of illegally and unexplained assets preserved.
			Kshs12.6 billion corruptly acquired assets, unexplained wealth and irregularly obtained benefits recovered.
		Preventive Services.	275 state and non-state institutions reached.
			42 follow-up assessments report on the implementation of system review recommendations.
		30 institutions to be supported on implementation of gifts, donations, and conflict of interest registers.	
1291 Office of the Director of Public Prosecutions			
14	Public Prosecution Services	Criminal Prosecutions	100% litigation of Criminal cases to enhance rule of Law, fair and just administration of prosecutions
		Legal advisory services	100% investigative files advised within stipulated timelines for efficient and effective prosecutions
		Automation and Digitization of ODPP processes and procedures	Uadilifu Case management system rolled out to 25 ODPP county and sub county offices to enhance integration for efficient and effective service delivery
		Alternatives to Prosecutions mainstreamed	100% application of alternatives to prosecutions (Plea Bargaining, Diversion and other Alternatives to trial) where appropriate to safeguard restorative justice, speedy conclusion of cases and reduction of case backlog.

No.	Program	Key Result Area	Key Output/Outcome
<b>1311 Office of the Registrar of Political Parties</b>			
15	<b>Registration, Regulation and Funding of Political Parties</b>	<b>Registration and documentation of Political Parties</b>	100% applications for provisional and full registration processed.
		<b>Oversight and Regulation of Political Parties</b>	<b>90 political parties</b> supervised to ensure compliance with Political Parties Act 2011. <b>90 Political Parties</b> Fund managers sensitized on distribution of the Political Parties Fund, Funding Regulations and Public Finance Management Act 2012
		<b>Political Parties capacity building</b>	<b>6,000 women, youth and Persons with Disabilities (PWDs)</b> sensitized to enhance their participation in electoral and political processes.
<b>1321 Witness Protection Agency</b>			
16	<b>Witness Protection</b>	<b>Witness Protection services</b>	<b>300 sessions</b> of psychosocial assessments/psychotherapy conducted on witnesses and related persons
			<b>29 days taken</b> to provide response to the applicants/referral authorities from time of application
			<b>150 of witnesses</b> successfully managed.
			98 Percentage witness satisfaction levels in the programme.
<b>2011 Kenya National Commission on Human Rights</b>			
17	<b>Protection and Promotion of Human Rights</b>	<b>Human rights Protection and Promotion Services</b>	<b>12, 300</b> cases received and processed, investigated and redressed through the formal court system and ADR
			<b>1.2 million</b> members of the public sensitized on human rights and fundamental freedoms
			<b>4500 Duty bearers trained</b> on key themes in human rights and fundamental freedoms with focus on Prevention of Torture Act (POTA)
		<b>Human Rights Standards Compliance and Advisory services</b>	<b>113 laws and policies reviewed</b> to align with Human Rights Standards and advisories submitted to relevant policymakers
			<b>51 reports</b> on state compliance with human rights standards and obligations submitted to Treaty Bodies

No.	Program	Key Result Area	Key Output/Outcome
			<b>140 Public and Private institutions</b> audited for compliance with Human rights Standards
<b>2031 Independent Electoral and Boundaries Commission</b>			
<b>18</b>	<b>Management of Electoral Process in Kenya</b>	<b>Credible Elections</b>	<b>5.5 Million</b> new Voters registered
			<b>100% Electronic collation</b> , transmission and tallying of electoral data
			Electoral Legal Reforms
			Vacancies filled in Electoral positions
<b>19</b>	<b>Delimitation of Boundaries</b>	<b>Delimited boundaries for constituencies &amp; CAWs</b>	<b>1450 wards delimited; 290 Constituencies</b> Delimited
<b>2101 National Police Service Commission</b>			
<b>20</b>	<b>National Police Service Human Resource Management</b>	<b>Human resources Services</b>	<b>10,000 Police officers</b> Recruited to ensure an efficient and effective National Police Service.
			Automate and Digital Transformation of NPS and NPSC Processes (four (4) Human Resource Modules).
		<b>Decentralization of the NPSC HR and Counselling Services</b>	<b>Three (3) regional and county</b> offices/Counselling centers established and operationalized
		<b>National Police Reform Services</b>	70% Implementation on leadership, oversight and accountability policy, legislative & institutional framework, improvement of general welfare, terms and conditions of service, work and living environment and modernization programme/plan.
<b>2141 National Gender and Equality Commission</b>			
<b>21</b>	<b>Promotion of Gender Equality and Freedom from Discrimination</b>	<b>Technical support and litigation services on gender and inclusion to both levels of government</b>	<b>9 treaties/conventions monitored for compliance</b>
			Conduct 4 Public enquiries on violations of equality and inclusion
			<b>95 legal, policy and administrative</b> instruments reviewed for inclusion for National and County Government
		<b>Oversight services</b>	Audit 20 counties and institutions for compliance with requirements for participation of SIGs in the development agenda (Including the two thirds)
			<b>400 government agencies</b> complying with not more than two thirds' requirements and 100% of government agencies complying with 5% requirements for PWD
		<b>Public education, advocacy, and research</b>	Conduct <b>5 researches</b> on key issues affecting SIGs

No.	Program	Key Result Area	Key Output/Outcome
<b>2151 Independent Policing Oversight Authority</b>			
22	<b>Policing Oversight Services</b>	<b>Investigations services</b>	<b>4,370</b> cases of police misconduct investigated and finalized
		<b>Police Accountability</b>	<b>3,845</b> inspections on police facilities conducted to check compliance with human rights standards in detention facilities. Additionally, IPOA will conduct <b>18</b> thematic inspections to check adherence to requirements on gender perspectives in the Service and also monitor <b>400</b> policing operations and make recommendations for improvement of the service.
		<b>Decentralized Services</b>	<b>2</b> New County Offices established and operationalized to enhance service delivery.

**Cross-Sector Linkages,  
Emerging Issues,  
Challenges,  
Recommendations &  
Conclusion**





## Cross-Sector Linkages

- The GJLO Sector synergizes programs across sectors under Vision 2030, MTP IV, and BETA. It supports good governance, justice, and socio-economic rights while enabling other sectors.
- **Key Linkages:**
  1. **Agriculture, Rural & Urban Development (ARUD):** Provides security, human rights protection, and governance services; ARUD contributes to GJLO with sustainable resource management and food security.
  2. **Energy, Infrastructure & ICT (EI&ICT):** GJLO creates legal and policy frameworks for energy and infrastructure projects; EI&ICT enhances GJLO's efficiency through ICT innovations.
  3. **General Economic & Commercial Affairs (GECA):** Provides policy and legal support for trade and security data; GECA promotes fair trade and consumer protection



## **Cross-Sector Linkages (continued )**

- 4. Health Sector:** GJLO ensures the legal framework for health reforms and Universal Health Coverage (UHC); the Health Sector helps sustain standards in public and private health.
- 5. Education Sector:** GJLO provides legal and institutional frameworks; Education builds human capital, research, and governance capacity.
- 6. Public Administration & International Relations (PAIR):** GJLO supports governance, security, and rule of law; PAIR promotes cohesion, transparency, and international relations.
- 7. National Security (NS):** GJLO works with NS on crime prevention, law enforcement, and intelligence sharing.
- 8. Environment, Water, Natural Resources (EPWNR):** GJLO enforces environmental policies; EPWNR aids in resource management and climate financing.



## Emerging Issues

- 1. Cyber Crime/Security:** Growing digitization increases risks of cyber-attacks, requiring updated legal frameworks for modern global cybersecurity techniques.
- 2. Radicalization & Extremism:** Rising youth radicalization through social media threatens national stability. Terrorist recruitment targets schools and religious institutions.
- 3. Complex Crimes:** Emerging crimes such as dark web activities and crypto-related offenses challenge evidence collection and prosecution.
- 4. Business Environment Changes:** Technological advancements introduce new business models, presenting legal and security concerns for Kenya's competitiveness



## **Emerging Issues (Continued )**

- 5. Psychoactive Substances:** The rising abuse of unregulated drugs leads to increased mental health issues and unproductivity, calling for multisectoral regulations.
- 6. Unlicensed Accommodation Facilities:** Growth of unregulated accommodations contributes to illegal alcohol sales, drugs, and security threats.
- 7. Political Polarization & Banditry:** Political division and banditry disrupt national security, increasing inter-ethnic tensions and affecting service delivery in affected regions



# Challenges

- 1. Inadequate Budget Allocations:**  
Budget cuts hinder GJLO's mandate, leading to unfunded initiatives and straining resources.
- 2. Conflicting Legal Frameworks:**  
Overlapping institutional roles create inefficiencies, reducing effective resource utilization.
- 3. Limited ICT Adoption:**  
Slow automation of services impairs sector modernization and operational efficiency.
- 4. Cross-Border Conflicts:**  
Instability along borders, particularly from Al-Shabaab, disrupts trade and security while fostering illegal activities.
- 5. Alcohol, Drug, & Substance Abuse:**  
Rising crime and lawlessness are linked to substance abuse, impacting youth and educational institutions.
- 6. Corruption:**  
Corruption undermines policy implementation, governance, and public trust, necessitating stronger anti-corruption efforts



## Conclusion

- The Sector remains significant for improved governance in National Development Agenda, as enshrined in the Constitution and Vision 2030. Vision 2030 identified a set of governance principles to guide efforts in the Sector and ensure continued gains. Key strategic areas which include ;rule of law, electoral and political processes; democracy and public participation; transparency and accountability; public administration and service delivery; and security, peace-building and conflict management guide the development of the Sector programmes.
- Going forward ,the sector is committed to scaling up the implementation of the provision of the Constitution ,strengthen the rule of law ,increase access to justice ,ensure respect for Human rights ,equality and inclusion ;peace ,justice and strong institutions. This will enhance the effective implementation of BETA priorities. Most importantly, the sector shall endeavor to upscale the fight against corruption and make all public servants accountable.
- Significant resource gaps cited above highlight the need for increased budget allocations to meet sector goals and reduce pending bills.



# Recommendations

To achieve the goals of the Constitution, Vision 2030, SDGs, MTP IV, and BETA Agenda, the Sector prioritizes investments in programs and projects to boost productivity and prosperity. Key recommendations include:

1. **Cross-border Security Collaboration:** Strengthen multi-agency collaboration to enhance border security.
2. **Cyber Crime/Security:** Update legal frameworks and policies for modern international policing approaches and ICT.
3. **Policy, Legislative and Institutional Reforms:** Fast-track key reforms, including Government Chemist Authority Bill, Disaster Risk Management, Border Policy, Arms Policy, Election Regulations, and correctional framework alignment.
4. **Alcohol, Drug, and Substance Abuse:** Implement frameworks to mitigate harms through societal approaches.
5. **ICT Infrastructure Development:** Upgrade ICT infrastructure for advancements like digital crime reporting.
6. **Acquisition of Specialized Equipment:** Invest in specialized equipment to address emerging crimes like terrorism.
7. **Complex and Emerging Crimes:** Enhance technical skills in areas like virtual currency and financial intelligence.
8. **Domestic Resource Mobilization:** Focus on local resource mobilization for donor-dependent programs.
9. **Ease of Doing Business:** Enact laws and policies for a supportive business environment.
10. **Corruption and Unethical Conduct:** Strengthen anti-corruption practices under the National Ethics and Anti-Corruption Policy (NEAP).
11. **Digitization:** Harmonize and integrate services for transparency and efficiency.
12. **Office Infrastructure:** Ensure adequate infrastructure for smooth program and project execution





**THANK YOU**

